



City of Newport Beach

Program Year 2019-2020

**Consolidated Annual Performance
and Evaluation Report
(CAPER)**

September 30, 2020

Table of Contents

CR-05 - Goals and Outcomes	1
CR-10 Racial and Ethnic Composition of (person/households/families) Assisted.....	5
CR-15 Resources and Investments.....	6
CR-20 Affordable Housing.....	9
CR-25 Homeless and Other Special Needs	13
CR-30 Public Housing	16
CR-35 Other Actions.....	18
CR-40 Monitoring.....	27
CR-45 CDBG.....	29

Appendices

Appendix A – Public Notices	A
Appendix B – Summary of Citizen Participation Comments.....	B
Appendix C – IDIS Reports.....	C

CR-05 - Goals and Outcomes

Progress the jurisdiction has made in carrying out its strategic plan and its action plan.

91.520(a)

The City of Newport Beach has prepared the 2019-2020 Consolidated Annual Performance and Evaluation Report (CAPER) as required by the U.S. Department of Housing and Urban Development (HUD) which describes the use of federal Community Development Block Grant (CDBG) funds during the last program year of the 2015-2019 Consolidated Plan period, covering July 1, 2019 to June 30, 2020.

The City receives CDBG funds from HUD on a formula basis each year, and in turn, implements projects and awards grants to nonprofit, for-profit or public organizations for projects in furtherance of the adopted Consolidated Plan. The CDBG program generally provides for a range of eligible activities for the benefit of low- and moderate-income Newport Beach residents.

For the 2019-2020 program year, the City received \$367,434 of CDBG funds from HUD. This investment of CDBG funds was a catalyst for positive change in the community. Together with other federal, state and local investments, HUD resources allowed the City and its partners to:

- Provide fair housing services to 81 residents
- Provide homelessness prevention and assistance services to 16 residents
- Provide public services such as home delivered meals to 92 senior residents
- Provide public services such as mentoring to 3 foster youths
- Provide funds for Section 108 Loan Repayment

Table 1 provides a summary of the five-year and one-year accomplishments for the period ending June 30, 2020, arranged by each of the Strategic Plan Goals included in the 2015-2019 Strategic Plan of the Consolidated Plan.

Comparison of the proposed versus actual outcomes for each outcome measure submitted with the consolidated plan and explain, if applicable, why progress was not made toward meeting goals and objectives. 91.520(g)

Table 1 - Accomplishments – Program Year & Strategic Plan through June 30, 2020

Goal	Category	2019-2020 Amount	Indicator	Unit of Measure	5-Year Strategic Plan			2019-2020 Program Year No. 5		
					Expected	Actual	Percent Complete	Expected	Actual	Percent Complete
Fair Housing Services	Affordable Housing	CDBG: \$12,000	Other	Other	600	553	92%	125	81	69%
Homelessness Prevention Services	Homeless	CDBG: \$15,000	Homelessness Prevention	Persons Assisted	800	981	122%	12	16	133%
Public Facilities and Section 108 Debt Service	Non-Housing Community Development	CDBG: \$238,832	Public Facility or Infrastructure Activities other than Low/Moderate Income Housing Benefit	Persons Assisted	8,595	8,595	100%	0	0	0%
			Other	Other	5	5	80.00%	1	1	100%
Public Services	Non-Housing Community Development	CDBG: \$40,115	Public service activities other than Low/Moderate Income Housing Benefit	Persons Assisted	700	654	93.4%	136	92	67.6%
Special Needs Services	Non-Homeless Special Needs	CDBG: \$0	Public service activities other than Low/Moderate Income Housing Benefit	Persons Assisted	50	23	46%	0	0	0%
Planning	Planning and Administration	CDBG: \$61,487	Other	Other	N/A	N/A	N/A	N/A	N/A	N/A

Assess how the jurisdiction's use of funds, particularly CDBG, addresses the priorities and specific objectives identified in the plan, giving special attention to the highest priority activities identified.

During the program year, the City and local nonprofit organizations made progress on several 2019-2020 activities. All CDBG funded activities addressed specific high priority objectives identified in the 2015-2019 Consolidated Plan.

The majority of CDBG funds available in the 2019-2020 Action Plan were allocated to public service activities carried out by nonprofit organizations during the Program Year including fair housing services, homelessness prevention services, and other public services benefitting low- and moderate-income residents.

All the activities funded during the program year are listed in Figure 1, including the amount of CDBG funds allocated to the activity and the amount spent as of June 30, 2020. Figure 2 provides the numeric accomplishment goal and the accomplishments as of June 30, 2020.

Figure 1 – Use of CDBG Funds

Strategic Plan Goal / Activity	Source	Allocation	Spent through 6/30/20	Percent Spent
1. Fair Housing Services				
Fair Housing Services	CDBG	\$12,000.00	\$12,000.00	100.00%
2. Public Services				
Age Well Senior Services: Home Delivered Meals	CDBG	\$25,000.00	\$25,000.00	100.00%
Council on Aging-SC: Long Term Care Ombudsman	CDBG	\$7,500.00	\$0	0%
CASA: Transitional Youth Age Program	CDBG	\$7,615.00	\$1,104.06	14.5%
3. Homelessness Prevention Services				
Families Forward Housing Program	CDBG	\$15,000.00	\$15,000.00	100 %
4. Public Facilities and Infrastructure Improvements				
Public Facilities - TBD	CDBG	\$52,942.00	\$0.00	0%
5. Public Facilities and Section 108 Debt Service				
Section 108 Loan Repayment	CDBG	\$185,890.00	\$185,889.50	100%
6. Planning and Administration				
CDBG Administration	CDBG	\$61,487.00	\$48,409.50	78.7%
Total for all Goals:		\$367,434	\$287,406.06	78.2%

Figure 2 – Program Year Accomplishments by Strategic Plan Goal

Strategic Plan Goal / Activity	Unit of Measure	Expected	Actual
1. Fair Housing Services			
Fair Housing Services	People	125	81
2. Public Services			
Age Well Senior Services: Home Delivered Meals	People	92	92
Council on Aging-SC: Long Term Care Ombudsman	People	40	0
CASA: Transitional Youth Age Program	People	4	3
3. Homelessness Prevention Services			
Families Forward Housing Program	People	12	16
4. Public Facilities and Infrastructure Improvements			
Public Facilities/Infrastructure ADA Improvements	People	0	0
5. Public Facilities and Section 108 Debt Service			
Section 108 Loan Repayment	Other	1	1
6. Planning and Administration			
CDBG Administration	N/A	N/A	N/A

CR-10 - Racial and Ethnic composition of families assisted

Describe the families assisted (including the racial and ethnic status of families assisted).

91.520(a)

Table 2 – Assistance to Racial and Ethnic Population by Source of Funds

	CDBG
White	158
Black or African American	7
Asian	4
American Indian or Alaskan Native	1
Native Hawaiian or Other Pacific Islander	1
Asian & White	0
Black or African American & White	1
Other Multi-Racial	10
Total	182
Hispanic	18
Non-Hispanic	164

***Note:** The data in this table is supplied by HUD's database and reports from the Fair Housing Foundation. The figures in this table represent the sum of the reported number of people, families, households, or housing units reported during the fiscal year, without regard to the number of people in each family, household or housing unit. In addition, the data in this table reflects 100 percent completed activities only.

Narrative

Table 2 provides an aggregate of race and ethnicity data for the combined number of people, families, households or housing units served during the program year based on accomplishment data from all CDBG activities reported in HUD's Integrated Disbursement and Information System (IDIS).

CR-15 - Resources and Investments 91.520(a)

Identify the resources made available

Table 3 – Resources Made Available

Source of Funds	Resources Made Available 2019-2020	Amount Expended During Program Year
CDBG	\$367,434	\$287,403.06

Narrative

The CDBG resources made available included \$367,434 of CDBG formula grant funds. The total amount expended during this program year was \$287,403.06.

Identify the geographic distribution and location of investments

Table 4 – Identify the geographic distribution and location of investments

Target Area	Planned Percentage of Allocation	Actual Percentage of Allocation	Narrative Description
Citywide	100%	100%	Citywide Area

Narrative

During 2019-2020, the City expended CDBG funds in a manner consistent with the National Objectives of the program. 100 percent of the CDBG funds expended were for activities that benefit low to moderate income persons. The percentage includes Administration and Planning activities.

The City's investments in Fair Housing Services, Public Services, and Homelessness Prevention Services projects are based on a citywide geography because individuals in need of these services may live anywhere within the jurisdiction—particularly services for special needs populations such as individuals recovering from substance abuse.

Prior to the current amended Consolidated Plan, the only exception to this approach was for CDBG projects that were qualified on a low- and moderate-income area basis where a specific proportion of the residents within the service area must be low- and moderate-income residents, such as the 2016-2017 West Newport Recreational Facility project and the 2015-2016

Commercial Façade Improvement project. Both of those projects were canceled through the amendment to the 2015-2019 Consolidated Plan and 2015-2016 and 2016-2017 Action Plans.

Leveraging

Explain how federal funds leveraged additional resources (private, state and local funds), including a description of how matching requirements were satisfied, as well as how any publicly owned land or property located within the jurisdiction that were used to address the needs identified in the plan.

The City used CDBG funds to leverage appropriate state, local and private resources secured by each nonprofit organization providing public services. In addition, the City will seek to leverage other sources including but not limited to those listed below and as outlined in the Consolidated Plan.

State Resources

- State Low-Income Housing Tax Credit Program
- Building Equity and Growth in Neighborhoods Program (BEGIN)
- CalHome Program
- Multifamily Housing Program (MHP)
- Housing Related Parks Grant
- CalHFA Single and Multi-Family Program
- Mental Health Service Act (MHSA) Funding

Local Resources

- Orange County Housing & Finance Agency (OCHFA) Funding
- Southern California Home Financing Authority (SCHFA) Funding
- Orange County Continuum of Care Program
- Orange County Housing Authority (OCHA) Programs

Private Resources

- Federal Home Loan Bank Affordable Housing Program (AHP)
- Community Reinvestment Act Programs
- United Way Funding
- Private Contributions

During the 2019-2020 Program Year, the City's nonprofit public service organizations used CDBG funds in conjunction with over \$5.4 million of other federal, state and local funds to implement their programs.

Matching Requirements

The CDBG program does not require matching funds.

Publicly Owned Land or Property

The City owned one property in Balboa Village known as the Balboa Theater. The property was acquired in the 1990s with CDBG funds as part of an economic revitalization strategy in place at that time. The City was able to sell the property. In consultation with the HUD Los Angeles Field Office, the City was authorized to use the proceeds of the sale of the Balboa Theater to address the needs of the current Consolidated Plan. The Consolidated Plan was amended to reflect this new resource upon completion of the property sale in the fall of 2016. In addition, the City was authorized to maintain the net sales proceeds in its local account. The funds were allocated to the Public Facilities/Infrastructure ADA Improvements activity in the 2017-2018 Action Plan.

DRAFT

CR-20 - Affordable Housing 91.520(b)

Evaluation of the jurisdiction's progress in providing affordable housing, including the number and types of families served, the number of extremely low-income, low-income, moderate-income, and middle-income persons served.

Table 5- Number of Households Supported

	One-Year Goal	Actual
Number of homeless households to be provided affordable housing units	0	0
Number of non-homeless households to be provided affordable housing units	0	0
Number of special-needs households to be provided affordable housing units	0	0
Total	0	0

Table 6 - Number of Households Supported

	One-Year Goal	Actual
Number of households supported through rental assistance	0	0
Number of households supported through the production of new units	0	0
Number of households supported through the rehab of existing units	0	0
Number of households supported through the acquisition of existing units	0	0
Total	0	0

Discuss the difference between goals and outcomes and problems encountered in meeting these goals.

Two high priority affordable housing needs were identified in the 2015-2019 Consolidated Plan. The City of Newport Beach will continue to use non-CDBG funding sources such as the local Affordable Housing Fund to address the following goals:

Expand the Supply of Affordable Housing

Based on evaluation of 2007-2011 ACS and CHAS data, there is a high need for additional rental housing units affordable for households earning less than 50 percent of AMI. Of the households earning 0-80 percent of AMI, 7,790 are cost burdened households — meaning households paying more than 30 percent of their income for housing. Additionally, 5,805 of the cost burdened households are considered severely cost burdened households — meaning that they pay more than 50 percent of their income for housing. Of the 5,805 severely cost burdened households, 3,580 are renters, representing the City's worst-case housing need. Of those severely cost burdened renter households, 2,945 households earn less than 50 percent of AMI and are considered the most at risk of becoming homeless. The City will continue to use its Affordable Housing Fund and other available options under the State Density Bonus law to create additional affordable housing.

Preserve the Supply of Affordable Housing

As the City's housing stock ages, a growing percentage of housing units may need rehabilitation to allow them to remain safe and habitable. The situation is of concern for low- and moderate-income homeowners who are generally not in a financial position to properly maintain their homes. The age and condition of Newport Beach's housing stock is an important indicator of potential rehabilitation needs. Preservation of the physical and functional integrity of existing housing units occupied by low- and moderate-income households is a cost-effective way to invest limited resources to retain existing housing units that are already affordable to low- and moderate-income households in the community.

In addition, at the point of adoption of the 2019-2020 Action Plan, the City addressed affordable housing needs through fair housing services to ensure equal access to housing opportunities to low- and moderate-income people and by providing support to homelessness prevention through the following activities:

- Fair Housing Foundation – Fair Housing Services assisted 81 people
This agency addressed the priority need of ensuring equal access to housing opportunities.
- Families Forward – Housing Program assisted 16 people
This agency addressed the priority need of preventing and eliminating homelessness

Discuss how these outcomes will impact future annual action plans.

The outcomes of this priority need will not impact future annual action plans since the City will use other source of funds for affordable housing programs as indicated in the Consolidated Plan.

Include the number of extremely low-income, low-income, and moderate-income persons served by each activity where information on income by family size is required to determine the eligibility of the activity.

Table 7 – Number of Persons Served

Number of Persons Served	CDBG Actual
Extremely Low-income	46
Low-income	109
Moderate-income	23
Total	178

Narrative Information

The Strategic Plan identified two high priority needs to expand the supply of affordable housing and preserve the supply of affordable housing. The Consolidated Plan indicated that CDBG funds will not be used for affordable housing. The City will continue to use other funding sources and methods to create affordable housing opportunities such as the Affordable Housing Fund and the State Density Bonus law. In addition, as outlined in the adopted 2015-2019 Consolidated Plan, the City will continue to provide CDBG funds to support fair housing services, homelessness prevention programs and public services.

The City continues to work to expand the supply of affordable housing. In 2016, the City granted a Density Bonus that will result in 455 total units at Uptown Newport, of which 92 units will be affordable to very low-income households. The affordable units became available in mid-2019.

As a result of the City's former Inclusionary Housing Ordinance, the City collected approximately \$4.2 million in the Affordable Housing Fund. The fees were paid by developers of residential housing in-lieu of providing affordable units. The purpose of the Affordable Housing Fund is to construct, rehabilitate or subsidize affordable housing or assist other governmental entities, private organizations, or individuals to provide or preserve affordable housing. On April 29, 2015, the City published a Request for Proposals for the use of the Affordable Housing Fund toward affordable housing development or programming. The City received three proposals discussed below that ultimately were recommended for funding from an evaluation panel and the City's Affordable Housing Task Force.

- Newport Shores Project: An agreement with Community Development Partners granting \$1,975,000 to assist with the acquisition, rehabilitation, and conversion of an existing 12-unit apartment building located at 6001 Coast Boulevard for affordable housing. This project opened as of March 2018.
- Senior Home Repair Program: The City granted up to \$600,000 to Habitat for Humanity Orange County for the purpose of establishing a critical home repair program for lower-income seniors. This program is active, has approved nine project applications, completed seven projects, and is continuing to accept applications.
- Seaview Lutheran Plaza Rehabilitation: The City Council approved an agreement granting \$800,000 to Seaview Lutheran Plaza to rehabilitate 100 apartment bathrooms to include ADA toilets, removal of tubs, installation of new showers with safety grab bars, new flooring, and paint. The project was completed during the 2017-2018 Program Year.

CR-25 - Homeless and Other Special Needs 91.220(d, e); 91.320(d, e); 91.520(c)

Evaluate the jurisdiction's progress in meeting its specific objectives for reducing and ending homelessness through:

Reaching out to homeless persons (especially unsheltered persons) and assessing their individual needs

As stated in prior years, the City of Newport Beach will continue to support the efforts of Orange County Continuum of Care (CoC) and its member organizations that address homelessness throughout Orange County.

According to the Ten-Year Plan to End Homelessness in Orange County adopted in 2012 (Ten-Year Plan), the CoC is in the process of implementing several regional strategies that will enhance local coordination to more effectively assist people in need. To rapidly identify and assess people experiencing homelessness, the CoC is working to create regional homeless access centers that will offer fully coordinated systems of outreach and will facilitate universal assessment, intake, referral and transportation to resources. The CoC is also developing resources of information (such as 2-1-1) to better serve individuals who are homeless or at risk of becoming homeless. In addition, the CoC is working to implement a database using real time information from intake and assessment that is housed in the Homeless Management Information System (HIMS). Collectively these strategies will help minimize duplication of effort and better connect the most vulnerable individuals and families, chronically homeless, and people at risk of becoming homeless to appropriate resources.

To reach out to unsheltered homeless persons and assess their individual needs for the purpose of connecting them with available emergency shelter and transitional housing resources, the City of Newport Beach, through its Planning Division provided information and referrals — primarily to 2-1-1 Orange County. Additionally, to reduce and end homelessness, the City of Newport Beach provided CDBG funds for the following public service activities:

- Families Forward – Housing Program assisted 16 people
This agency helped addressing the priority need of preventing and eliminating homelessness.

Addressing the emergency shelter and transitional housing needs of homeless persons

The ultimate solution to ending homelessness is transitional to permanent housing closely aligned with supportive services that ensure housing stability can be maintained. However, because the demand for affordable housing far outpaces the region's supply, the CoC continues to rely on its emergency and transitional housing system in order to address the immediate needs of Orange County's homeless population.

In 2013, the CoC and County identified \$4.5 million in local funds to support the development of year-round emergency shelters and multi-service centers in Orange County. Over the next five years the CoC and the County will continue to search for an appropriate location for this new shelter.

For transitional housing, the Ten-Year Plan recognizes a need to maintain a level of transitional housing for the target populations that benefit most from a staged approach to housing, such as mentally ill and chronically homeless individuals. While the CoC continues to support transitional housing in special circumstances, the CoC is currently examining ways to shorten stays in emergency shelters and transitional housing so that resources may be used for rapid re-housing or placement in permanent supportive housing.

Other organizations in the CoC also address the emergency shelter and transitional housing needs of homeless persons, including Orange Coast Interfaith Shelter, Orange County Rescue Mission and WISEPlace.

Helping low-income individuals and families avoid becoming homeless, especially extremely low-income individuals and families and those who are: likely to become homeless after being discharged from publicly funded institutions and systems of care (such as health care facilities, mental health facilities, foster care and other youth facilities, and corrections programs and institutions); and, receiving assistance from public or private agencies that address housing, health, social services, employment, education, or youth needs

An individual or family is considered to be at-risk of becoming homeless if it experiences extreme difficulty maintaining their housing and has no reasonable alternatives for obtaining subsequent housing. Homelessness often results from a complex set of circumstances that require people to choose between food, shelter, and other basic needs. Examples of common circumstances that can cause homelessness include eviction, loss of income, insufficient income, disability, increase in the cost of housing, discharge from an institution, irreparable damage, or deterioration to housing, and fleeing from family violence.

Orange County's current CoC system encourages services aimed at reducing incidences of homelessness for those receiving public assistance and individuals likely to become homeless after being discharged from publicly funded institutions and systems of care, including:

- Emergency Rental and Utility Assistance: Short-term financial assistance to prevent eviction and utility shut-off.
- Credit Counseling: Financial counseling and advocacy to assist households to repair credit history.
- Legal/Mediation Services: Tenant-landlord legal/mediation services to prevent eviction.
- Food Banks and Pantries: Direct provision of food, toiletries, and other necessities.
- Transportation Assistance: Direct provision of bus vouchers and other forms of transportation assistance.

- Clothing Assistance: Direct provision of clothing for needy families and individuals.
- Prescription/Medical/Dental Services: Direct provision of prescription, medical and dental services.
- Workforce Development: Direct provision of job training services designed to develop and enhance employment skills, as well as to help clients secure and retain living wage jobs.
- Information & Referral Services: Direct provision of 24-hour/7-days-a-week call center services to provide health and human service information to at-risk populations.
- Recuperative care for homeless individuals who become ill or injured.

In addition, the City provided CDBG funds to nonprofit organizations to meet the goals of the Consolidated Plan. The following is a detailed description of services provided by each organization per activity and according to the Action Plan:

Families Forward – Housing Program

The Families Forward Housing Program transitions homeless families from crisis to stability and self-sufficiency. Services include housing, counseling, food, career coaching, life-skills, education and acquisition of permanent housing. Individualized self-sufficiency plans are developed with case managers, and progress is monitored on a regular basis at monthly case management meetings. Depending on financial capacity, families will pay 0-30 percent of their income in rent. Transitional housing ranges from 1-24 months. Case managers conduct pre and post program surveys to document this data. Additionally, services provided through this program are mentioned through ClientTrack, HMIS-compliant client data system, at regular intervals. Families Forward assisted 16 people.

Helping homeless persons (especially chronically homeless individuals and families, families with children, veterans and their families, and unaccompanied youth) make the transition to permanent housing and independent living, including shortening the period of time that individuals and families experience homelessness, facilitating access for homeless individuals and families to affordable housing units, and preventing individuals and families who were recently homeless from becoming homeless again

The City of Newport Beach continues to support CoC efforts. The 2015-2019 Strategic Plan prioritized the use of CDBG funds to support activities implemented by local nonprofit organizations that provide services to help prevent and eliminate homelessness, including families at risk of homelessness. To address the needs of homeless families, families with children, veterans and their families, the City provided funds to support the Families Forward Housing Program, which provides transitional housing, counseling, and case management to families at risk of homelessness. When paired with financial counseling, career coaching and other available case management services, Families Forward makes certain that families are ready to succeed in their transition to permanent housing.

CR-30 - Public Housing 91.220(h); 91.320(j)

Actions taken to address the needs of public housing

Newport Beach is within the service area of the Orange County Housing Authority (OCHA) for the purposes of Section 8 and Public Housing. The data presented below is for Newport Beach and the narrative responses address the needs for the entire county, with specific references to the City of Newport Beach.

As of July 2020, OCHA administered 114 Housing Choice Vouchers utilized by Newport Beach residents, including 33 for families, 23 for households with disabled members, and 58 for elderly households.

Actions planned during the next year to address the needs to public housing

During the current five-year planning period, OCHA's goals are:

- Apply for additional housing assistance funding and programs that may become available.
- Explore the use of Project-Based Housing Choice Vouchers or other housing funds to promote the construction or acquisition activities that will result in additional units or developments that will serve special needs populations.
- Ensure consistent quality of assisted housing services by maintaining high performer status in Section Eight Management Assessment Program (SEMAP) scores.
- Promote Family Self-Sufficiency incentives and homeownership opportunities for Housing Choice Voucher participants in partnership with local programs and related service providers.
- Expand assisted housing choices by conducting outreach efforts to increase the number of property owners and their participation in housing assistance programs.
- Identify and utilize technology to enhance operational effectiveness and efficiency in delivery of housing assistance services

Actions taken to encourage public housing residents to become more involved in management and participate in homeownership

OCHA supports resident councils and actively seeks input from PHA residents on the management and implementation of OCHA policies and procedures.

Housing prices in Orange County are so high that homeownership opportunities are limited for OCHA residents. On a limited basis, OCHA has partnered with Habitat for Humanity to provide two affordable homeownership units, but these types of efforts are limited.

OCHA also manages a Housing Choice Voucher Homeownership Program that it markets to all OCHA program tenants.

Actions taken to provide assistance to troubled PHAs

Not applicable. OCHA is designated as a High Performing PHA.

DRAFT

CR-35 - Other Actions 91.220(j)-(k); 91.320(i)-(j)

Actions taken to remove or ameliorate the negative effects of public policies that serve as barriers to affordable housing such as land use controls, tax policies affecting land, zoning ordinances, building codes, fees and charges, growth limitations, and policies affecting the return on residential investment. 91.220 (j); 91.320 (i)

Based on the Consolidated Plan Needs Assessment Survey, the 2013-2021 Housing Element and market analysis, the primary barriers to affordable housing in Newport Beach are housing affordability and the lack of monetary resources necessary to develop and sustain affordable housing.

The City evaluated significant public policies affecting affordable housing development such as land use controls, tax policies affecting land, zoning ordinances, building codes, fees and charges and growth limitations. Based on this evaluation, the City determined that it has taken all appropriate and necessary steps to ameliorate the negative effects of public policies that may have been a barrier to affordable housing.

Moreover, to address housing affordability and the lack of monetary resources for affordable housing, the City will continue to invest Affordable Housing Fund resources to incentivize the development of affordable housing during the five-year period of the Consolidated Plan. In addition, the City will continue to work with the County and refer low- and moderate-income residents for participation in their Housing Rehabilitation Program.

Actions taken to address obstacles to meeting underserved needs. 91.220(k); 91.320(j)

The primary obstacles to meeting the underserved needs of low- and moderate-income people include lack of funding from federal, state, and other local sources, and the high cost of housing that is not affordable to low-income people.

To address these obstacles, the City invested CDBG funds through the 2019-2020 Action Plan in projects that provide assistance to those with special needs, projects that prevent homelessness, and strengthen economic opportunities for low- and moderate-income residents. Additionally, the City allocated 100 percent of its non-administrative CDBG investments for program year 2019-2020 to projects and activities that benefit low- and moderate-income people or people presumed under HUD regulations to be low- and moderate-income. The following are the activities funded this program year:

Fair Housing Foundation – Fair Housing Services

The Fair Housing Foundation provided fair housing and landlord/tenant mediation to ensure universal access to fair housing to low- and moderate-income residents. This agency assisted 81 people.

Age Well Senior Services Home - Delivered Meal Program

Provided home delivered meals to seniors and disabled persons to reduce the possibility of institutionalization. This agency assisted 92 seniors.

Council on Aging of Southern California - Long Term Care Ombudsman

This program provides services as ombudsman of Long-Term Care facilities and act on behalf of those seniors unable to advocate for themselves. The agency receives over 60 percent of complaints during Ombudsman regular unannounced visits. This program addresses the growing problem of abuse and neglect of the elderly in Long-Term Care facilities. In October 2019, Council on Aging informed staff that it was unable to enter into a CDBG agreement with the City of Newport Beach for FY2019-2020. They are unable to cover the administrative costs associated with administering CDBG funds and were in the process of terminating all their agreements with the various cities from which they receive this funding. Council on Aging has received additional contract funds from the State, which will allow them to continue advocating for residents in long-term care at the same or at an increased level.

Families Forward - Housing Programs

This program provided assistance to transit homeless families and at risk to become homeless families from crisis to stability and self-sufficiency. Services include housing, counseling, food, career coaching, life-skills, education, and acquisition of permanent housing. This agency assisted 16 people.

Actions taken to reduce lead-based paint hazards. 91.220(k); 91.320(j)

The City of Newport Beach does not currently implement a Residential Rehabilitation Program with CDBG funds; however, if such a program is implemented in the future, the City will disseminate brochures provided by the U.S. Environmental Protection Agency to all applicants as part of the transmittal of the program application. Any unit receiving assistance through the program that was built prior to January 1, 1978 will be tested for lead-based paint. If lead-based paint is present, appropriate abatement procedures are implemented as part of the rehabilitation contract consistent with the requirements of 24 CFR Part 35.

Actions taken to reduce the number of poverty-level families. 91.220(k); 91.320(j)

The implementation of CDBG activities meeting the goals established in the 2015-2019 Consolidated Plan-Strategic Plan and this Annual Action Plan helped to reduce the number of poverty-level families by:

- Supporting activities that expand the supply of housing that is affordable to low- and moderate-income households, including investment of the City's Housing Trust Fund resources and using the State Density Bonus law to incentivize the development of additional affordable housing units;

- Supporting a continuum of housing and public service programs to prevent and eliminate homelessness;
- Supporting housing preservation programs that ensure low income households have a safe, decent and appropriate place to live;
- Supporting public services through various nonprofits funded by CDBG that serve the community's youth, seniors, families and those with special needs; and
- Promoting economic opportunity for all residents working for employers doing business with the City of Newport Beach through the Commercial Façade Improvement Program.

In addition to these local efforts, mainstream state and federal resources also contribute to reducing the number of individuals and families in poverty. Federal programs such as the Earned Income Tax Credit and Head Start provide a pathway out of poverty for families who are ready to pursue employment and educational opportunities. Additionally, in California, the primary programs that assist families in poverty are CalWORKs, CalFresh (formerly food stamps) and Medi-Cal. These programs provide individuals and families with employment assistance, subsidy for food, medical care, childcare and cash payments to meet basic needs such as housing, nutrition, and transportation. Other services are available to assist persons suffering from substance abuse, domestic violence, and mental illness.

Actions taken to develop institutional structure. 91.220(k); 91.320(j)

The institutional delivery system in Newport Beach is high-functioning and collaborative — particularly the relationship between local government and the nonprofit sector comprised of a network of capable community-based organizations that are delivering a full range of services to residents. Affordable housing development and preservation activities will be carried out by the Planning Division of the Community Development Department in partnership with other agencies. Public service activities will be carried out by nonprofit organizations to achieve the Strategic Plan goals. The Planning Division and the Public Works Department will work together with contractors to implement public facility improvement projects in subsequent program years implementing the 2015-2019 Consolidated Plan Strategic Plan.

One of the keyways the City is developing and expanding institutional structure to meet underserved needs is by funding a wide variety of services targeted to seniors, and individuals or families at risk of homelessness with CDBG public service grants.

Actions taken to enhance coordination between public and private housing and social service agencies. 91.220(k); 91.320(j)

To enhance coordination between public and private housing and social service agencies, the City invested CDBG funds and will continue consulting with and inviting the participation of a wide variety of agencies and organizations involved in the delivery of housing and supportive services to low- and moderate-income residents in Newport Beach.

In the implementation of the 2019-2020 Action Plan, the City invested CDBG resources to public service agencies to assist low- and moderate- income residents in Newport Beach such as Fair Housing Foundation, Families Forward, and Age Well Senior Services.

Identify actions taken to overcome the effects of any impediments identified in the jurisdictions analysis of impediments to fair housing choice. 91.520(a)

In Orange County, 16 entitlement cities prepared a regional Analysis of Impediments to Fair Housing Choice to affirmatively further fair housing choice for all their residents. The City of Newport Beach is one of the 16 Entitlement Cities included in the Orange County Regional AI. This analysis of impediments was built upon the previous analysis, summarized conclusions, and presented a list of recommendations to help address the impediments. The summary below focuses on issues pertaining to the region in general and then Newport Beach in particular.

A. REGIONAL PRIVATE SECTOR IMPEDIMENTS

Impediment A-1: Housing Discrimination

Housing discrimination continues to exist throughout Orange County, as evidenced by the number of complaints and fair housing cases opened by the Fair Housing Foundation and Fair Housing Council of Orange County. An average of 85 cases were opened in the participating cities over the past three years, with the leading bias based on disability (physical and mental), followed by familial status, national origin, and race.

Regional Actions:

- In partnership with each city's fair housing provider, conduct multi-faceted fair housing outreach to tenants, landlords, property owners, realtors, and property management companies. Methods of outreach should include workshops, informational booths at community events, presentations to civic leaders and community groups, staff trainings, and distribution of multi-lingual fair housing literature.
- Conduct focused outreach and education to small property owners/landlords on fair housing, and race, reasonable accommodation, and familial status issues in particular. Conduct property manager trainings on a regular basis, targeting managers of smaller properties, and promote fair housing certificate training offered through the fairhousing providers.
- Provide general counseling and referrals to address tenant-landlord issues through each city's fair housing contractor and provide periodic tenant-landlord walk-in clinics at City Halls and other community locations.
- Include testing/audits within the scope of work for each city's fair housing provider. Support enforcement activity and publicize outcomes of fair housing litigation as a means

to deter discriminatory practices and to encourage reporting.

Impediment A-2: Racial and Ethnic Segregation

Residential segregation refers to the degree in which groups live separately from one another. Within the County there are areas of racial/ethnic concentrations, such as in Santa Ana where over three-quarters of the population is Hispanic, and ten percent is Asian. Approximately ten percent of households in the County are considered to be limited English-speaking households.

Regional Actions:

- Coordinate with fair housing providers to focus fair housing services, education/outreach, and/or additional testing in identified areas of racial/ethnic concentrations.
- Offer a variety of housing opportunities to enhance mobility among residents of all races and ethnicities. Facilitate the provision of affordable housing throughout the community through: 1) available financial assistance; 2) flexible development standards; 3) density bonuses; and 4) other zoning tools.
- Promote equal access to information on the availability of affordable housing by providing information in multiple languages, and through methods that have proven successful in outreaching to the community, particularly those hard-to-reach groups.
- Affirmatively market first-time homebuyer and/or housing rehabilitation programs to low- and moderate-income areas, and areas of racial/ethnic concentration.
- Work collaboratively with local housing authorities to ensure affirmative fair marketing plans and de-concentration policies are implemented.

Impediment A-3: Denial of Reasonable Modifications/Reasonable Accommodations

Denial of reasonable modification or reasonable accommodation is a continuing impediment to fair housing choice and represents over one-half of alleged discriminatory acts in the 16 participating jurisdictions. The City has not denied any legitimate requests for reasonable accommodation.

Regional Actions:

- Through each city's fair housing contractor, continue to provide fair housing education and information to apartment managers and homeowner associations on why denial of reasonable modifications/accommodations is unlawful.
- Provide information on the unlawful practice of denying reasonable modifications/accommodations at fair housing seminars conducted by the Apartment

Impediment A-4: Discriminatory Advertising

Regionally, there were incidents of discriminatory advertising that have the potential to discourage a certain type of renter or buyer from pursuing a housing opportunity. Ads indicating a preference for a certain type of tenant or buyer, such as “no pets”, “no children”, or “Ideal for single adult” have the effect of housing discrimination.

Regional Actions:

- Through each city's fair housing contractor, periodically monitor local newspapers and online media outlets to identify potentially discriminatory housing advertisements. When identified, make contact with the individual or firm and provide fair housing education.
- Take steps to encourage both the Los Angeles Times and Orange County Register to publish a Fair Housing Notice and a "no pets" disclaimer that indicates rental housing owners must provide reasonable accommodations, including "service animals" and "companion animals" for disabled persons.

Impediment A-5: Hate Crimes

Hate crimes committed at a residence are an impediment to fair housing choice because they impact the lives of an average of 35 households per year in the 16 participating Orange County cities. Of the total 169 hate crime incidents reported between 2010 and 2014, 57 incidents were related to race, 38 to religion, 37 to sexual orientation, 33 to ethnicity, 2 to disability and 2 to gender identity. Nearly 60 percent of these incidents occurred within the following four jurisdictions: Huntington Beach (36 incidents), Santa Ana (31 incidents), Newport Beach (18 incidents), and Garden Grove (15 incidents).

Regional Actions:

- Continue to monitor FBI data to determine if any hate crimes are housing related and if there are actions that may be taken by the City or its fair housing service provider to address potential discrimination linked to the bias motivations of hate crimes.
- Continue to coordinate with various City and County housing, building and safety, health and sanitation, law enforcement and legal aid offices to maintain a comprehensive referral list of support services for victims of hate crimes or other violent crimes – inclusive of housing resources.

Impediment A-6: Unfair Lending

Disparities in the home purchase loan denial rates experienced by Hispanic and Black/African American applicants within the 16 Orange County cities creates an impediment to fair housing choice as they have loans denied at rates 1.5 to 1.6 times greater than White applicants. In

addition, Hispanic residents, which comprise 34 percent of Orange County's population, account for just 10 percent of applications for home purchase loans. Examples of the disparity between Hispanic residents and Hispanic applicants for home purchase loans include: Anaheim has a 53 percent Hispanic population, with 20 percent of purchase loan applicants comprised of Hispanics; La Habra has a 60 percent Hispanic population, with 23 percent Hispanic mortgage loan applicants; and Santa Ana has a 79 percent Hispanic population, with just 30 percent of home purchase loan applications made by Hispanics. In addition, the proportion of Hispanics to the total pool of mortgage loan applicants in the 16 Orange County cities has decreased in each of the past five years, from 16 percent in 2008 to 10 percent in 2013.

Regional Actions:

- As resources permit, monitor HMDA data annually using the 2013 HMDA analysis as a benchmark.
- As resources permit, monitor the top 10 lenders in Orange County to compare and contrast loan denial rates and percentage of loans completed to minority populations.
- Both of the Orange County fair housing service contractors should assist in identifying potential issues regarding redlining, predatory lending and other illegal lending activities. In addition, each city should review their agreements annually to make sure that increased and comprehensive services are being provided, and that education and outreach efforts are expanded and affirmatively marketed in low and moderate income and racial concentrated areas.
- Each city should explore ways to collaborate with local lenders and support lenders' efforts to work with community groups to help minority households purchase their homes. Collaborative efforts should ensure that minority groups have access and knowledge of City programs, supportive services, and provide for networking opportunities with these groups.
- Coordinate with local lenders to expand outreach efforts to first time homebuyers in minority neighborhoods.
- Affirmatively market first-time homebuyer and/or housing rehabilitation programs in neighborhoods with high denial rates, high minority population concentrations and limited English-speaking proficiency to help increase loan approval rates.

B. PUBLIC SECTOR IMPEDIMENTS FOR NEWPORT BEACH

Impediment B-2: Housing for Persons with Disabilities

Disability is the greatest cited basis for discrimination, comprising over half of the fair housing cases opened by the Orange County Fair Housing Council and Fair Housing Foundation in the 16

cities over the past three years. Newport Beach has adopted formal policies and procedures in the Municipal Code to reasonably accommodate the housing needs of disabled residents. However, such requests require a public hearing in Newport Beach. Imposing a public hearing may be viewed as an impediment to persons with disabilities seeking reasonable accommodation.

Actions for Newport Beach:

- The City of Newport Beach should consider amending its Reasonable Accommodation procedures to eliminate the requirement for a public hearing, and to approve administratively.
 - Since the publication of the AI, the City considered eliminating the public hearing process and determined the process provides benefit to the community by providing disclosure and a public forum allowing input. The process also ensures that it not subject to abuse by less than honorable requests. These benefits outweigh the perceived impediments of the process. In-lieu of the recommend change, the City continues to conduct the process at no charge and provides expedited/priority processing to minimize delay.

Impediment B-3: Zoning Regulations

The analysis of the land use controls and zoning codes identified the following potential issues:

- **Second Units:** Prior to August 8, 2017, the City of Newport Beach did not provide for second units in its Zoning Code for single-family zoned properties, but allowed "granny units" (accessory, age-restricted units) subject to Zoning Administrator approval of a Minor Use Permit. The City's age restrictions, combined with the requirement for non-ministerial approval, may serve to impede housing choice.

Actions for Newport Beach:

- The City of Newport Beach should consider pursuing a Zoning Code amendment to eliminate the current age restriction on second units and establish a ministerial review process.
 - In response to this potential impediment and recent State legislation effective January 1, 2017 (Senate Bill 1069 and Assembly Bill 2299, Statutes 2016), the City began the process of amending its zoning regulations to permit the development of Accessory Dwelling Units (ADUs) in single-family residential zoning districts. An ordinance allowing ADUs without discretionary review subject to minimal development standards consistent with applicable State law was adopted on August 8, 2017. ADUs are now allowed at all single-family residential zoned lots that are 5,000 square feet in area or larger without any age limitation.

Impediment B-4: Density Bonus Incentives

All 16 jurisdictions have adopted local density bonus ordinances which implement state density

bonus law, providing density and other development incentives and concessions for the provision of affordable housing. However, with the recent addition of anti-displacement provisions under AB 2222, and modified parking standards for transit-accessible projects under AB 744, jurisdictions should update their density bonus ordinances to reflect these new State requirements.

Actions for Newport Beach:

- Amend the Zoning Code to reflect current State density bonus law.
 - The City has not updated its zoning provisions to date and intends to do so when it considers its next “clean up” amendment process. Until such time as the Zoning Code is updated, the City will process applications consistent with more recent legislation ensuring compliance with new State requirements.

CR-40 - Monitoring 91.220 and 91.230

Describe the standards and procedures used to monitor activities carried out in furtherance of the plan and used to ensure long-term compliance with requirements of the programs involved, including minority business outreach and the comprehensive planning requirements

To ensure that CDBG funds are used efficiently and in compliance with applicable regulations, the City provides technical assistance to all subrecipients at the beginning of each program year and monitors subrecipients throughout the program year.

Technical Assistance

To enhance compliance with federal program regulations, the City made technical assistance available to prospective applicants for CDBG Notice of Funding Availability (NOFA) upon request to review the Strategic Plan goals, program requirements and available resources with potential applicants. After the approval of the Annual Action Plan, a mandatory subrecipient workshop was held at City Hall to review program regulations in detail, to provide useful forms and resources for documenting compliance and to review the City's compliance procedures and requirements. Additionally, individualized technical assistance was provided on an as-needed basis throughout a program year.

Activity Monitoring

All activities are monitored, beginning with a detailed review upon receipt of an application to determine eligibility, conformance with a National Objective and conformance with a Plan goal. This review also examines the proposed use of funds, eligibility of the service area, eligibility of the intended beneficiaries and likelihood of compliance with other federal requirements such as the National Environmental Policy Act, the System for Award Management (SAM) debarment list, prevailing wage, Minority and Women Business Enterprise, Section 3 and federal acquisition and relocation regulations, as applicable.

Subrecipients are required to submit an audit and other documentation to establish their capacity, and any findings noted in the audit are reviewed with the applicant. Eligible applications are then considered for funding. Once funded, desk monitoring includes ongoing review of required quarterly performance reports.

For CDBG public service activities, an on-site monitoring is conducted at least once every two years, or more frequently as needed to ensure compliance. These reviews include both a fiscal and programmatic review of the subrecipient's activities. The reviews determine if the subrecipient is complying with the program regulations and City contract. Areas routinely reviewed include overall administration, financial systems, appropriateness of program expenditures, program delivery, client eligibility determination and documentation, reporting systems, and achievement toward achieving contractual goals. Following the monitoring visit, a written report is provided delineating the results of the review and any findings of non-compliance and the required corrective action. Subrecipients normally have 30 days to provide the City with corrective actions taken to address any noted findings. Individualized technical assistance is provided, as noted above as soon as compliance concerns are identified. For CDBG

capital projects, monitoring also includes compliance with regulatory agreement requirements.

Each of the five subrecipients received on-site monitoring visits this program year. All agencies were determined to be in compliance with the CDBG requirements. Technical Assistance was provided at the beginning of the program year in a congregate workshop setting as well as 1:1 technical assistance as needed during the program year, including during the on-site monitoring visits. Desk monitoring conducted of all subrecipients throughout the program year did not reveal any instances of noncompliance.

Citizen Participation Plan 91.105(d); 91.115(d)

Describe the efforts to provide citizens with reasonable notice and an opportunity to comment on performance reports.

In accordance with the City's adopted Citizen Participation Plan, a public notice was published in the Daily Pilot on September 5, 2020 notifying the public of the availability of the Consolidated Annual Performance and Evaluation Report for a 15-day public review and comment period beginning September 5, 2020 and ending September 22, 2020. A copy of the public notices is included in Appendix A.

The draft CAPER was available on the City website and at the following locations:

Community Development Department

100 Civic Center Drive
Newport Beach, CA, 92660
(949) 644-3200

Central Library

1000 Avocado Ave
Newport Beach, CA 92660
(949) 717-3800

City Website

<http://www.newportbeachca.gov/CDBGreports>

A public hearing will be conducted before the City Council on Tuesday, September 22, 2020 to solicit comments from residents and interested parties. A summary of any written or oral comments received during the public hearing will be included in Appendix B of the final CAPER document.

CR-45 - CDBG 91.520(c)

Specify the nature of, and reasons for, any changes in the jurisdiction's program objectives and indications of how the jurisdiction would change its programs as a result of its experiences.

CDBG funds are making a significant impact on strategies to address the high priority needs identified in the 2015-2019 Consolidated Plan Strategic Plan. As shown in Figure 1 in section CR-05 of this document, CDBG funds contributed to all six Strategic Plan goals as indicated below:

Fair Housing Services – Fair Housing Foundation - \$12,000

The Fair Housing Services project provided fair housing assistance to 81 people. The estimated outcome was 125 moderate-income people. The agency utilized the full amount of its grant.

Public Services:

Age Well Senior Services: Home Delivered Meals Program - \$25,000

This Public Service project provided assistance to 92 people. The annual goal was 92 presumed low-income elderly people. The agency utilized the full amount of the grant.

Council on Aging of Southern California: Long Term Care Ombudsman - \$7,500.

In October 2019, Council on Aging informed staff that it was unable to enter into a CDBG agreement with the City of Newport Beach for FY2019-2020. They are unable to cover the administrative costs associated with administering CDBG funds and were in the process of terminating all their agreements with the various cities from which they receive this funding. Council on Aging has received additional contract funds from the State, which will allow them to continue advocating for residents in long-term care at the same or at an increased level. These funds were carried forward to next program year.

Court Appointed Special Advocate - \$7,615.

Court Appointed Special Advocate (CASA) serves the most at-risk foster youth through the strategic use of trained and supervised volunteers. Volunteers provide general mentoring while focusing on four (4) main areas: education, financial management, employment, and housing. The grant funds would be used to support a Case Supervisor, which is the most direct connection to the foster youth and allowed CASA to serve a total of 3 unduplicated low-income individuals.

Homelessness Prevention:

Families Forward: Housing Program - \$15,000

This Homelessness Prevention project provided supportive services to 16 people. The estimated outcome was 12 presumed extremely-low income homeless people. The agency utilized the full amount of the grant.

Section 108 Loan Debt Service - \$185,890

The City completed its obligations with Section 108 Loan Repayment as planned in the Action Plan.

The City has met or exceeded the majority of the annual goals for the aforementioned objectives. Although, there were technically no reportable accomplishments for Public Facilities and Infrastructure during this program year, the City allocated these funds to the new Economic Development program.

Does this Jurisdiction have any open Brownfields Economic Development Initiative (BEDI) grants?

The City does not receive Brownfields Economic Development Initiative grants.

[BEDI grantees] Describe accomplishments and program outcomes during the last year.

N/A

DRAFT



DRAFT

APPENDICES



DRAFT

APPENDIX "A"

PUBLIC NOTICE



NOTICE OF PUBLIC HEARING AND 15-DAY PUBLIC REVIEW FOR THE CITY OF NEWPORT BEACH

NOTICE IS HEREBY GIVEN that on **Tuesday, September 22, 2020**, at **5p.m.**, a public hearing will be conducted in the City Council Chambers at 100 Civic Center Drive, Newport Beach. The City Council of the City of Newport Beach will receive public comments and consider this matter.

Due to the rapidly evolving public health response to the Novel Coronavirus (COVID-19), members of the public are advised that the City Council meeting and public hearing may be convened telephonically or in an alternate format as deemed necessary by the City. Those individuals planning to participate in the public hearing are encouraged to check the City website at <https://www.newportbeachca.gov/home> for additional information concerning in-person participation on the day of the public hearing for any updates.

Draft Consolidated Annual Performance and Evaluation Report (CAPER) 2019-2020 – The City prepared the draft CAPER for the Fiscal Year, beginning July 1, 2019, and ending June 30, 2020, as required by the U.S. Department of Housing and Urban Development. The draft CAPER provides a detailed account of how the City utilized its Community Development Block Grant (CDBG) funds in Fiscal Year 2019-20 to pursue the strategies, goals, and objectives proposed in the 2019-2020 Action Plan to address the housing and community development needs identified in the 2015-2019 Consolidated Plan. The purpose of the Public Hearing for the CAPER is to allow the public the opportunity to comment on the draft CAPER.

NOTICE IS HEREBY FURTHER GIVEN that the review and approval of the draft CAPER is not subject to the California Environmental Quality Act ("CEQA") pursuant to Sections 15060(c)(2) (the activity will not result in a direct or reasonably foreseeable indirect physical change in the environment) and 15060(c)(3) (the activity is not a project as defined in Section 15378) of the CEQA Guidelines, California Code of Regulations, Title 14, Chapter 3, because it has no potential for resulting in physical change to the environment, directly or indirectly.

NOTICE IS HEREBY FURTHER GIVEN that the publication of this notice commences a minimum 15-day public review period. Copies of the draft CAPER will be available during the public review and comment period from **September 5, 2020** through **September 22, 2020**. The public is invited to submit written comments on the draft document to the Community Development Department no later than 4p.m. on September 22, 2020. Copies of the 2019-2020 draft CAPER will be available for public review on the City's website at www.newportbeachca.gov/CDBGreports. If and when the State of California's emergency shelter-in-place order is lifted, the draft documents will also be available for review at the following locations during normal business hours:

City Clerk's Office 100 Civic Center Drive Newport Beach, CA, 92660 949-644-3005	Community Development Department 100 Civic Center Drive Newport Beach, CA, 92660 949-644-3200	Central Library 1000 Avocado Ave Newport Beach, CA 92660 949-717-3800
---	--	--

ACCESSIBILITY TO MEETINGS AND DOCUMENTS

It is the objective of the City to comply with Section 504 of the Rehabilitation Act of 1973, as amended, the Americans with Disabilities Act (ADA) of 1990 and the ADA Amendment Act of 2008, the Fair Housing Act, and the Architectural Barriers Act in all respects. If you require public documents in an accessible format, the City will make reasonable efforts to accommodate your request. If you require a disability-related accommodation to attend or participate in a hearing or meeting, including auxiliary aids or services, please contact the City Clerk's Office at least 72 hours prior to the meeting at 949-644-3005, to inform us of your needs and to determine if accommodation is feasible.

The City does not and shall not discriminate on the basis of race, color, religion (creed), gender, gender expression, age, national origin (ancestry), disability, marital status, sexual orientation, military status, or other protected class status in any of its activities or operations.

All interested parties may appear and present testimony at the public hearing in regard to this matter. If you challenge this matter in court, you may be limited to raising only those issues you raised at the public hearing or in written correspondence delivered to the City, at, or prior to, the public hearing. The matter may be continued to a specific future meeting date, and if such an action occurs additional public notice of the continuance will not be provided. The immediate Friday prior to the public hearing the agenda, staff report, and documents may be reviewed on the City of Newport Beach website at www.newportbeachca.gov.

Individuals not able to attend the meeting may contact the Community Development Department or access the City's website after the meeting to review the action on this matter.

Questions concerning the draft CAPER or the hearing and written comments may be addressed to Priscila Davila, CDBG Consultant, at 100 Civic Center Drive, Newport Beach, CA 92660, or via telephone at 562-673-3388. You may also contact Lauren Wooding Whitlinger, Real Property Administrator, at 100 Civic Center Drive, Newport Beach, CA 92660, or by telephone at 949-644-3236, with any questions concerning this notice.

Leilani I. Brown, MMC
City Clerk
City of Newport Beach

Publish: September 5, 2020



DRAFT

APPENDIX "B"

SUMMARY OF CITIZEN PARTICIPATION COMMENTS

SUMMARY OF CITIZEN PARTICIPATION COMMENTS

In compliance with the City's approved Citizen Participation Plan and implementing regulation 24 CFR 91.105, a public notice was published on (see attached proof of publication) to solicit public comments from interested citizens regarding the draft 2019-2020 CAPER. The draft CAPER was made available to the public for a period of 15 days in order to provide an opportunity for the public to review the document.

The public hearing to solicit public input and comment on the CAPER and the City's performance during PY 2019-2020 was held at the Newport Beach City Council Chambers at 100 Civic Center Drive, Newport Beach, California, on September 22, 2020.

The following is a summary of Citizen Participation comments:

- Insert public comments received.



APPENDIX "C"

DRAFT

IDIS REPORTS

- PR01 - HUD Grants and Program Income Report
- PR03 - CDBG Activity Summary Report for PY 2019-2020
- PR06 - Summary of Consolidated Plan Projects for PY 2019-2020
- PR23 - Summary of Accomplishments for PY 2019-2020
- PR26 - CDBG Financial Summary for PY 2019-2020

U.S. DEPARTMENT OF HOUSING AND URBAN DEVELOPMENT
OFFICE OF COMMUNITY PLANNING AND DEVELOPMENT
PR01 - HUD Grants and Program Income

IDIS

Program	Fund Type	Grantee Name	Grantee State Code	Grant Number	Authorized Amount	Suballocated Amount	Amount Committed to Activities	Net Drawn Amount	FY YTD Net Draw Amount	Available to Commit	Available to Draw	Recapture Amount
CDBG	EN	NEWPORT BEACH CA	CA	B88MC060546	\$423,000.00	\$0.00	\$423,000.00	\$423,000.00	\$0.00	\$0.00	\$0.00	\$0.00
				B90MC060546	\$406,000.00	\$0.00	\$406,000.00	\$406,000.00	\$0.00	\$0.00	\$0.00	\$0.00
				B91MC060546	\$453,000.00	\$0.00	\$453,000.00	\$453,000.00	\$0.00	\$0.00	\$0.00	\$0.00
				B92MC060546	\$469,000.00	\$0.00	\$469,000.00	\$469,000.00	\$0.00	\$0.00	\$0.00	\$0.00
				B93MC060546	\$472,000.00	\$0.00	\$472,000.00	\$472,000.00	\$0.00	\$0.00	\$0.00	\$0.00
				B94MC060546	\$513,000.00	\$0.00	\$513,000.00	\$513,000.00	\$0.00	\$0.00	\$0.00	\$0.00
				B95MC060546	\$534,000.00	\$0.00	\$534,000.00	\$534,000.00	\$0.00	\$0.00	\$0.00	\$0.00
				B96MC060546	\$520,000.00	\$0.00	\$520,000.00	\$520,000.00	\$0.00	\$0.00	\$0.00	\$0.00
				B97MC060546	\$515,000.00	\$0.00	\$515,000.00	\$515,000.00	\$0.00	\$0.00	\$0.00	\$0.00
				B98MC060546	\$492,000.00	\$0.00	\$492,000.00	\$492,000.00	\$0.00	\$0.00	\$0.00	\$0.00
				B99MC060546	\$495,000.00	\$0.00	\$495,000.00	\$495,000.00	\$0.00	\$0.00	\$0.00	\$0.00
				B00MC060546	\$498,000.00	\$0.00	\$498,000.00	\$498,000.00	\$0.00	\$0.00	\$0.00	\$0.00
				B01MC060546	\$518,000.00	\$0.00	\$518,000.00	\$518,000.00	\$0.00	\$0.00	\$0.00	\$0.00
				B02MC060546	\$490,000.00	\$0.00	\$490,000.00	\$490,000.00	\$0.00	\$0.00	\$0.00	\$0.00
				B03MC060546	\$426,000.00	\$0.00	\$426,000.00	\$426,000.00	\$0.00	\$0.00	\$0.00	\$0.00
				B04MC060546	\$437,000.00	\$0.00	\$437,000.00	\$437,000.00	\$0.00	\$0.00	\$0.00	\$0.00
				B05MC060546	\$412,233.00	\$0.00	\$412,233.00	\$412,233.00	\$0.00	\$0.00	\$0.00	\$0.00
				B06MC060546	\$373,292.00	\$0.00	\$373,292.00	\$373,292.00	\$0.00	\$0.00	\$0.00	\$0.00
				B07MC060546	\$370,332.00	\$0.00	\$370,332.00	\$370,332.00	\$0.00	\$0.00	\$0.00	\$0.00
				B08MC060546	\$355,659.00	\$0.00	\$355,659.00	\$355,659.00	\$0.00	\$0.00	\$0.00	\$0.00
				B09MC060546	\$357,354.00	\$0.00	\$357,354.00	\$357,354.00	\$0.00	\$0.00	\$0.00	\$0.00
SL	EN	NEWPORT BEACH CA	CA	B10MC060546	\$385,189.00	\$0.00	\$385,189.00	\$385,189.00	\$0.00	\$0.00	\$0.00	\$0.00
				B11MC060546	\$323,777.00	\$0.00	\$323,777.00	\$323,777.00	\$0.00	\$0.00	\$0.00	\$0.00
				B12MC060546	\$350,669.00	\$0.00	\$350,669.00	\$350,669.00	\$0.00	\$0.00	\$0.00	\$0.00
				B13MC060546	\$367,271.00	\$0.00	\$367,271.00	\$367,271.00	\$0.00	\$0.00	\$0.00	\$0.00
				B14MC060546	\$366,830.00	\$0.00	\$366,830.00	\$366,830.00	\$0.00	\$0.00	\$0.00	\$0.00
				B15MC060546	\$361,557.00	\$0.00	\$361,557.00	\$361,557.00	\$0.00	\$0.00	\$0.00	\$0.00
				B16MC060546	\$359,743.00	\$0.00	\$359,743.00	\$359,743.00	\$0.00	\$0.00	\$0.00	\$0.00
				B17MC060546	\$319,676.00	\$0.00	\$319,676.00	\$319,676.00	\$0.00	\$0.00	\$0.00	\$0.00
				B18MC060546	\$358,444.00	\$0.00	\$358,444.00	\$358,444.00	\$0.00	\$0.00	\$0.00	\$0.00
				B19MC060546	\$367,434.00	\$0.00	\$367,434.00	\$367,434.00	\$0.00	\$0.00	\$0.00	\$0.00
				NEWPORT BEACH Subtotal:	\$13,090,460.00	\$0.00	\$12,869,360.07	\$12,869,360.07	\$287,403.06	\$221,099.93	\$221,099.93	\$0.00
				EN Subtotal:	\$13,090,460.00	\$0.00	\$12,869,360.07	\$12,869,360.07	\$287,403.06	\$221,099.93	\$221,099.93	\$0.00
				NEWPORT BEACH Subtotal:	\$2,400,000.00	\$0.00	\$2,400,000.00	\$2,400,000.00	\$0.00	\$0.00	\$0.00	\$0.00
PI	EN	NEWPORT BEACH CA	CA	B00MC060546-OLD	\$0.00	\$0.00	\$0.00	\$0.00	\$0.00	\$0.00	\$0.00	\$0.00
				NEWPORT BEACH Subtotal:	\$2,400,000.00	\$0.00	\$2,400,000.00	\$2,400,000.00	\$0.00	\$0.00	\$0.00	\$0.00
				B16MC060546	\$511,559.79	\$0.00	\$511,559.79	\$511,559.79	\$0.00	\$0.00	\$0.00	\$0.00
				B17MC060546	\$3,155.49	\$0.00	\$3,155.49	\$3,155.49	\$0.00	\$0.00	\$0.00	\$0.00
				B18MC060546	\$280.44	\$0.00	\$280.44	\$280.44	\$0.00	\$0.00	\$0.00	\$0.00
				NEWPORT BEACH Subtotal:	\$514,995.72	\$0.00	\$514,995.72	\$514,995.72	\$0.00	\$0.00	\$0.00	\$0.00
				PI Subtotal:	\$514,995.72	\$0.00	\$514,995.72	\$514,995.72	\$0.00	\$0.00	\$0.00	\$0.00
				B98MC060546	\$7,500.00	\$0.00	\$7,500.00	\$7,500.00	\$0.00	\$0.00	\$0.00	\$0.00
				B97MC060546	\$394,296.12	\$0.00	\$394,296.12	\$394,296.12	\$0.00	\$0.00	\$0.00	\$0.00
				B99MC060546	\$16,239.92	\$0.00	\$16,239.92	\$16,239.92	\$0.00	\$0.00	\$0.00	\$0.00
				NEWPORT BEACH Subtotal:	\$420,038.04	\$0.00	\$420,038.04	\$420,038.04	\$0.00	\$0.00	\$0.00	\$0.00
				LA Subtotal:	\$420,038.04	\$0.00	\$420,038.04	\$420,038.04	\$0.00	\$0.00	\$0.00	\$0.00
				B09MY060546	\$96,603.00	\$0.00	\$96,603.00	\$96,603.00	\$0.00	\$0.00	\$0.00	\$0.00
				NEWPORT BEACH Subtotal:	\$96,603.00	\$0.00	\$96,603.00	\$96,603.00	\$0.00	\$0.00	\$0.00	\$0.00
				EN Subtotal:	\$96,603.00	\$0.00	\$96,603.00	\$96,603.00	\$0.00	\$0.00	\$0.00	\$0.00
				GRANTEI	\$16,522,096.76	\$0.00	\$13,900,996.83	\$13,900,996.83	\$287,403.06	\$2,621,099.93	\$2,621,099.93	\$0.00



U.S. Department of Housing and Urban Development
Office of Community Planning and Development
Integrated Disbursement and Information System
CDBG Activity Summary Report (GPR) for Program Year 2019
NEWPORT BEACH

Date: 01-Sep-2020

Time: 16:43

Page: 1

PGM Year: 1994
Project: 0002 - CONVERTED CDBG ACTIVITIES
IDIS Activity: 2 - CDBG COMMITTED FUNDS ADJUSTMENT

Status: Open 6/30/2001 12:00:00 AM

Location: ,

Objective:

Outcome:

Matrix Code: Other Public Improvements Not Listed
in 03A-03S (03Z)

National Objective:

Initial Funding Date: 01/01/0001

Description:

FUNDS DRAWN DOWN THROUGH LOCCS.

Financing


	Fund Type	Grant Year	Grant	Funded Amount	Drawn In Program Year	Drawn Thru Program Year
CDBG	EN	Pre-2015		\$3,159,877.80	\$0.00	\$0.00
		1989	B89MC060546		\$0.00	\$423,000.00
		1990	B90MC060546		\$0.00	\$406,000.00
		1991	B91MC060546		\$0.00	\$453,000.00
		1992	B92MC060546		\$0.00	\$469,000.00
		1993	B93MC060546		\$0.00	\$472,000.00
		1994	B94MC060546		\$0.00	\$513,000.00
		1995	B95MC060546		\$0.00	\$423,877.80
Total	Total			\$3,159,877.80	\$0.00	\$3,159,877.80

Proposed Accomplishments

Actual Accomplishments

Number assisted:

	Owner		Renter		Total		Person	
	Total	Hispanic	Total	Hispanic	Total	Hispanic	Total	Hispanic
White:					0	0		
Black/African American:					0	0		
Asian:					0	0		
American Indian/Alaskan Native:					0	0		
Native Hawaiian/Other Pacific Islander:					0	0		
American Indian/Alaskan Native & White:					0	0		
Asian White:					0	0		
Black/African American & White:					0	0		
American Indian/Alaskan Native & Black/African American:					0	0		
Other multi-racial:					0	0		



U.S. Department of Housing and Urban Development
Office of Community Planning and Development
Integrated Disbursement and Information System
CDBG Activity Summary Report (GPR) for Program Year 2019
NEWPORT BEACH

Date: 01-Sep-2020
Time: 16:43
Page: 2


Asian/Pacific Islander:	0	0							
Hispanic:	0	0							
Total:	0	0	0	0	0	0	0	0	0

Female-headed Households: 0

<i>Income Category:</i>	Owner	Renter	Total	Person
Extremely Low			0	
Low Mod			0	
Moderate			0	
Non Low Moderate			0	
Total	0	0	0	0
Percent Low/Mod				

Annual Accomplishments

No data returned for this view. This might be because the applied filter excludes all data.



U.S. Department of Housing and Urban Development
Office of Community Planning and Development
Integrated Disbursement and Information System
CDBG Activity Summary Report (GPR) for Program Year 2019
NEWPORT BEACH

Date: 01-Sep-2020
Time: 16:43
Page: 3

PGM Year: 2019
Project: 0001 - CDBG Administration
IDIS Activity: 272 - CDBG Administration

Status: Completed 6/30/2020 12:00:00 AM
Location: ,

Objective:
Outcome:
Matrix Code: General Program Administration (21A) **National Objective:**

Initial Funding Date: 11/13/2019

Description:

Administration services of the CDBG Program.

Financing

	Fund Type	Grant Year	Grant	Funded Amount	Drawn In Program Year	Drawn Thru Program Year
CDBG	EN	2019	B19MC060546	\$48,409.50	\$48,409.50	\$48,409.50
Total	Total			\$48,409.50	\$48,409.50	\$48,409.50

Proposed Accomplishments

Actual Accomplishments

Number assisted:

	Owner		Renter		Total		Person	
	Total	Hispanic	Total	Hispanic	Total	Hispanic	Total	Hispanic
White:					0	0		
Black/African American:					0	0		
Asian:					0	0		
American Indian/Alaskan Native:					0	0		
Native Hawaiian/Other Pacific Islander:					0	0		
American Indian/Alaskan Native & White:					0	0		
Asian White:					0	0		
Black/African American & White:					0	0		
American Indian/Alaskan Native & Black/African American:					0	0		
Other multi-racial:					0	0		
Asian/Pacific Islander:					0	0		
Hispanic:					0	0		
Total:	0	0	0	0	0	0	0	0

Female-headed Households:

0

Income Category:

Owner Renter Total Person



U.S. Department of Housing and Urban Development
Office of Community Planning and Development
Integrated Disbursement and Information System
CDBG Activity Summary Report (GPR) for Program Year 2019
NEWPORT BEACH

Date: 01-Sep-2020

Time: 16:43

Page: 4

Extremely Low			0	
Low Mod			0	
Moderate			0	
Non Low Moderate			0	
Total	0	0	0	0
Percent Low/Mod				

Annual Accomplishments

No data returned for this view. This might be because the applied filter excludes all data.



U.S. Department of Housing and Urban Development
Office of Community Planning and Development
Integrated Disbursement and Information System
CDBG Activity Summary Report (GPR) for Program Year 2019
NEWPORT BEACH

Date: 01-Sep-2020
Time: 16:43
Page: 5

PGM Year: 2019
Project: 0002 - Fair Housing Services
IDIS Activity: 273 - Fair Housing Services

Status: Completed 6/30/2020 12:00:00 AM
Location: ,

Objective:
Outcome:
Matrix Code: Fair Housing Activities (subject to 20% Admin Cap) (21D)
National Objective:

Initial Funding Date: 11/13/2019

Description:
Affirmatively further fair housing choice through the provision of fair housing education, counseling, anti-discrimination and landlord-tenant mediation services.

Financing

	Fund Type	Grant Year	Grant	Funded Amount	Drawn In Program Year	Drawn Thru Program Year
CDBG	EN	2019	B19MC060546	\$12,000.00	\$12,000.00	\$12,000.00
Total	Total			\$12,000.00	\$12,000.00	\$12,000.00

Proposed Accomplishments

Actual Accomplishments

Number assisted:

	Owner		Renter		Total		Person	
	Total	Hispanic	Total	Hispanic	Total	Hispanic	Total	Hispanic
White:					0	0		
Black/African American:					0	0		
Asian:					0	0		
American Indian/Alaskan Native:					0	0		
Native Hawaiian/Other Pacific Islander:					0	0		
American Indian/Alaskan Native & White:					0	0		
Asian White:					0	0		
Black/African American & White:					0	0		
American Indian/Alaskan Native & Black/African American:					0	0		
Other multi-racial:					0	0		
Asian/Pacific Islander:					0	0		
Hispanic:					0	0		
Total:	0	0	0	0	0	0	0	0

Female-headed Households: 0

Income Category:

Owner Renter Total Person



U.S. Department of Housing and Urban Development
Office of Community Planning and Development
Integrated Disbursement and Information System
CDBG Activity Summary Report (GPR) for Program Year 2019
NEWPORT BEACH

Date: 01-Sep-2020

Time: 16:43

Page: 6

Extremely Low			0	
Low Mod			0	
Moderate			0	
Non Low Moderate			0	
Total	0	0	0	0
Percent Low/Mod				

Annual Accomplishments

No data returned for this view. This might be because the applied filter excludes all data.



U.S. Department of Housing and Urban Development
Office of Community Planning and Development
Integrated Disbursement and Information System
CDBG Activity Summary Report (GPR) for Program Year 2019
NEWPORT BEACH

Date: 01-Sep-2020
Time: 16:43
Page: 7

PGM Year: 2019
Project: 0003 - Public Services
IDIS Activity: 274 - Age Well Senior Services:Home Delivered Meals

Status: Completed 6/30/2020 12:00:00 AM
Location: 24461 Ridge Route Dr Ste 220 Suite 220 Laguna Hills, CA 92653-1686
Objective: Create suitable living environments
Outcome: Availability/accessibility
Matrix Code: Senior Services (05A)
National Objective: LMC

Initial Funding Date: 11/13/2019

Description:

Age Well Senior Services will provide home-delivered meals to homebound senior citizens (ages 62 years or older) who are unable to prepare meals from themselves due to age, illness, or disability.
Participants will receive three (3) subsidized daily meals Monday through Friday.
Age Well Senior Services estimates serving 92 unduplicated Newport Beach residents

Financing

	Fund Type	Grant Year	Grant	Funded Amount	Drawn In Program Year	Drawn Thru Program Year
CDBG	EN	2019	B19MC060546	\$25,000.00	\$25,000.00	\$25,000.00
Total	Total			\$25,000.00	\$25,000.00	\$25,000.00


Proposed Accomplishments

People (General) : 92

Actual Accomplishments

Number assisted:

	Owner		Renter		Total		Person	
	Total	Hispanic	Total	Hispanic	Total	Hispanic	Total	Hispanic
White:	0	0	0	0	0	0	88	2
Black/African American:	0	0	0	0	0	0	0	0
Asian:	0	0	0	0	0	0	1	0
American Indian/Alaskan Native:	0	0	0	0	0	0	0	0
Native Hawaiian/Other Pacific Islander:	0	0	0	0	0	0	0	0
American Indian/Alaskan Native & White:	0	0	0	0	0	0	0	0
Asian White:	0	0	0	0	0	0	0	0
Black/African American & White:	0	0	0	0	0	0	0	0
American Indian/Alaskan Native & Black/African American:	0	0	0	0	0	0	0	0
Other multi-racial:	0	0	0	0	0	0	3	0
Asian/Pacific Islander:	0	0	0	0	0	0	0	0
Hispanic:	0	0	0	0	0	0	0	0
Total:	0	0	0	0	0	0	92	2



U.S. Department of Housing and Urban Development
Office of Community Planning and Development
Integrated Disbursement and Information System
CDBG Activity Summary Report (GPR) for Program Year 2019
NEWPORT BEACH

Date: 01-Sep-2020

Time: 16:43

Page: 8

Female-headed Households:

0 0 0

Income Category:

	Owner	Renter	Total	Person
Extremely Low	0	0	0	0
Low Mod	0	0	0	92
Moderate	0	0	0	0
Non Low Moderate	0	0	0	0
Total	0	0	0	92
Percent Low/Mod				100.0%

Annual Accomplishments

Years	Accomplishment Narrative	# Benefitting
2019	1st Qtr. the Agency assisted 65 unduplicated seniors. In addition, a total of 7,596 meals were delivered. 2nd Qtr. the Agency assisted 13 unduplicated seniors totaling 78 new seniors for this fiscal year. A total of 7,302 meals were delivered. 3rd Qtr. the Agency assisted 9 unduplicated seniors totaling 87 new seniors for this fiscal year. A total of 5,625 meals were delivered. 4th Qtr. the Agency assisted 5 unduplicated seniors totaling 92 new seniors for this fiscal year. A total of 5,517 meals were delivered. Fiscal Year Accomplishments: 92 unduplicated seniors were assisted. A total of 26,040 meals were delivered.	



U.S. Department of Housing and Urban Development
Office of Community Planning and Development
Integrated Disbursement and Information System
CDBG Activity Summary Report (GPR) for Program Year 2019
NEWPORT BEACH

Date: 01-Sep-2020
Time: 16:43
Page: 9

PGM Year: 2019
Project: 0003 - Public Services
IDIS Activity: 275 - Council on Aging-Southern California

Status: Canceled 8/21/2020 11:36:13 AM
Location: 2 Executive Cir Ste 175 Irvine, CA 92614-6773

Objective: Create suitable living environments
Outcome: Availability/accessibility
Matrix Code: Senior Services (05A)

National Objective: LMC

Initial Funding Date: 11/13/2019

Description:

Council on Aging declined the CDBG grant after award, citing the receipt of other funding sources for the planned activity. Council on Aging would have provided services as ombudsman of Long-Term Care facilities and act on behalf of those seniors unable to advocate for themselves. The agency receives over 60% of complaints during Ombudsman regular unannounced visits. This program addresses the growing problem of abuse and neglect of the elderly in Long-Term Care facilities. This program will use the funds to pay for a portion of the cost of a Certified Ombudsman to work in the City of Newport Beach. The Ombudsman presence and work accomplished will increase the number of clients served, facilities visited and complaints received (recorded, resolved and/or referred). Council on Aging estimates serving 40 unduplicated Newport Beach seniors.

Financing

No data returned for this view. This might be because the applied filter excludes all data.

Proposed Accomplishments

People (General) : 40

Actual Accomplishments

Number assisted:

	Owner		Renter		Total		Person	
	Total	Hispanic	Total	Hispanic	Total	Hispanic	Total	Hispanic
White:	0	0	0	0	0	0		0
Black/African American:	0	0	0	0	0	0	0	0
Asian:	0	0	0	0	0	0	0	0
American Indian/Alaskan Native:	0	0	0	0	0	0	0	0
Native Hawaiian/Other Pacific Islander:	0	0	0	0	0	0	0	0
American Indian/Alaskan Native & White:	0	0	0	0	0	0	0	0
Asian White:	0	0	0	0	0	0	0	0



U.S. Department of Housing and Urban Development
Office of Community Planning and Development
Integrated Disbursement and Information System
CDBG Activity Summary Report (GPR) for Program Year 2019
NEWPORT BEACH

Date: 01-Sep-2020

Time: 16:43

Page: 10

Black/African American & White:	0	0	0	0	0	0	0	0
American Indian/Alaskan Native & Black/African American:	0	0	0	0	0	0	0	0
Other multi-racial:	0	0	0	0	0	0	0	0
Asian/Pacific Islander:	0	0	0	0	0	0	0	0
Hispanic:	0	0	0	0	0	0	0	0
Total:	0	0	0	0	0	0	0	0
Female-headed Households:	0		0		0			

Income Category:

	Owner	Renter	Total	Person
Extremely Low	0	0	0	0
Low Mod	0	0	0	0
Moderate	0	0	0	0
Non Low Moderate	0	0	0	0
Total	0	0	0	0
Percent Low/Mod				

Annual Accomplishments

No data returned for this view. This might be because the applied filter excludes all data.



U.S. Department of Housing and Urban Development
Office of Community Planning and Development
Integrated Disbursement and Information System
CDBG Activity Summary Report (GPR) for Program Year 2019
NEWPORT BEACH

Date: 01-Sep-2020
Time: 16:43
Page: 11

PGM Year: 2019
Project: 0003 - Public Services
IDIS Activity: 276 - Court Appointed Special Advocate (CASA): Transitional Age Youth Program

Status: Completed 6/30/2020 12:00:00 AM
Location: 1505 E 17th St Ste 214 Santa Ana, CA 92705-8520
Objective: Create suitable living environments
Outcome: Availability/accessibility
Matrix Code: Other Public Services Not Listed in 05A-05Y, 03T (05Z)
National Objective: LMC

Initial Funding Date: 11/13/2019

Description:

Court Appointed Special Advocate (CASA) serves the most at-risk foster youth through the strategic use of trained and supervised volunteers. Volunteers provide general mentoring while focusing on four (4) main areas: education, financial management, employment, and housing. The grant funds would be used to support a Case Supervisor, which is the most direct connection to the foster youth, and allow CASA to serve a total of 4 unduplicated low-income individuals.

Financing

	Fund Type	Grant Year	Grant	Funded Amount	Drawn In Program Year	Drawn Thru Program Year
CDBG	EN	2019	B19MC060546	\$1,104.06	\$1,104.06	\$1,104.06
Total	Total			\$1,104.06	\$1,104.06	\$1,104.06


Proposed Accomplishments

People (General) : 4

Actual Accomplishments

Number assisted:

	Owner		Renter		Total		Person	
	Total	Hispanic	Total	Hispanic	Total	Hispanic	Total	Hispanic
White:	0	0	0	0	0	0	2	0
Black/African American:	0	0	0	0	0	0	0	0
Asian:	0	0	0	0	0	0	0	0
American Indian/Alaskan Native:	0	0	0	0	0	0	0	0
Native Hawaiian/Other Pacific Islander:	0	0	0	0	0	0	0	0
American Indian/Alaskan Native & White:	0	0	0	0	0	0	0	0
Asian White:	0	0	0	0	0	0	0	0
Black/African American & White:	0	0	0	0	0	0	0	0
American Indian/Alaskan Native & Black/African American:	0	0	0	0	0	0	0	0
Other multi-racial:	0	0	0	0	0	0	1	1
Asian/Pacific Islander:	0	0	0	0	0	0	0	0
Hispanic:	0	0	0	0	0	0	0	0
Total:	0	0	0	0	0	0	3	1



U.S. Department of Housing and Urban Development
Office of Community Planning and Development
Integrated Disbursement and Information System
CDBG Activity Summary Report (GPR) for Program Year 2019
NEWPORT BEACH

Date: 01-Sep-2020
Time: 16:43
Page: 12


Female-headed Households: 0 0 0

Income Category:

	Owner	Renter	Total	Person
Extremely Low	0	0	0	3
Low Mod	0	0	0	0
Moderate	0	0	0	0
Non Low Moderate	0	0	0	0
Total	0	0	0	3
Percent Low/Mod				100.0%

Annual Accomplishments

Years	Accomplishment Narrative	# Benefitting
2019	1st Qtr. the CASA Agency assisted 3 unduplicated youths with their individual cases. 2nd. Qtr. the CASA Agency didn't have new clients. However, the initial cases from prior quarter are been maintained 3rd. Qtr. the CASA Agency didn't have new clients. Agency continues working with the initial clients. 4th. Qtr. the CASA Agency didn't have new clients. Due to COVID-19 the courts shut down and all three cases are on hold, however constant communication and assistance were provided. Summary Accomplishments FY 19-20: 3 unduplicated clients were assisted with ongoing services.	



U.S. Department of Housing and Urban Development
Office of Community Planning and Development
Integrated Disbursement and Information System
CDBG Activity Summary Report (GPR) for Program Year 2019
NEWPORT BEACH

Date: 01-Sep-2020
Time: 16:43
Page: 13

PGM Year: 2019
Project: 0004 - Homelessness Prevention Services
IDIS Activity: 277 - Families Forward Housing Program

Status: Completed 6/30/2020 12:00:00 AM
Location: 8 Thomas Irvine, CA 92618-2763

Objective: Create suitable living environments
Outcome: Availability/accessibility
Matrix Code: Operating Costs of Homeless/AIDS Patients Programs (03T)

National Objective: LMC

Initial Funding Date: 11/13/2019

Description:

The Families Forward Housing Program transitions struggling families in moving from crisis to stability and self-sufficiency. Families receive a comprehensive array of services tailored to meet their unique needs. While services vary depending on needs, they typically include housing, counseling career coaching, life skills education, childcare assistance, transportation assistance and food. Each family's progress is monitored on a weekly basis at case management meetings. Families Forward estimates serving 260 unduplicated Newport Beach residents and Orange County residents combined overall.

Financing

	Fund Type	Grant Year	Grant	Funded Amount	Drawn In Program Year	Drawn Thru Program Year
CDBG	EN	2019	B19MC060546	\$15,000.00	\$15,000.00	\$15,000.00
Total	Total			\$15,000.00	\$15,000.00	\$15,000.00

Proposed Accomplishments

People (General) : 12

Actual Accomplishments

Number assisted:

	Owner		Renter		Total		Person	
	Total	Hispanic	Total	Hispanic	Total	Hispanic	Total	Hispanic
White:	0	0	0	0	0	0	8	6
Black/African American:	0	0	0	0	0	0	5	0
Asian:	0	0	0	0	0	0	0	0
American Indian/Alaskan Native:	0	0	0	0	0	0	0	0
Native Hawaiian/Other Pacific Islander:	0	0	0	0	0	0	0	0
American Indian/Alaskan Native & White:	0	0	0	0	0	0	0	0
Asian White:	0	0	0	0	0	0	0	0
Black/African American & White:	0	0	0	0	0	0	0	0
American Indian/Alaskan Native & Black/African American:	0	0	0	0	0	0	0	0
Other multi-racial:	0	0	0	0	0	0	3	1
Asian/Pacific Islander:	0	0	0	0	0	0	0	0
Hispanic:	0	0	0	0	0	0	0	0



U.S. Department of Housing and Urban Development
Office of Community Planning and Development
Integrated Disbursement and Information System
CDBG Activity Summary Report (GPR) for Program Year 2019
NEWPORT BEACH

Date: 01-Sep-2020

Time: 16:43

Page: 14

Total:	0	0	0	0	0	0	16	7
---------------	----------	----------	----------	----------	----------	----------	-----------	----------

Female-headed Households:	0		0		0			
---------------------------	---	--	---	--	---	--	--	--

Income Category:

	Owner	Renter	Total	Person
Extremely Low	0	0	0	11
Low Mod	0	0	0	5
Moderate	0	0	0	0
Non Low Moderate	0	0	0	0
Total	0	0	0	16
Percent Low/Mod				100.0%

Annual Accomplishments

Years	Accomplishment Narrative	# Benefitting
2019	1st. Qtr. the Agency didn't have new clients, however the agency had 639 client contacts with previous clients. 2nd. Qtr. the Agency assisted 6 unduplicated persons and had 565 client contacts during this quarter. 3rd. Qtr. the Agency assisted 5 unduplicated persons and had 623 client contacts during this quarter. 4ths Qtr. the Agency assisted 5 unduplicated persons and had 609 client contacts during this quarter. Summary Accomplishments FY 19-20: 16 unduplicated persons were assisted and 2,436 client contacts occurred during the fiscal year.	



U.S. Department of Housing and Urban Development
Office of Community Planning and Development
Integrated Disbursement and Information System
CDBG Activity Summary Report (GPR) for Program Year 2019
NEWPORT BEACH

Date: 01-Sep-2020
Time: 16:43
Page: 15

PGM Year: 2019
Project: 0005 - Section 108 Loan Repayment
IDIS Activity: 278 - Section 108 Loan Repayment

Status: Completed 6/30/2020 12:00:00 AM
Location: ,

Objective:
Outcome:
Matrix Code: Planned Repayment of Section 108
Loan Principal (19F)
National Objective:

Initial Funding Date: 11/13/2019

Description:

Funds will be used to repay the City's Section 108 Loan.
The loan was used to partially fund public improvements to the Balboa Target Area totaling \$8 million.
The scope of work includes the Balboa Village Pedestrian and Streetscape Plan, Street Improvements to Balboa Blvd., Pier Parking Lot, and Pier Plaza and Lot A connecting access to Main Street.

Financing


	Fund Type	Grant Year	Grant	Funded Amount	Drawn In Program Year	Drawn Thru Program Year
CDBG	EN	2019	B19MC060546	\$185,889.50	\$185,889.50	\$185,889.50
Total	Total			\$185,889.50	\$185,889.50	\$185,889.50

Proposed Accomplishments

Actual Accomplishments

Number assisted:

	Owner		Renter		Total		Person	
	Total	Hispanic	Total	Hispanic	Total	Hispanic	Total	Hispanic
White:					0	0		
Black/African American:					0	0		
Asian:					0	0		
American Indian/Alaskan Native:					0	0		
Native Hawaiian/Other Pacific Islander:					0	0		
American Indian/Alaskan Native & White:					0	0		
Asian White:					0	0		
Black/African American & White:					0	0		
American Indian/Alaskan Native & Black/African American:					0	0		
Other multi-racial:					0	0		
Asian/Pacific Islander:					0	0		
Hispanic:					0	0		
Total:	0	0	0	0	0	0	0	0



U.S. Department of Housing and Urban Development
Office of Community Planning and Development
Integrated Disbursement and Information System
CDBG Activity Summary Report (GPR) for Program Year 2019
NEWPORT BEACH

Date: 01-Sep-2020

Time: 16:43

Page: 16

Female-headed Households:


0

Income Category:

	Owner	Renter	Total	Person
Extremely Low			0	
Low Mod			0	
Moderate			0	
Non Low Moderate			0	
Total	0	0	0	0
Percent Low/Mod				

Annual Accomplishments

No data returned for this view. This might be because the applied filter excludes all data.



U.S. Department of Housing and Urban Development
Office of Community Planning and Development
Integrated Disbursement and Information System
CDBG Activity Summary Report (GPR) for Program Year 2019
NEWPORT BEACH

Date: 01-Sep-2020

Time: 16:43

Page: 17

Total Funded Amount:	\$3,447,280.86
Total Drawn Thru Program Year:	\$3,447,280.86
Total Drawn In Program Year:	\$287,403.06

U.S. DEPARTMENT OF HOUSING AND URBAN DEVELOPMENT
OFFICE OF COMMUNITY PLANNING AND DEVELOPMENT
PR06 - Summary of Consolidated Plan Projects for Report Year

DATE: 9/1/2020
TIME: 4:48:03 PM
PAGE: 1/1

IDIS								
Plan IDIS	Project Title and Description	Program	Project Estimate	Committed Amount	Amount Drawn Thru Report Year	Amount Available to Draw	Amount Drawn in Report Year	
Year Project								
2019 1	CDBG Administration	Administration services of the CDBG Program	CDBG	\$61,487.00	\$48,409.50	\$48,409.50	\$0.00	\$48,409.50
2	Fair Housing Services	Affirmatively further fair housing choice through the provision of fair housing education, counseling, anti-discrimination and landlord-tenant mediation services.	CDBG	\$12,000.00	\$12,000.00	\$12,000.00	\$0.00	\$12,000.00
3	Public Services	Provide public services for low- and moderate-income residents including senior citizens, families, and youth including but not limited to those concerned with food, essential services, transportation, health, recreation and employment.	CDBG	\$40,115.00	\$26,104.06	\$26,104.06	\$0.00	\$26,104.06
4	Homelessness Prevention Services	Support a continuum of services in Orange County to prevent and eliminate homelessness including, but not limited to, homelessness prevention programs, emergency shelter programs, and transitional housing.	CDBG	\$15,000.00	\$15,000.00	\$15,000.00	\$0.00	\$15,000.00
5	Section 108 Loan Repayment	Section 108 Loan Repayment.	CDBG	\$185,890.00	\$185,889.50	\$185,889.50	\$0.00	\$185,889.50
6	Public Facility Improvements	The 2019-2020 amount of \$52,942 may be combined with future funds to provide an appropriate level of funding for a public facilities and infrastructure improvements activity.	CDBG	\$52,942.00	\$0.00	\$0.00	\$0.00	\$0.00



NEWPORT BEACH

Count of CDBG Activities with Disbursements by Activity Group & Matrix Code

Activity Group	Activity Category	Open Count	Open Activities Disbursed	Completed Count	Completed Activities Disbursed	Program Year Count	Total Activities Disbursed
Public Facilities and Improvements	Other Public Improvements Not Listed in 03A-03S (03Z)	1	\$0.00	0	\$0.00	1	\$0.00
	Total Public Facilities and Improvements	1	\$0.00	0	\$0.00	1	\$0.00
	Operating Costs of Homeless/AIDS Patients Programs (03T)	0	\$0.00	1	\$15,000.00	1	\$15,000.00
	Senior Services (05A)	0	\$0.00	1	\$25,000.00	1	\$25,000.00
	Other Public Services Not Listed in 05A-05Y, 03T (05Z)	0	\$0.00	1	\$1,104.06	1	\$1,104.06
General Administration and Planning	Total Public Services	0	\$0.00	3	\$41,104.06	3	\$41,104.06
	General Program Administration (21A)	0	\$0.00	1	\$48,409.50	1	\$48,409.50
	Fair Housing Activities (subject to 20% Admin Cap) (21D)	0	\$0.00	1	\$12,000.00	1	\$12,000.00
Repayment of Section 108 Loans	Total General Administration and Planning	0	\$0.00	2	\$60,409.50	2	\$60,409.50
	Planned Repayment of Section 108 Loan Principal (19F)	0	\$0.00	1	\$185,889.50	1	\$185,889.50
	Total Repayment of Section 108 Loans	0	\$0.00	1	\$185,889.50	1	\$185,889.50
Grand Total		1	\$0.00	6	\$287,403.06	7	\$287,403.06



NEWPORT BEACH

CDBG Sum of Actual Accomplishments by Activity Group and Accomplishment Type

Activity Group	Matrix Code	Accomplishment Type	Open Count	Completed Count	Program Year Totals
Public Services	Operating Costs of Homeless/AIDS Patients Programs (03T)	Persons	0	16	16
	Senior Services (05A)	Persons	0	92	92
	Other Public Services Not Listed in 05A-05Y, 03T (05Z)	Persons	0	3	3
	Total Public Services		0	111	111
Grand Total			0	111	111



NEWPORT BEACH

CDBG Beneficiaries by Racial / Ethnic Category

Housing-Non Housing	Race	Total Persons	Total Hispanic Persons	Total Households	Total Hispanic Households
Non Housing	White	98	8	0	0
	Black/African American	5	0	0	0
	Asian	1	0	0	0
	Other multi-racial	7	2	0	0
	Total Non Housing	111	10	0	0
Grand Total	White	98	8	0	0
	Black/African American	5	0	0	0
	Asian	1	0	0	0
	Other multi-racial	7	2	0	0
	Total Grand Total	111	10	0	0



NEWPORT BEACH

CDBG Beneficiaries by Income Category

Income Levels	Owner Occupied	Renter Occupied	Persons
Non Housing	0	0	14
Extremely Low (<=30%)	0	0	97
Low (>30% and <=50%)	0	0	0
Mod (>50% and <=80%)	0	0	111
Total Low-Mod	0	0	0
Non Low-Mod (>80%)	0	0	111
Total Beneficiaries	0	0	111



Office of Community Planning and Development
U.S. Department of Housing and Urban Development
Integrated Disbursement and Information System
PR26 - CDBG Financial Summary Report
Program Year 2019
NEWPORT BEACH , CA

DATE: 09-01-20
TIME: 17:31
PAGE: 1

PART I: SUMMARY OF CDBG RESOURCES

01 UNEXPENDED CDBG FUNDS AT END OF PREVIOUS PROGRAM YEAR	141,068.99
02 ENTITLEMENT GRANT	367,434.00
03 SURPLUS URBAN RENEWAL	0.00
04 SECTION 108 GUARANTEED LOAN FUNDS	0.00
05 CURRENT YEAR PROGRAM INCOME	0.00
05a CURRENT YEAR SECTION 108 PROGRAM INCOME (FOR SI TYPE)	0.00
06 FUNDS RETURNED TO THE LINE-OF-CREDIT	0.00
06a FUNDS RETURNED TO THE LOCAL CDBG ACCOUNT	0.00
07 ADJUSTMENT TO COMPUTE TOTAL AVAILABLE	0.00
08 TOTAL AVAILABLE (SUM, LINES 01-07)	508,502.99

PART II: SUMMARY OF CDBG EXPENDITURES

09 DISBURSEMENTS OTHER THAN SECTION 108 REPAYMENTS AND PLANNING/ADMINISTRATION	41,104.06
10 ADJUSTMENT TO COMPUTE TOTAL AMOUNT SUBJECT TO LOW/MOD BENEFIT	0.00
11 AMOUNT SUBJECT TO LOW/MOD BENEFIT (LINE 09 + LINE 10)	41,104.06
12 DISBURSED IN IDIS FOR PLANNING/ADMINISTRATION	60,409.50
13 DISBURSED IN IDIS FOR SECTION 108 REPAYMENTS	185,889.50
14 ADJUSTMENT TO COMPUTE TOTAL EXPENDITURES	0.00
15 TOTAL EXPENDITURES (SUM, LINES 11-14)	287,403.06
16 UNEXPENDED BALANCE (LINE 08 - LINE 15)	221,099.93

PART III: LOWMOD BENEFIT THIS REPORTING PERIOD

17 EXPENDED FOR LOW/MOD HOUSING IN SPECIAL AREAS	0.00
18 EXPENDED FOR LOW/MOD MULTI-UNIT HOUSING	0.00
19 DISBURSED FOR OTHER LOW/MOD ACTIVITIES	41,104.06
20 ADJUSTMENT TO COMPUTE TOTAL LOW/MOD CREDIT	0.00
21 TOTAL LOW/MOD CREDIT (SUM, LINES 17-20)	41,104.06
22 PERCENT LOW/MOD CREDIT (LINE 21/LINE 11)	100.00%

LOW/MOD BENEFIT FOR MULTI-YEAR CERTIFICATIONS

23 PROGRAM YEARS(PY) COVERED IN CERTIFICATION	PY: 2018 PY: 2019 PY: 2020
24 CUMULATIVE NET EXPENDITURES SUBJECT TO LOW/MOD BENEFIT CALCULATION	0.00
25 CUMULATIVE EXPENDITURES BENEFITING LOW/MOD PERSONS	0.00
26 PERCENT BENEFIT TO LOW/MOD PERSONS (LINE 25/LINE 24)	0.00%

PART IV: PUBLIC SERVICE (PS) CAP CALCULATIONS

27 DISBURSED IN IDIS FOR PUBLIC SERVICES	41,104.06
28 PS UNLIQUIDATED OBLIGATIONS AT END OF CURRENT PROGRAM YEAR	0.00
29 PS UNLIQUIDATED OBLIGATIONS AT END OF PREVIOUS PROGRAM YEAR	0.00
30 ADJUSTMENT TO COMPUTE TOTAL PS OBLIGATIONS	0.00
31 TOTAL PS OBLIGATIONS (LINE 27 + LINE 28 - LINE 29 + LINE 30)	41,104.06
32 ENTITLEMENT GRANT	367,434.00
33 PRIOR YEAR PROGRAM INCOME	280.44
34 ADJUSTMENT TO COMPUTE TOTAL SUBJECT TO PS CAP	0.00
35 TOTAL SUBJECT TO PS CAP (SUM, LINES 32-34)	367,714.44
36 PERCENT FUNDS OBLIGATED FOR PS ACTIVITIES (LINE 31/LINE 35)	11.18%

PART V: PLANNING AND ADMINISTRATION (PA) CAP

37 DISBURSED IN IDIS FOR PLANNING/ADMINISTRATION	60,409.50
38 PA UNLIQUIDATED OBLIGATIONS AT END OF CURRENT PROGRAM YEAR	0.00
39 PA UNLIQUIDATED OBLIGATIONS AT END OF PREVIOUS PROGRAM YEAR	0.00
40 ADJUSTMENT TO COMPUTE TOTAL PA OBLIGATIONS	0.00
41 TOTAL PA OBLIGATIONS (LINE 37 + LINE 38 - LINE 39 +LINE 40)	60,409.50
42 ENTITLEMENT GRANT	367,434.00
43 CURRENT YEAR PROGRAM INCOME	0.00
44 ADJUSTMENT TO COMPUTE TOTAL SUBJECT TO PA CAP	0.00
45 TOTAL SUBJECT TO PA CAP (SUM, LINES 42-44)	367,434.00
46 PERCENT FUNDS OBLIGATED FOR PA ACTIVITIES (LINE 41/LINE 45)	16.44%



Office of Community Planning and Development
U.S. Department of Housing and Urban Development
Integrated Disbursement and Information System
PR26 - CDBG Financial Summary Report
Program Year 2019
NEWPORT BEACH , CA

DATE: 09-01-20
TIME: 17:31
PAGE: 2

LINE 17 DETAIL: ACTIVITIES TO CONSIDER IN DETERMINING THE AMOUNT TO ENTER ON LINE 17

Report returned no data.

LINE 18 DETAIL: ACTIVITIES TO CONSIDER IN DETERMINING THE AMOUNT TO ENTER ON LINE 18

Report returned no data.

LINE 19 DETAIL: ACTIVITIES INCLUDED IN THE COMPUTATION OF LINE 19

Plan Year	IDIS Project	IDIS Activity	Voucher Number	Activity Name	Matrix Code	National Objective	Drawn Amount
2019	4	277	6360407	Families Forward Housing Program	03T	LMC	\$7,348.65
2019	4	277	6404053	Families Forward Housing Program	03T	LMC	\$7,651.35
					03T	Matrix Code	\$15,000.00
2019	3	274	6360407	Age Well Senior Services:Home Delivered Meals	05A	LMC	\$12,852.95
2019	3	274	6382981	Age Well Senior Services:Home Delivered Meals	05A	LMC	\$6,544.04
2019	3	274	6404053	Age Well Senior Services:Home Delivered Meals	05A	LMC	\$5,603.01
					05A	Matrix Code	\$25,000.00
2019	3	276	6360407	Court Appointed Special Advocate (CASA): Transitional Age Youth Program	05Z	LMC	\$72.97
2019	3	276	6404053	Court Appointed Special Advocate (CASA): Transitional Age Youth Program	05Z	LMC	\$1,031.09
					05Z	Matrix Code	\$1,104.06
Total							\$41,104.06

LINE 27 DETAIL: ACTIVITIES INCLUDED IN THE COMPUTATION OF LINE 27

Plan Year	IDIS Project	IDIS Activity	Voucher Number	Activity Name	Matrix Code	National Objective	Drawn Amount
2019	4	277	6360407	Families Forward Housing Program	03T	LMC	\$7,348.65
2019	4	277	6404053	Families Forward Housing Program	03T	LMC	\$7,651.35
					03T	Matrix Code	\$15,000.00
2019	3	274	6360407	Age Well Senior Services:Home Delivered Meals	05A	LMC	\$12,852.95
2019	3	274	6382981	Age Well Senior Services:Home Delivered Meals	05A	LMC	\$6,544.04
2019	3	274	6404053	Age Well Senior Services:Home Delivered Meals	05A	LMC	\$5,603.01
					05A	Matrix Code	\$25,000.00
2019	3	276	6360407	Court Appointed Special Advocate (CASA): Transitional Age Youth Program	05Z	LMC	\$72.97
2019	3	276	6404053	Court Appointed Special Advocate (CASA): Transitional Age Youth Program	05Z	LMC	\$1,031.09
					05Z	Matrix Code	\$1,104.06
Total							\$41,104.06

LINE 37 DETAIL: ACTIVITIES INCLUDED IN THE COMPUTATION OF LINE 37

Plan Year	IDIS Project	IDIS Activity	Voucher Number	Activity Name	Matrix Code	National Objective	Drawn Amount
2019	1	272	6326756	CDBG Administration	21A		\$10,459.50
2019	1	272	6360407	CDBG Administration	21A		\$2,752.50
2019	1	272	6382981	CDBG Administration	21A		\$13,957.50
2019	1	272	6404053	CDBG Administration	21A		\$21,240.00
					21A	Matrix Code	\$48,409.50
2019	2	273	6360407	Fair Housing Services	21D		\$5,999.20
2019	2	273	6382981	Fair Housing Services	21D		\$2,981.81
2019	2	273	6404053	Fair Housing Services	21D		\$3,018.99
					21D	Matrix Code	\$12,000.00
Total							\$60,409.50