



CITY OF NEWPORT BEACH

COMMUNITY DEVELOPMENT DEPARTMENT

LIFE SAFETY SERVICES

GUIDELINES AND STANDARDS

GUIDELINE C.02 – Identification of Fire Lanes

C.02.1 PURPOSE

The purpose of this guideline is to assist property owners with identifying fire lanes in accordance with California Vehicle Code 22500 and towing of vehicles from fire lanes as per California Vehicle Code 22658. The intent of the requirements is to provide the fire department with sufficient access to buildings to enable efficient fire suppression and rescue operations.

C.02.2 SCOPE

This guideline shall apply to all fire lanes designated by the City of Newport Beach Community Development Department, Life Safety Services. This guideline shall also apply to those fire lanes created within annexed areas prior to annexation by the City of Newport Beach.

C.02.3 PROCEDURE

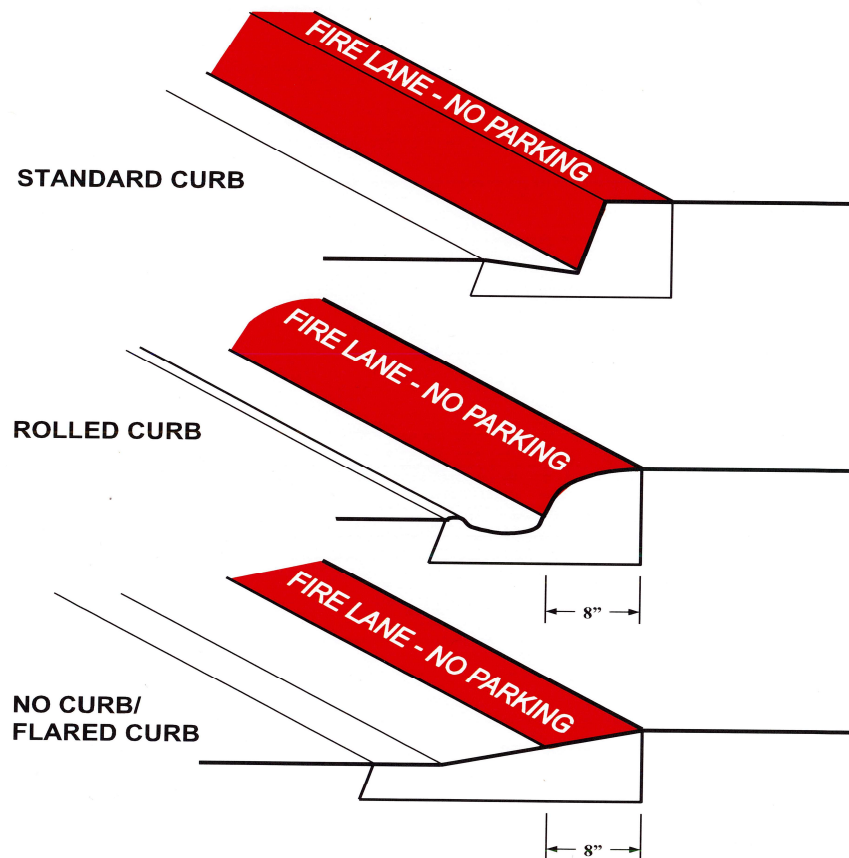
1. Fire lanes shall be constructed in accordance with the Newport Beach Community Development Department, Life Safety Services Guideline # C.01, "Emergency Fire Access." All fire lanes and signs must be approved by Life Safety Services
2. Designation Process:
 - Requests for fire lane designation may come from property owners or a member of Life Safety Services. Property owner requests shall be made in writing to Life Safety Services.
 - A scaled plot plan of the property where fire lane designation is desired shall accompany the request. The plot plan shall have proposed fire lanes denoted in red. The plot plans shall be submitted to Life Safety Services for review and approval.
 - If approved, the property owner must provide signs and/or paint the curb or street in accordance with this guideline.
3. Sign and Curb Marking Options:

OPTION “A”: ENTRY SIGN AND RED CURBS

- All vehicle entrances into the area shall be posted with “Fire Lane, No Parking” signs as shown in Diagram 2. All curbs within the designated fire lane shall be painted OSHA safety red as shown in Diagram 1.
- WHITE lettering, a minimum of 3" high, reading: "FIRE LANE - NO PARKING" shall be placed every 30' or portion thereof, on top of the red curb.
- It shall be the responsibility of the property owner(s) to provide, maintain, and place "NO PARKING" signs, markings, striping, and white lettering on red painted curbs.

Diagram 1

Fire Lane Identification – Red Curbs



1. Fire lane entrance sign(s) shall also be provided per Attachment 10 or 11.
2. Curbs shall be painted OSHA safety red.
3. "FIRE LANE – NO PARKING" shall be painted on top of curb in 3" white lettering at a spacing of 30' on center or portion thereof.

DIAGRAM 2



FIRE LANE ENTRANCE SIGNS

- Fire lane entrance signs are required at entry points to properties that contain fire lane signs or red curbs.
- The sign must be approved by Life Safety Services and must be a minimum of 18" wide X 24" tall.
- Lettering shall be RED on WHITE background, no smaller than 2" in height.
- The words "FIRE LANE" shall be WHITE on RED background, no smaller than 4" in height.
- The sign shall be securely mounted facing the direction of travel and clearly visible to vehicular traffic entering the parking area.
- The sign shall be made of durable material and include all verbiage as shown on diagram 2.

OPTION "B": SIGNS ONLY

In addition to the fire lane entry sign in "Diagram 2" above; the following signs are required when no red curbs are used. All signs and locations must be approved by Life Safety Services, a plan will be required showing the sign types and locations:

SIZE AND COLOR:

- Signs shall be a minimum of 12" wide X 18" high.
- The word "NO" shall be white letters with red background not less than 2 ¼".
- The words "NO STOPPING FIRE LANE" shall be red letters with white background not less than 2 ¼".

- “CVC Section 22500.1” shall be on the bottom left of the sign, and “NBPD 949-644-3717” shall be on the bottom right in red with minimum ¾” letters.
- For signs that require “Begin” or “End”, the letters shall be white with red background not less than 1” high at the top of the sign.

LOCATION:

- Fire Lane signs shall be posted immediately adjacent to designated Fire Lane areas.
- Signs are required within 3’ of each end of curbed areas and spaced a maximum of 100’ apart thereafter along each fire lane. Additional signs may be required as specified by Life Safety Services. Signs are to face oncoming vehicular traffic and be readily visible from a vehicle; without obstructions, such as trees or poles. (See diagram 6)
- The start of the fire lane must have a “BEGIN FIRE LANE” sign as shown in diagram 3.
- The next consecutive fire lane sign(s) after the “BEGIN” sign must be the standard type as shown in diagram 4.
- The end of the fire lane must have a “END FIRE LANE” sign as shown in diagram 5.

**DIAGRAM 3
“BEGIN”**



**DIAGRAM 4
“STANDARD”**



**DIAGRAM 5
“END”**



DIAGRAM 6

Fire Lane No Parking Sign Locations

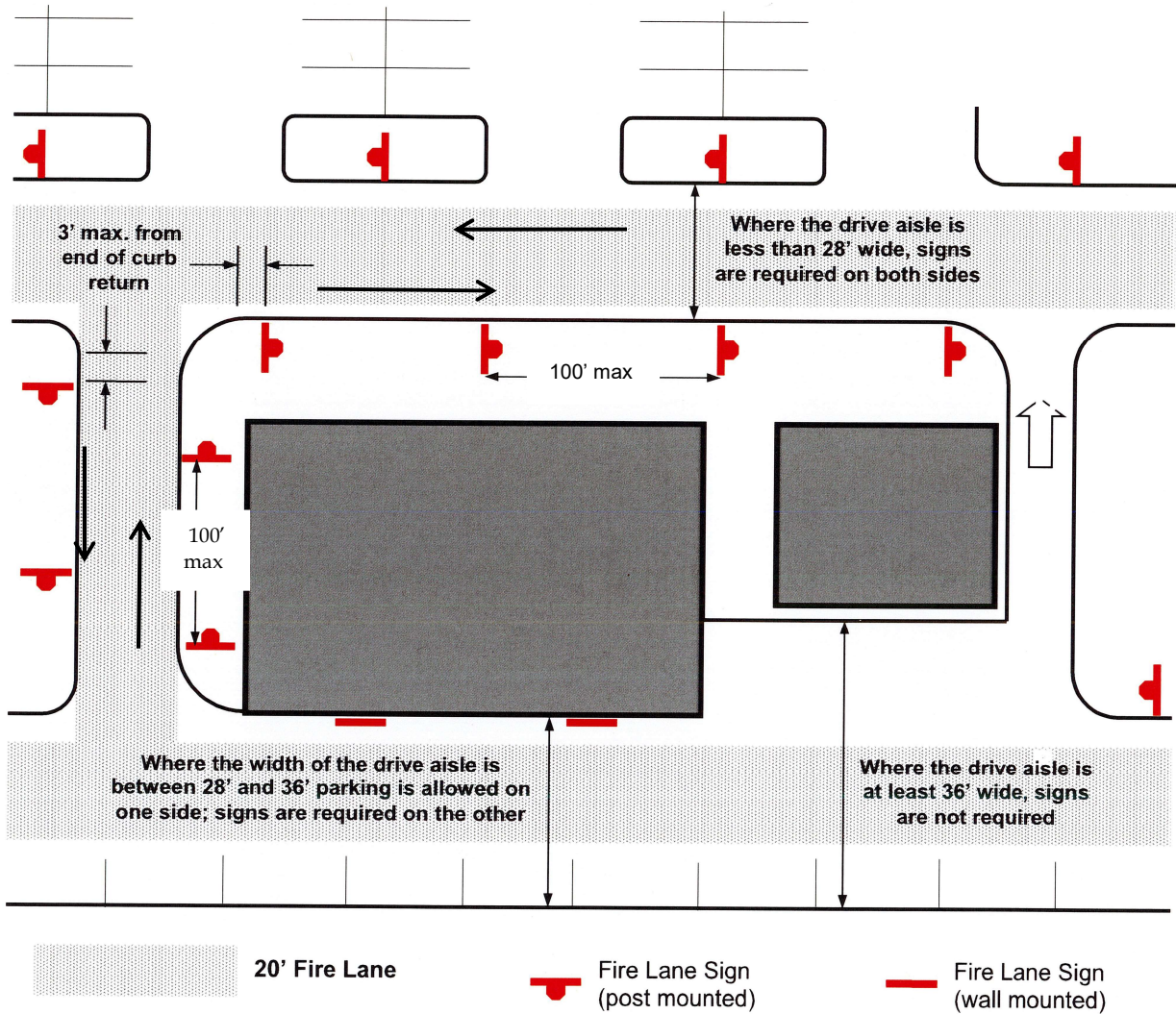
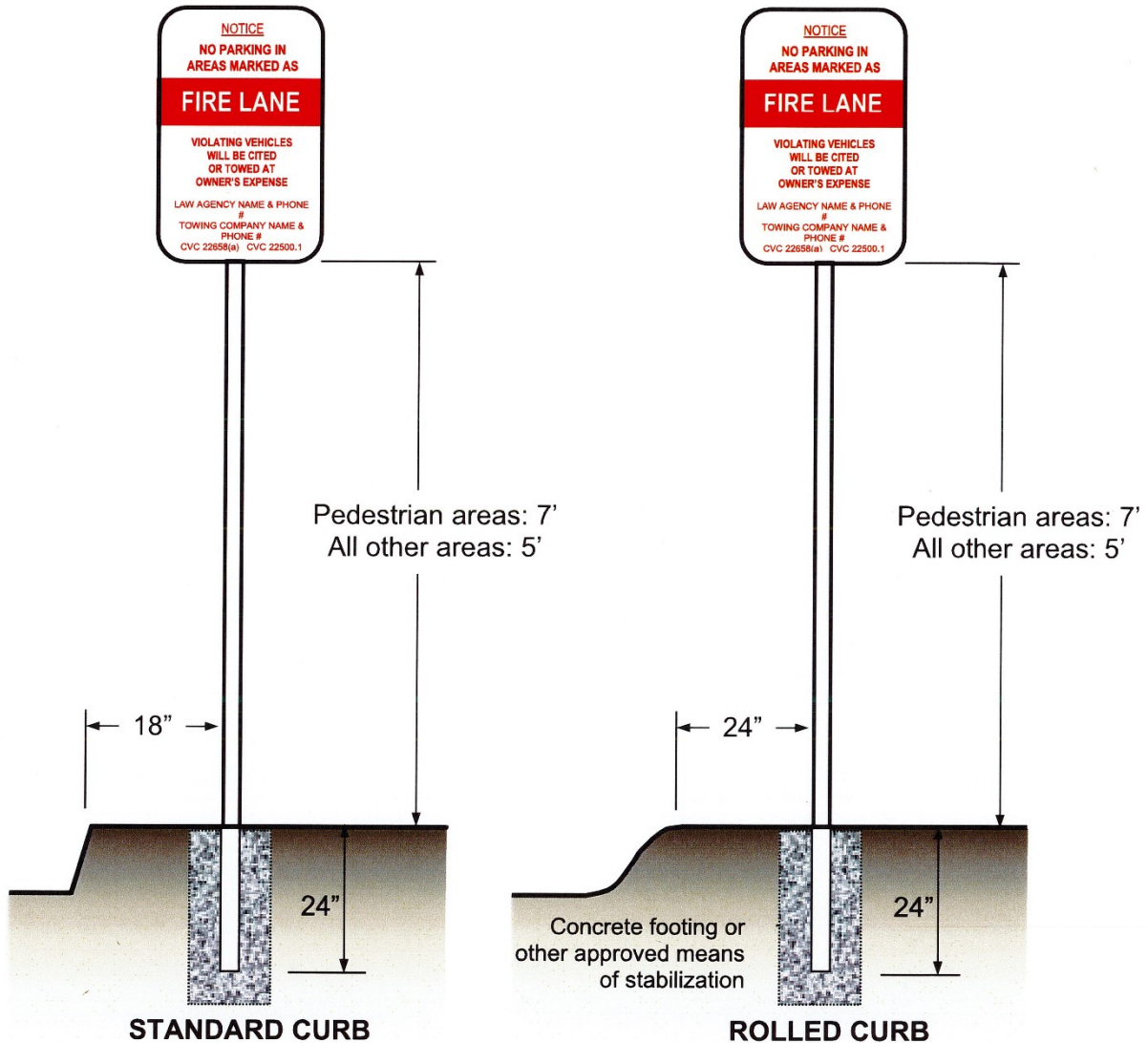


DIAGRAM 7

Mounting Specifications for Fire Lane Entrance and No Parking Signs



Signs shall be mounted facing the direction of vehicular travel.

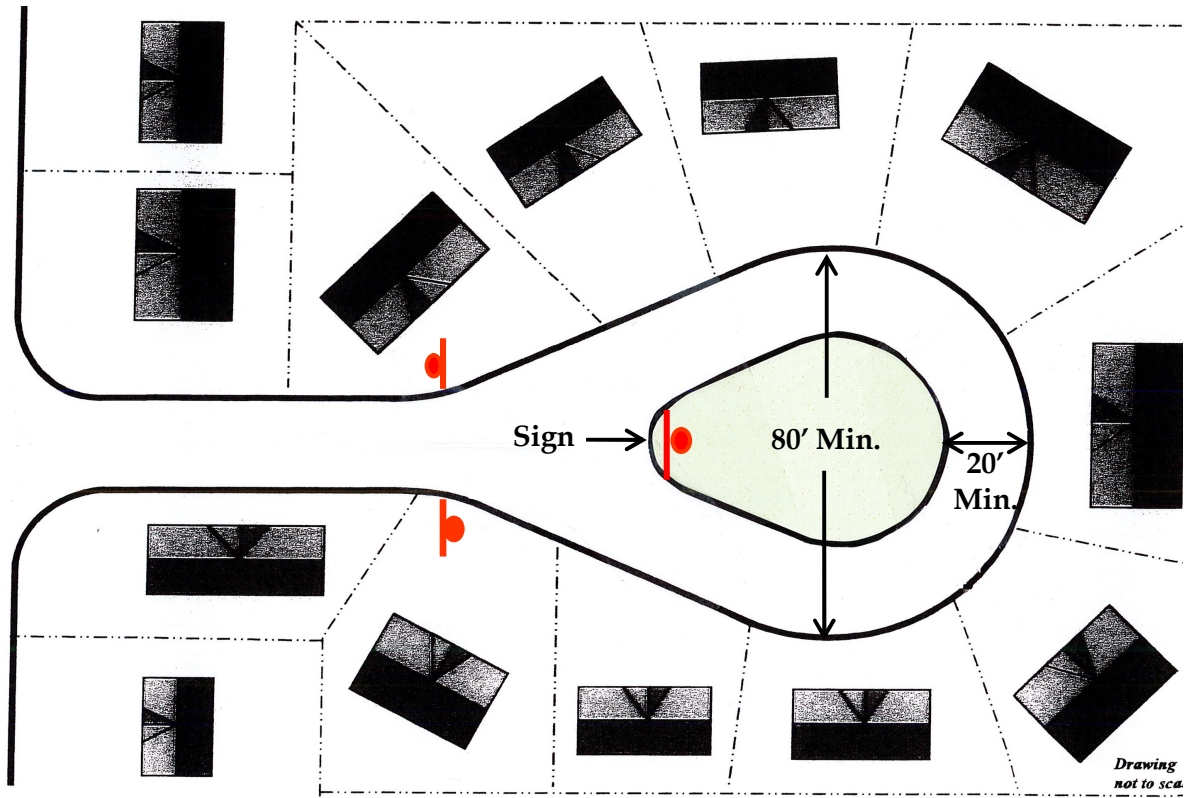
Signs may be mounted on existing posts or buildings where the centerline of the sign is no more than 24" from the edge of the roadway.

Depth of bury shall be a *minimum* of 24" and rebar, a concrete footing, or another method to prevent removal of the sign is recommended. Footings for signs located in the public right-of-way shall be per the local jurisdiction's requirements.

CUL-DE-SACS

A fire lane sign is required at the center island per diagram 8, unless the cul-de-sac is wide enough to accommodate vehicles parking on the perimeter AND center island of the cul-de-sac. These signs shall be mounted on a post at least 48" high from top of center island surface to top of sign. Cul-de-sacs that are not wide enough to accommodate vehicles parking on the perimeter shall have signs posted at the beginning and end of the cul-de-sac bulb.

DIAGRAM 8



Center Island sign

C.02- Identification of Fire Lanes

Pages 7 of 8

Revised: 03-28-08, 07-12-16 02-22-18

Enforcement

California Vehicle Code Section 22500.1 - Fire lanes; parking violations; and signs:

In addition to Section 22500, no person shall stop, park or leave standing any vehicle, whether attended or unattended, except when necessary to avoid conflict with other traffic or in compliance with the directions of a peace officer or official traffic control device along the edge of any highway, at any curb, or in any location in a publicly or privately owned or operated off-street parking facility, designated as a fire lane by the fire department or fire district with jurisdiction over the area in which the place is located.

The designation shall be indicated by (1) a sign posted immediately adjacent to, and visible from, the designated place clearly stating in letters not less than one inch in height that the place is a fire lane, (2) by outlining or painting the place in red and, in contrasting color marking the place with the words "FIRE LANE", which are clearly visible from a vehicle or (3) by red curb or red paint on the edge of the roadway upon which is clearly marked the words "FIRE LANE."