

## RESOLUTION NO. 2018-55

### A RESOLUTION OF THE CITY COUNCIL OF THE CITY OF NEWPORT BEACH, CALIFORNIA, REVISING CERTAIN FEES WITHIN THE SCHEDULE OF RENTS, FINES, AND FEES AND ADDING AN ANNUAL CONSUMER PRICE INDEX ADJUSTMENT OF CERTAIN FEES AND CHARGES

**WHEREAS**, Newport Beach Municipal Code (“NBMC”) Section 3.36.010 provides that services and programs that primarily benefit a person requesting the service are traditionally funded in whole or in part from fees charged to the person who initiates the service;

**WHEREAS**, NBMC Subsection 3.36.010(C) further provides that to ensure fees charged for services are an accurate reflection of costs, the City of Newport Beach (“City”) should conduct a fee study at least once every five years;

**WHEREAS**, contemporaneous with this resolution the City Council introduced Ordinance No. 2018-13, amending Exhibit A to NBMC Section 3.36.030 (Cost Recovery for User Services);

**WHEREAS**, Exhibit A to NBMC Section 3.36.030 contains cost recovery percentages for specific services, and provides that the City Council may modify the fee resolution upon a determination that there has been an increase or decrease in one or more cost factors relevant to the calculation of the actual cost of providing the service;

**WHEREAS**, in 2010, the City retained MGT of America, Inc. (“MGT”) to prepare the cost allocation plan and cost-of-services studies for City services (“Agreement”);

**WHEREAS**, pursuant to its Agreement, MGT has conducted cost-of-services studies on a rotating basis by department;

**WHEREAS**, pursuant to its Agreement, MGT prepared the Fire cost-of-services study; -

**WHEREAS**, pass through costs for actual services or tangible goods do not include staff time;

**WHEREAS**, statutory fees are mandated or capped by another authority, such as the state;

**WHEREAS**, historically non-studied department fees have been updated by the change in the Consumer Price Index (“CPI”) at the time the studied fees were adopted by the City Council, which has at times spanned over multiple years;

**WHEREAS**, to minimize the fiscal impact to the customer and to ensure proper cost-of-services recovery, the City desires an update to fees and charges by the changes in the CPI on an automatic annual basis;

**WHEREAS**, to ensure that there is no over-recovery of fees, fees shall be studied on a rotating basis, by department, every three (3) years. The annual fee changes based on the CPI shall commence the following July of each year, but shall be limited to three (3) consecutive years, after which the automatic increases shall pause until the department is studied; and

**WHEREAS**, the City desires to update certain fees and charges to reflect the decreases and increases in the MGT studied costs, the changes in fees due to CPI, the cost recovery percentages established by NBMC Chapter 3.36, to add new fees for City services or delete outmoded fees, and to update fines, charges, and statutory fees.

**NOW, THEREFORE**, the City Council of the City of Newport Beach resolves as follows:

**Section 1:** The City Council hereby revises the Schedule of Rents, Fines, and Fees ("SRFF"), in part, as depicted in Exhibit 1, attached hereto and incorporated herein by reference. Except where prohibited by law, all fees provided shall be rounded down to the nearest dollar. Except as explicitly revised by Exhibit 1, all other provisions of the SRFF shall continue in full force and effect.

**Section 2:** Direct pass through, or actual, fees may be updated, without further action by the City Council, by the Finance Director as necessary to ensure recovery of cost.

**Section 3:** All proposed fees and charges shall take effect immediately, as shown in Exhibit 1, except for fees for development related services, which shall take effect sixty (60) calendar days following adoption of this resolution and those requiring ordinance changes, which shall take effect thirty (30) calendar days following the second reading.

**Section 4:** Beginning July 1, 2019, and continuing each year thereafter, all fees and charges within the SRFF indicated by "Yes" under the CPI column shall be automatically adjusted to reflect the percentage change, from April of the prior year to April of the current year, as it may be prorated from the fee approval date, in the cost of doing business measured by the CPI, and rounded down to the nearest dollar. "CPI" shall mean the Los Angeles-Long Beach, Anaheim, CA Area, All Urban Consumers, All Items, Base Period (1982-84=100), or successor index, as published by the United States Department of Labor, Bureau of Labor Statistics. Automatic CPI adjustments, by department, shall occur annually for a period of three (3) consecutive years following adoption of the studied department fees. After the third (3<sup>rd</sup>) consecutive annual increase, automatic CPI adjustments shall cease until the departments' fees are updated and adopted, at which time the automatic CPI adjustments will reset, commencing the following July 1. This automatic CPI adjustments shall not apply to any fee that is subject to Proposition 218 (California Constitution Article XIIC and Article XIID, Government Code Section 53750.).

**Section 5:** Any resolution pertaining to City fees and charges and/or prior SRFF or Master Fee Schedule, or part thereof, that is in conflict with this resolution and the attached Exhibit 1, is hereby repealed and of no further force or effect.

**Section 6:** Any reference to CPI increases in any other SRFF, Master Fee Resolution or prior Master Fee Schedule, or part thereof, that is in conflict with this resolution and the attached Exhibit 1, is hereby repealed and of no further force or effect.

**Section 7:** If any section, subsection, sentence, clause or phrase of this resolution is for any reason held to be invalid or unconstitutional, such decision shall not affect the validity or constitutionality of the remaining portions of this resolution. The City Council hereby declares that it would have passed this resolution and each section, subsection, clause or phrase hereof, irrespective of the fact that any one (1) or more sections, subsections, sentences, clauses or phrases be declared unconstitutional.

**Section 8:** The recitals provided in this resolution are true and correct and are incorporated into the substantive portion of this resolution.

**Section 9:** The City Council finds the adoption of this resolution and revisions to the SRFF are not subject to the California Environmental Quality Act ("CEQA") pursuant to Sections 15060(c)(2) (the activity will not result in a direct or reasonably foreseeable indirect physical change in the environment) and 15060(c)(3) (the activity is not a project as defined in Section 15378) of the CEQA Guidelines, California Code of Regulations, Title 14, Chapter 3, because it has no potential for resulting in physical change to the environment, directly or indirectly.


**Section 10:** This resolution shall take effect immediately upon its adoption by the City Council, and the City Clerk shall certify the vote adopting the resolution.

**ADOPTED** this 24<sup>th</sup> day of July, 2018.



Marshall "Duffy" Duffield  
Mayor


**ATTEST:**



Leilani I. Brown  
City Clerk



**APPROVED AS TO FORM:**  
CITY ATTORNEY'S OFFICE

Handwritten signature of Aaron C. Harp in blue ink, with the initials "(Rar)" written to the right.

Aaron C. Harp  
City Attorney



Exhibit 1 - Revision to the Schedule of Rents, Fines, and Fees (Final)

Resolution Adoption (1st Reading): July 24, 2018

Ordinance Adoption (2nd Reading): Aug 14, 2018

|  | A                 | B                             | C                 | D                             | E                  | F                             | G       | H                 | I                             | J      | K  | L                   |         |    |        |    |       |     |  |           |
|--|-------------------|-------------------------------|-------------------|-------------------------------|--------------------|-------------------------------|---------|-------------------|-------------------------------|--------|--|---------------------|---------|----|--------|----|-------|-----|--|-----------|
|  | 2016 adj          |                               | Current Charges   |                               | Proposed Charges   |                               |         | 2018 adj          |                               |        | 2018 CPI Adjustment %  | 6.63%               |         |    |        |    |       |     |  |           |
|  | Full Cost         |                               | Rounded down      |                               | Fee @ Policy Level |                               |         | Full Cost         |                               |        | CPI calculation based on LA-Long Beach-Anaheim adjustment from Apr 2016 to Apr 2018        |                     |         |    |        |    |       |     |  |           |
| SERVICE NAME   | Total or Base Fee | Incremental - (if applicable) | Total or Base Fee | Incremental - (if applicable) | Total or Base Fee  | Incremental - (if applicable) | TYPE    | Total or Base Fee | Incremental - (if applicable) | CPI    | Description / Notes  | Implementation Date |         |    |        |    |       |     |  |           |
| <b>ALL DEPARTMENTS</b>   |                   |                               |                   |                               |                    |                               |         |                   |                               |        |  |                     |         |    |        |    |       |     |  |           |
| 1 Regular Photo Copies   | \$                | 5.16                          | \$                | 5.00                          | \$                 | 5.00                          | Statute | \$                | 5.50                          | Yes    | Public Records Act Requests/Materials plus incremental rate per every 5 minutes of service | 7/24/2018           |         |    |        |    |       |     |  |           |
| <b>COMMUNITY DEVELOPMENT - BUILDING</b>  |                   |                               |                   |                               |                    |                               |         |                   |                               |        |  |                     |         |    |        |    |       |     |  |           |
| <b>Administration</b>  |                   |                               |                   |                               |                    |                               |         |                   |                               |        |  |                     |         |    |        |    |       |     |  |           |
| 2 Accessibility Hardship   | \$                | 1,084.94                      | \$                | 1,084.00                      | \$                 | 1,156.00                      | COS-Fee | \$                | 1,156.86                      | Yes    | Board Ratification/  | 9/22/2018           |         |    |        |    |       |     |  |           |
| 3 Appeals Board Hearing - Applicant Unsuccessful   | \$                | 3,071.69                      | \$                | 1,535.00                      | \$                 | 1,637.00                      | COS-Fee | \$                | 3,275.32                      | Yes    | Filing Fee for Appeal/50% Recovery per M.C. 3.36.030 Exhibit A                             | 9/22/2018           |         |    |        |    |       |     |  |           |
| 4 Appeals Board Hearing - Applicant Successful   | \$                | 3,071.69                      | \$                | 1,535.00                      | \$                 | -                             | COS-Fee | \$                | 3,275.32                      | Yes    | Filing Fee for Appeal/New 2018 0% Recovery per M.C. 3.36.030 Exhibit A                     | 10/13/2018          |         |    |        |    |       |     |  |           |
| 5 Authorization to duplicate record drawings   | \$                | 36.09                         | \$                | 36.00                         | \$                 | 38.00                         | COS-Fee | \$                | 38.48                         | Yes    |  | 9/22/2018           |         |    |        |    |       |     |  |           |
| 6 Flood Zone Determination   | \$                | 99.81                         | \$                | 99.00                         | \$                 | 106.00                        | COS-Fee | \$                | 106.43                        | Yes    | Written Determination/   | 9/22/2018           |         |    |        |    |       |     |  |           |
| 7 Modification To UBC/Alt. Materials & Methods Each Item   | \$                | 276.21                        | \$                | 276.00                        | \$                 | 294.00                        | COS-Fee | \$                | 294.52                        | Yes    | To Comply With Section 105 & 106 Of The Uniform Administrative Code/                       | 9/22/2018           |         |    |        |    |       |     |  |           |
| 8 Real Property  | \$                | 250.02                        | \$                | 250.00                        | \$                 | 266.00                        | COS-Fee | \$                | 266.60                        | Yes    | Document Prep/Transfer/Assign/Ext/   | 9/22/2018           |         |    |        |    |       |     |  |           |
| 9 Record Management  | \$                | 2.04                          | \$                | 2.00                          | \$                 | 2.00                          | COS-Fee | \$                | 2.17                          | Yes    | Per Sheet Of Drawing/  | 9/22/2018           |         |    |        |    |       |     |  |           |
| 10 Special Inspector Licenses Renewal  | \$                | 67.94                         | \$                | 67.00                         | \$                 | 72.00                         | COS-Fee | \$                | 72.45                         | Yes    | Per Classification/  | 9/22/2018           |         |    |        |    |       |     |  |           |
| 11 Special Inspector Original Licenses Each Test   | \$                | 101.36                        | \$                | 101.00                        | \$                 | 108.00                        | COS-Fee | \$                | 108.08                        | Yes    | Per Classification/  | 9/22/2018           |         |    |        |    |       |     |  |           |
| <b>Certificates and Reports</b>  |                   |                               |                   |                               |                    |                               |         |                   |                               |        |  |                     |         |    |        |    |       |     |  |           |
| 12 Renewable Temporary Certificate of Occupancy  | \$                | 104.44                        | \$                | 104.00                        | \$                 | 111.00                        | COS-Fee | \$                | 111.36                        | Yes    | Partial Or Temporary Occupancy Approval Prior To Final Re-issuance Fee/                    | 9/22/2018           |         |    |        |    |       |     |  |           |
| 13 Residential Building Report   | \$                | 173.35                        | \$                | 173.00                        | \$                 | 184.00                        | COS-Fee | \$                | 184.85                        | Yes    | Any Occupancy Type/  | 9/22/2018           |         |    |        |    |       |     |  |           |
| 14 Residential Building Report   | \$                | 117.31                        | \$                | 117.00                        | \$                 | 125.00                        | COS-Fee | \$                | 125.08                        | Yes    | Re-Inspection/   | 9/22/2018           |         |    |        |    |       |     |  |           |
| 15 Temporary Certificate of Occupancy  | \$                | 196.52                        | \$                | 196.00                        | \$                 | 209.00                        | COS-Fee | \$                | 209.55                        | Yes    | Partial Or Temporary Occupancy Approval Prior To Final/                                    | 9/22/2018           |         |    |        |    |       |     |  |           |
| <b>Inspections</b>   |                   |                               |                   |                               |                    |                               |         |                   |                               |        |  |                     |         |    |        |    |       |     |  |           |
| 16 Off-Hours Inspection Request  | \$                | 209.66                        | \$                | 209.00                        | \$                 | 223.00                        | COS-Fee | \$                | 223.56                        | Yes    | Per Hour, 2 Hour Minimum @ 1.5/hr/   | 9/22/2018           |         |    |        |    |       |     |  |           |
| 17 Other Inspections   | \$                | 176.52                        | \$                | 176/hour                      | \$                 | 188/hour                      | COS-Fee | \$                | 188.22                        | Yes    | Per Hour Inspections Not Otherwise Specified / One Hour Minimum/                           | 9/22/2018           |         |    |        |    |       |     |  |           |
| 18 Re-Inspection   | \$                | 176.52                        | \$                | 176/hour                      | \$                 | 188/hour                      | COS-Fee | \$                | 188.22                        | Yes    | Per Hour Assessed When Corrections Are Not Completed /                                     | 9/22/2018           |         |    |        |    |       |     |  |           |
| <b>Permit Fees</b>   |                   |                               |                   |                               |                    |                               |         |                   |                               |        |  |                     |         |    |        |    |       |     |  |           |
| 19 Additions of Residential Garages/Carports (438) Building Permit (Non-Residential and Residential Alterations) | \$                | 583.28                        | \$                | 583.00                        | \$                 | 621.00                        | COS-Fee | \$                | 621.95                        | Yes    | Permit & Inspection/   | 9/22/2018           |         |    |        |    |       |     |  |           |
| 20 Building Permit (Non-Residential and Residential Alterations)   | \$                | 97.65                         | \$                | 97.00                         | \$                 | -                             | COS-Fee | \$                | 104.12                        | Yes    | \$1,000.00 To \$2,000.00/  | 9/22/2018           |         |    |        |    |       |     |  |           |
| 21 Building Permit (Non-Residential and Residential Alterations)   | \$                | 97.96                         | \$                | 15.06                         | \$                 | 97.00                         | \$      | 15.00             | \$                            | 104.00 | \$   | 16.00               | COS-Fee | \$ | 104.46 | \$ | 16.06 | Yes | \$2,001.00 To \$25,000.00/Base fee for the first \$2,000 + incremental cost for each addtl \$1,000 or fraction of, to and including \$25,000     | 9/22/2018 |
| 22 Building Permit (Non-Residential and Residential Alterations)   | \$                | 442.41                        | \$                | 10.85                         | \$                 | 442.00                        | \$      | 10.00             | \$                            | 471.00 | \$   | 11.00               | COS-Fee | \$ | 471.74 | \$ | 11.57 | Yes | \$25,001.00 To \$50,000.00 /Base fee for the first \$25,000 + incremental cost for each addtl \$1,000 or fraction of, to and including \$50,000  | 9/22/2018 |
| 23 Building Permit (Non-Residential and Residential Alterations)   | \$                | 716.28                        | \$                | 7.48                          | \$                 | 716.00                        | \$      | 7.00              | \$                            | 763.00 | \$   | 7.00                | COS-Fee | \$ | 763.76 | \$ | 7.97  | Yes | \$50,001.00 To \$100,000.00/Base fee for the first \$50,000 + incremental cost for each addtl \$1,000 or fraction of, to and including \$100,000 | 9/22/2018 |



Exhibit 1 - Revision to the Schedule of Rents, Fines, and Fees (Final)

Resolution Adoption (1st Reading): July 24, 2018

Ordinance Adoption (2nd Reading): Aug 14, 2018

| SERVICE NAME  | A                 |                             | B                 |                             | C                 |                             | D                 |                             | E                     |                   | F  |            | G   |                     | H |  | I |  | J |  | K |  | L |  |
|---|-------------------|-----------------------------|-------------------|-----------------------------|-------------------|-----------------------------|-------------------|-----------------------------|-----------------------|-------------------|--|------------|---|---------------------|---|--|---|--|---|--|---|--|---|--|
|   | 2016 adj          |                             | Current Charges   |                             | Proposed Charges  |                             | 2018 adj          |                             | 2018 CPI Adjustment % |                   | 6.63%  |            | CPI calculation based on LA-Long Beach-Anaheim adjustment from Apr 2016 to Apr 2018 |                     |   |  |   |  |   |  |   |  |   |  |
|   | Total or Base Fee | Incremental (if applicable) | Total or Base Fee | Incremental (if applicable) | Total or Base Fee | Incremental (if applicable) | Total or Base Fee | Incremental (if applicable) | TYPE                  | Total or Base Fee | Incremental (if applicable)  | CPI        | Description / Notes   | Implementation Date |   |  |   |  |   |  |   |  |   |  |
| 24 Building Permit (Non-Residential and Residential Alterations)  | \$ 1,095.49       | \$ 5.79                     | \$ 1,095.00       | \$ 5.00                     | \$ 1,168.00       | \$ 6.00                     | COS-Fee           | \$ 1,168.11                 | \$ 6.18               | Yes               | \$100,001.00 To \$500,000.00/Base fee for the first \$100,000 + incremental cost for each addtl \$1,000 or fraction of, to and including \$500,000             | 9/22/2018  |   |                     |   |  |   |  |   |  |   |  |   |  |
| 25 Building Permit (Non-Residential and Residential Alterations)  | \$ 3,354.93       | \$ 4.93                     | \$ 3,354.00       | \$ 4.00                     | \$ 3,577.00       | \$ 5.00                     | COS-Fee           | \$ 3,577.34                 | \$ 5.26               | Yes               | \$500,001.00 To \$1,000,000.00/Base fee for the first \$500,000 + incremental cost for each addtl \$1,000 or fraction of, to and including \$1,000,000         | 9/22/2018  |   |                     |   |  |   |  |   |  |   |  |   |  |
| 26 Building Permit (Non-Residential and Residential Alterations)  | \$ 5,888.25       | \$ 3.37                     | \$ 5,888.00       | \$ 3.00                     | \$ 6,278.00       | \$ 3.00                     | COS-Fee           | \$ 6,278.59                 | \$ 3.59               | Yes               | \$1,000,001.00 To \$5,000,000.00/Base fee for the first \$1,000,000 + incremental cost for each addtl \$1,000 or fraction of, to and including \$5,000,000     | 9/22/2018  |   |                     |   |  |   |  |   |  |   |  |   |  |
| 27 Building Permit (Non-Residential and Residential Alterations)  | \$ 19,339.57      | \$ 3.37                     | \$ 19,339.00      | \$ 3.00                     | \$ 20,621.00      | \$ 3.00                     | COS-Fee           | \$ 20,621.63                | \$ 3.59               | Yes               | Over \$5,000,000/Base fee for the first \$5,000,000 + incremental cost for each addtl \$5,000 or fraction of   | 9/22/2018  |   |                     |   |  |   |  |   |  |   |  |   |  |
| 28 Demolitions: Multi-Family Structure (646/647)  | \$ 97.45          |                             | \$ 97.00          |                             | \$ 103.00         |                             | COS-Fee           | \$ 103.91                   |                       | Yes               | Permit & Inspection/   | 9/22/2018  |   |                     |   |  |   |  |   |  |   |  |   |  |
| 29 Demolitions: One Family Structure (645)  | \$ 114.72         |                             | \$ 114.00         |                             | \$ 122.00         |                             | COS-Fee           | \$ 122.33                   |                       | Yes               | Permit & Inspection/   | 9/22/2018  |   |                     |   |  |   |  |   |  |   |  |   |  |
| 30 Demolitions: Other Than Structure (648/649)  | \$ 103.65         |                             | \$ 103.00         |                             | \$ 110.00         |                             | COS-Fee           | \$ 110.52                   |                       | Yes               | Permit & Inspection/   | 9/22/2018  |   |                     |   |  |   |  |   |  |   |  |   |  |
| 31 Drainage Permits for Alteration to Drainage  | \$ 293.13         |                             | \$ 293.00         |                             | \$ 312.00         |                             | COS-Fee           | \$ 312.56                   |                       | Yes               | Inspection Of Drainage System/   | 9/22/2018  |   |                     |   |  |   |  |   |  |   |  |   |  |
| 32 Electrical Permit Fees   | \$ 36.02          |                             | \$ 33.00          |                             | \$ 35.00          |                             | COS-Fee           | \$ 38.41                    |                       | Yes               | Issuance of Permit (counter only)/\$35 per M.C. 3.36.030 Exhibit A   | 10/13/2018 |   |                     |   |  |   |  |   |  |   |  |   |  |
| 33 Electrical Permit Fees   | \$ 10.03          |                             | \$ 10.00          |                             | \$ 10.00          |                             | COS-Fee           | \$ 10.70                    |                       | Yes               | Supplemental Permits Issuance, Fee For Each Permit/  | 9/22/2018  |   |                     |   |  |   |  |   |  |   |  |   |  |
| 34 Electrical Unit Permit Fee   | \$ 1.69           |                             | \$ 1.00           |                             | \$ 1.00           |                             | COS-Fee           | \$ 1.81                     |                       | Yes               | Fee For Each Outlets, First 20/  | 9/22/2018  |   |                     |   |  |   |  |   |  |   |  |   |  |
| 35 Electrical Unit Permit Fee   | \$ 1.00           |                             | \$ 1.00           |                             | \$ 1.00           |                             | COS-Fee           | \$ 1.06                     |                       | Yes               | Fee For Each Outlets, After First 20/  | 9/22/2018  |   |                     |   |  |   |  |   |  |   |  |   |  |
| 36 Electrical Unit Permit Fee   | \$ 1.69           |                             | \$ 1.00           |                             | \$ 1.00           |                             | COS-Fee           | \$ 1.81                     |                       | Yes               | Fee For Each Lighting Fixtures, First 20/  | 9/22/2018  |   |                     |   |  |   |  |   |  |   |  |   |  |
| 37 Electrical Unit Permit Fee   | \$ 1.00           |                             | \$ 1.00           |                             | \$ 1.00           |                             | COS-Fee           | \$ 1.06                     |                       | Yes               | Fee For Each Lighting Fixture, After 20/   | 9/22/2018  |   |                     |   |  |   |  |   |  |   |  |   |  |
| 38 Fee For Each Power Apparatus, Rating in horsepower, kilowatts, kilovolt-amperes, or kilovolt-amperes-reactive: | \$ 6.64           |                             | \$ 6.00           |                             | \$ 7.00           |                             | COS-Fee           | \$ 7.08                     |                       | Yes               | Up to and including 1/   | 9/22/2018  |   |                     |   |  |   |  |   |  |   |  |   |  |
| 39 Fee For Each Power Apparatus, Rating in horsepower, kilowatts, kilovolt-amperes, or kilovolt-amperes-reactive: | \$ 16.95          |                             | \$ 16.00          |                             | \$ 18.00          |                             | COS-Fee           | \$ 18.08                    |                       | Yes               | Over 1 and Not Over 10/  | 9/22/2018  |   |                     |   |  |   |  |   |  |   |  |   |  |
| 40 Fee For Each Power Apparatus, Rating in horsepower, kilowatts, kilovolt-amperes, or kilovolt-amperes-reactive: | \$ 34.05          |                             | \$ 34.00          |                             | \$ 36.00          |                             | COS-Fee           | \$ 36.31                    |                       | Yes               | Over 10 and Not Over 50/   | 9/22/2018  |   |                     |   |  |   |  |   |  |   |  |   |  |
| 41 Fee For Each Power Apparatus, Rating in horsepower, kilowatts, kilovolt-amperes, or kilovolt-amperes-reactive: | \$ 66.11          |                             | \$ 66.00          |                             | \$ 70.00          |                             | COS-Fee           | \$ 70.50                    |                       | Yes               | Over 50 and Not Over 100/  | 9/22/2018  |   |                     |   |  |   |  |   |  |   |  |   |  |
| 42 Fee For Each Power Apparatus, Rating in horsepower, kilowatts, kilovolt-amperes, or kilovolt-amperes-reactive: | \$ 100.30         |                             | \$ 100.00         |                             | \$ 106.00         |                             | COS-Fee           | \$ 106.95                   |                       | Yes               | Over 100/  | 9/22/2018  |   |                     |   |  |   |  |   |  |   |  |   |  |
| 43 Fee For Each Power Apparatus, Rating in horsepower, kilowatts, kilovolt-amperes, or kilovolt-amperes-reactive: | \$ 10.03          |                             | \$ 10.00          |                             | \$ 10.00          |                             | COS-Fee           | \$ 10.70                    |                       | Yes               | Fee For Each 100 Feet Or Fraction Thereof Of Bus ways, For Trolley & Plug-in Type Bus ways. Note: Additional Fees For Other Fixtures Connected To The Trolley/ | 9/22/2018  |   |                     |   |  |   |  |   |  |   |  |   |  |
| 44 Fee For Each Power Apparatus, Rating in horsepower, kilowatts, kilovolt-amperes, or kilovolt-amperes-reactive: | \$ 36.02          |                             | \$ 36.00          |                             | \$ 38.00          |                             | COS-Fee           | \$ 38.41                    |                       | Yes               | Fee For Each Sign, Outline Lighting and Marquees supplied from one branch circuit/   | 9/22/2018  |   |                     |   |  |   |  |   |  |   |  |   |  |
| 45 Fee For Each Power Apparatus, Rating in horsepower, kilowatts, kilovolt-amperes, or kilovolt-amperes-reactive: | \$ 41.11          |                             | \$ 41.00          |                             | \$ 43.00          |                             | COS-Fee           | \$ 43.84                    |                       | Yes               | 600 Volts or Less and Not Over 200 Amperes in Rating/  | 9/22/2018  |   |                     |   |  |   |  |   |  |   |  |   |  |
| 46 Fee For Each Power Apparatus, Rating in horsepower, kilowatts, kilovolt-amperes, or kilovolt-amperes-reactive: | \$ 83.35          |                             | \$ 83.00          |                             | \$ 88.00          |                             | COS-Fee           | \$ 88.87                    |                       | Yes               | 600 Volts or Less and Over 200 Amperes to 1,000 Amperes/   | 9/22/2018  |   |                     |   |  |   |  |   |  |   |  |   |  |
| 47 Fee For Each Power Apparatus, Rating in horsepower, kilowatts, kilovolt-amperes, or kilovolt-amperes-reactive: | \$ 165.28         |                             | \$ 165.00         |                             | \$ 176.00         |                             | COS-Fee           | \$ 176.24                   |                       | Yes               | Over 600 Volts or Over 1,000 Amperes in Rating/  | 9/22/2018  |   |                     |   |  |   |  |   |  |   |  |   |  |
| 48 Fee For Each Power Apparatus, Rating in horsepower, kilowatts, kilovolt-amperes, or kilovolt-amperes-reactive: | \$ 25.00          |                             | \$ 25.00          |                             | \$ 26.00          |                             | COS-Fee           | \$ 26.66                    |                       | Yes               | Miscellaneous Apparatus, Conduits and Conductors/  | 9/22/2018  |   |                     |   |  |   |  |   |  |   |  |   |  |
| 49 Fee For Each Power Apparatus, Rating in horsepower, kilowatts, kilovolt-amperes, or kilovolt-amperes-reactive: | \$ 36.02          |                             | \$ 36.00          |                             | \$ 38.00          |                             | COS-Fee           | \$ 38.41                    |                       | Yes               | Special Event, Each Generator, Electrical/   | 9/22/2018  |   |                     |   |  |   |  |   |  |   |  |   |  |
| 50 Fee For Each Power Apparatus, Rating in horsepower, kilowatts, kilovolt-amperes, or kilovolt-amperes-reactive: | \$ 10.03          |                             | \$ 10.00          |                             | \$ 10.00          |                             | COS-Fee           | \$ 10.70                    |                       | Yes               | Special Event Lighting/  | 9/22/2018  |   |                     |   |  |   |  |   |  |   |  |   |  |
| 51 Fee For Each Power Apparatus, Rating in horsepower, kilowatts, kilovolt-amperes, or kilovolt-amperes-reactive: | \$ 36.02          |                             | \$ 36.00          |                             | \$ 38.00          |                             | COS-Fee           | \$ 38.41                    |                       | Yes               | Temporary Power Service/   | 9/22/2018  |   |                     |   |  |   |  |   |  |   |  |   |  |



Exhibit 1 - Revision to the Schedule of Rents, Fines, and Fees (Final)

Resolution Adoption (1st Reading): July 24, 2018

Ordinance Adoption (2nd Reading): Aug 14, 2018

| SERVICE NAME  | A                 |                             | C                 |                             | D                 |                             | E                 |                             | F                     |     | G       | H           |                     | I   | J   | K                   |  | L |
|---|-------------------|-----------------------------|-------------------|-----------------------------|-------------------|-----------------------------|-------------------|-----------------------------|-----------------------|-----|---------|-------------|---------------------|-----|---|---------------------|--|---|
|   | 2016 adj          |                             | Current Charges   |                             | Proposed Charges  |                             | 2018 adj          |                             | 2018 CPI Adjustment % |     |         | 6.63%       |                     |     |   |                     |  |   |
|   | Total or Base Fee | Incremental (if applicable) | Total or Base Fee | Incremental (if applicable) | Total or Base Fee | Incremental (if applicable) | Total or Base Fee | Incremental (if applicable) | Full Cost             | CPI |         |             | Description / Notes |     |   | Implementation Date |  |   |
| 52 Fee For Each Power Apparatus, Rating in horsepower, kilowatts, kilovolt-amperes, or kilovolt-amperes-reactive: | \$ 36.02          |                             | \$ 36.00          |                             | \$ 38.00          |                             |                   |                             |                       |     | COS-Fee | \$ 38.41    |                     | Yes | Fee For Each Temporary Service Pedestal/<br>Fee For Each Temp. Distribution System, Lighting, Outlet, Decorative Site, Temp Receptacles, Switches And Lighting Outlets In Which Current Is Controlled (Except Services, Feeders, Meters)/ | 9/22/2018           |  |   |
| 53 Fee For Each Power Apparatus, Rating in horsepower, kilowatts, kilovolt-amperes, or kilovolt-amperes-reactive: | \$ 18.08          |                             | \$ 18.00          |                             | \$ 19.00          |                             |                   |                             |                       |     | COS-Fee | \$ 19.28    |                     | Yes | Permit & Inspection/  | 9/22/2018           |  |   |
| 54 Fire Sprinkler/Alarms/Misc.  | \$ 225.63         |                             | \$ 225.00         |                             | \$ 240.00         |                             |                   |                             |                       |     | COS-Fee | \$ 240.59   |                     | Yes | Permit & Inspection/  | 9/22/2018           |  |   |
| 55 Grading Bond Fee   | \$ 403.66         |                             | \$ 403.00         |                             | \$ 430.00         |                             |                   |                             |                       |     | COS-Fee | \$ 430.42   |                     | Yes | /   | 9/22/2018           |  |   |
| 56 Grading Permit Fee - Calculated based on cut or fill which ever is greater                                     | \$ 820.81         |                             | \$ 820.00         |                             | \$ 875.00         |                             |                   |                             |                       |     | COS-Fee | \$ 875.22   |                     | Yes | 0-200 Cubic Yards /   | 9/22/2018           |  |   |
| 57 Grading Permit Fee - Calculated based on cut or fill which ever is greater                                     | \$ 840.91         |                             | \$ 840.00         |                             | \$ 896.00         |                             |                   |                             |                       |     | COS-Fee | \$ 896.65   |                     | Yes | 201-300 Cubic Yards /   | 9/22/2018           |  |   |
| 58 Grading Permit Fee - Calculated based on cut or fill which ever is greater                                     | \$ 861.01         |                             | \$ 861.00         |                             | \$ 918.00         |                             |                   |                             |                       |     | COS-Fee | \$ 918.09   |                     | Yes | 301-400 Cubic Yards/  | 9/22/2018           |  |   |
| 59 Grading Permit Fee - Calculated based on cut or fill which ever is greater                                     | \$ 882.23         |                             | \$ 882.00         |                             | \$ 940.00         |                             |                   |                             |                       |     | COS-Fee | \$ 940.71   |                     | Yes | 401-500 Cubic Yards/  | 9/22/2018           |  |   |
| 60 Grading Permit Fee - Calculated based on cut or fill which ever is greater                                     | \$ 921.31         |                             | \$ 921.00         |                             | \$ 982.00         |                             |                   |                             |                       |     | COS-Fee | \$ 982.39   |                     | Yes | 501-600 Cubic Yards/  | 9/22/2018           |  |   |
| 61 Grading Permit Fee - Calculated based on cut or fill which ever is greater                                     | \$ 960.40         |                             | \$ 960.00         |                             | \$ 1,024.00       |                             |                   |                             |                       |     | COS-Fee | \$ 1,024.07 |                     | Yes | 601-700 Cubic Yards/  | 9/22/2018           |  |   |
| 62 Grading Permit Fee - Calculated based on cut or fill which ever is greater                                     | \$ 1,001.72       |                             | \$ 1,001.00       |                             | \$ 1,068.00       |                             |                   |                             |                       |     | COS-Fee | \$ 1,068.13 |                     | Yes | 701-800 Cubic Yards/  | 9/22/2018           |  |   |
| 63 Grading Permit Fee - Calculated based on cut or fill which ever is greater                                     | \$ 1,040.81       |                             | \$ 1,040.00       |                             | \$ 1,109.00       |                             |                   |                             |                       |     | COS-Fee | \$ 1,109.80 |                     | Yes | 801-900 Cubic Yards/  | 9/22/2018           |  |   |
| 64 Grading Permit Fee - Calculated based on cut or fill which ever is greater                                     | \$ 1,079.89       |                             | \$ 1,079.00       |                             | \$ 1,151.00       |                             |                   |                             |                       |     | COS-Fee | \$ 1,151.48 |                     | Yes | 901-1000 Cubic Yards/   | 9/22/2018           |  |   |
| 65 Grading Permit Fee - Calculated based on cut or fill which ever is greater                                     | \$ 1,084.22       | \$ 379.48                   | \$ 1,084.00       | \$ 379.00                   | \$ 1,156.00       | \$ 404.00                   |                   |                             |                       |     | COS-Fee | \$ 1,156.09 | \$ 404.63           | Yes | 1,001-10,000 Cubic Yards/Base fee for the first 1,000 cubic yards + incremental cost for each addtl 1,000 CY or fraction of, to and including 10,000 CY   | 9/22/2018           |  |   |
| 66 Grading Permit Fee - Calculated based on cut or fill which ever is greater                                     | \$ 4,479.99       | \$ 378.94                   | \$ 4,479.00       | \$ 378.00                   | \$ 4,776.00       | \$ 404.00                   |                   |                             |                       |     | COS-Fee | \$ 4,776.97 | \$ 404.07           | Yes | 10,001-100,000 Cubic Yards/Base fee for the first 10,000 cubic yards + incremental cost for each addtl 10,000 CY or fraction of, to and including 100,000 CY  | 9/22/2018           |  |   |
| 67 Grading Permit Fee - Calculated based on cut or fill which ever is greater                                     | \$ 7,979.84       | \$ 368.63                   | \$ 7,979.00       | \$ 368.00                   | \$ 8,508.00       | \$ 393.00                   |                   |                             |                       |     | COS-Fee | \$ 8,508.84 | \$ 393.07           | Yes | 100,001 Cubic Yards or more/Base fee for the first 100,000 cubic yards + incremental cost for each addtl 10,000 CY or fraction of   | 9/22/2018           |  |   |
| 68 Harbor   | \$ 540.03         |                             | \$ 270.00         |                             | \$ 287.00         |                             |                   |                             |                       |     | COS-Fee | \$ 575.83   |                     | Yes | Permit & Inspection/50% Recovery per M.C. 3.36.030 Exhibit A  | 9/22/2018           |  |   |
| 69 Low Voltage System   | \$ 1.69           |                             | \$ 1.00           |                             | \$ 1.00           |                             |                   |                             |                       |     | COS-Fee | \$ 1.81     |                     | Yes | Fee For Each Low Voltage Outlet, First 20'  | 9/22/2018           |  |   |
| 70 Low Voltage System   | \$ 1.00           |                             | \$ 1.00           |                             | \$ 1.06           |                             |                   |                             |                       |     | COS-Fee | \$ 1.06     |                     | Yes | Fee For Each Low Voltage Outlet, After First 20'  | 9/22/2018           |  |   |
| 71 Low Voltage System   | \$ 1.69           |                             | \$ 1.00           |                             | \$ 1.00           |                             |                   |                             |                       |     | COS-Fee | \$ 1.81     |                     | Yes | Fee For Each Pole or Platform-Mounted Lighting Fixtures/  | 9/22/2018           |  |   |
| 72 Low Voltage System   | \$ 1.69           |                             | \$ 1.00           |                             | \$ 1.00           |                             |                   |                             |                       |     | COS-Fee | \$ 1.81     |                     | Yes | Fee For Each Theatrical-type Lighting Fixtures Or Assemblies/<br>Fee For Each Residential Appliance or Receptacle Outlet (New Construction)/  | 9/22/2018           |  |   |
| 73 Low Voltage System   | \$ 6.64           |                             | \$ 6.00           |                             | \$ 7.00           |                             |                   |                             |                       |     | COS-Fee | \$ 7.08     |                     | Yes | Fee For Each Non-Residential Appliances and Self-Contained Factory-Wired, Not exceeding one horsepower /  | 9/22/2018           |  |   |
| 74 Low Voltage System   | \$ 6.64           |                             | \$ 6.00           |                             | \$ 7.00           |                             |                   |                             |                       |     | COS-Fee | \$ 7.08     |                     | Yes | Issuance of Permit (counter only)/  | 9/22/2018           |  |   |
| 75 Mechanical Permit Fees   | \$ 33.49          |                             | \$ 33.00          |                             | \$ 35.00          |                             |                   |                             |                       |     | COS-Fee | \$ 35.71    |                     | Yes | Fee For Each Forced Air or Gravity Type Furnace up to and including 100,000 Btu/h/  | 9/22/2018           |  |   |
| 76 Mechanical Unit Permit Fees  | \$ 18.65          |                             | \$ 18.00          |                             | \$ 19.00          |                             |                   |                             |                       |     | COS-Fee | \$ 19.89    |                     | Yes | Fee For Each Forced Air or Gravity Type Furnace over 100,000 Btu/h/   | 9/22/2018           |  |   |
| 77 Mechanical Unit Permit Fees  | \$ 22.33          |                             | \$ 22.00          |                             | \$ 23.00          |                             |                   |                             |                       |     | COS-Fee | \$ 23.81    |                     | Yes | Fee For Each Floor Furnace, Including Vent/<br>Fee For Each Suspended Heater, Recessed Wall Heater or Floor-Mounted Unit Heater/  | 9/22/2018           |  |   |
| 78 Mechanical Unit Permit Fees  | \$ 18.65          |                             | \$ 18.00          |                             | \$ 19.00          |                             |                   |                             |                       |     | COS-Fee | \$ 19.89    |                     | Yes |   | 9/22/2018           |  |   |
| 79 Mechanical Unit Permit Fees  | \$ 18.65          |                             | \$ 18.00          |                             | \$ 19.00          |                             |                   |                             |                       |     | COS-Fee | \$ 19.89    |                     | Yes |   | 9/22/2018           |  |   |



Exhibit 1 - Revision to the Schedule of Rents, Fines, and Fees (Final)

Resolution Adoption (1st Reading): July 24, 2018

Ordinance Adoption (2nd Reading): Aug 14, 2018

| SERVICE NAME  | A                 | B                           | C                  | D                           | E   | F                           | G       | H                 | I                           | J   | K   | L                   |
|---|-------------------|-----------------------------|--------------------|-----------------------------|---|-----------------------------|---------|-------------------|-----------------------------|-----|---|---------------------|
|   | 2016 adj          | Current Charges             | Proposed Charges   | 2018 adj                    |   | 2018 CPI Adjustment %       |         | 6.63%             |                             |     |   |                     |
|   | Full Cost         | Rounded down                | Fee @ Policy Level | Full Cost                   | CPI calculation based on LA-Long Beach-Anaheim adjustment from Apr 2016 to Apr 2018 |                             |         |                   |                             |     |   |                     |
|   | Total or Base Fee | Incremental (if applicable) | Total or Base Fee  | Incremental (if applicable) | Total or Base Fee   | Incremental (if applicable) | TYPE    | Total or Base Fee | Incremental (if applicable) | CPI | Description / Notes   | Implementation Date |
| 80 Mechanical Unit Permit Fees                        | \$ 9.33           |                             | \$ 9.00            |                             | \$ 9.00   |                             | COS-Fee | \$ 9.95           |                             | Yes | Fee For Each Installation, Relocation, Replacement of Appliance Vent/                     | 9/22/2018           |
| 81 Mechanical Unit Permit Fees                        | \$ 18.65          |                             | \$ 18.00           |                             | \$ 19.00  |                             | COS-Fee | \$ 19.89          |                             | Yes | Fee For Each Repair, Alteration of , Add'n to Heating / Cooling Appliances/               | 9/22/2018           |
| 82 Mechanical Unit Permit Fees                        | \$ 18.65          |                             | \$ 18.00           |                             | \$ 19.00  |                             | COS-Fee | \$ 19.89          |                             | Yes | Fee For Each Boiler or Compressor to and Including 3 HP /                                 | 9/22/2018           |
| 83 Mechanical Unit Permit Fees                        | \$ 18.65          |                             | \$ 18.00           |                             | \$ 19.00  |                             | COS-Fee | \$ 19.89          |                             | Yes | Fee For Each Absorption System to and Including 100,000 Btu/h/                            | 9/22/2018           |
| 84 Mechanical Unit Permit Fees                        | \$ 33.49          |                             | \$ 33.00           |                             | \$ 35.00  |                             | COS-Fee | \$ 35.71          |                             | Yes | Fee For Each Boiler or Compressor Over 3 HP to and including 15 HP/                       | 9/22/2018           |
| 85 Mechanical Unit Permit Fees                        | \$ 33.49          |                             | \$ 33.00           |                             | \$ 35.00  |                             | COS-Fee | \$ 35.71          |                             | Yes | Fee For Each Absorption Sys. Over 100,000 Btu/h & including 500,000 Btu/h/                | 9/22/2018           |
| 86 Mechanical Unit Permit Fees                        | \$ 46.49          |                             | \$ 46.00           |                             | \$ 49.00  |                             | COS-Fee | \$ 49.58          |                             | Yes | Fee For Each Boiler or Compressor Over 15 HP to and including 30 HP/                      | 9/22/2018           |
| 87 Mechanical Unit Permit Fees                        | \$ 46.49          |                             | \$ 46.00           |                             | \$ 49.00  |                             | COS-Fee | \$ 49.58          |                             | Yes | Fee For Each Absorption Sys. Over 500,000 Btu/h & including 1,000,000 Btu/h/              | 9/22/2018           |
| 88 Mechanical Unit Permit Fees                        | \$ 68.30          |                             | \$ 68.00           |                             | \$ 72.00  |                             | COS-Fee | \$ 72.83          |                             | Yes | Fee For Each Boiler or Compressor Over 30 HP to and including 50 HP/                      | 9/22/2018           |
| 89 Mechanical Unit Permit Fees                        | \$ 68.30          |                             | \$ 68.00           |                             | \$ 72.00  |                             | COS-Fee | \$ 72.83          |                             | Yes | Fee For Each Absorption Sys. Over 1,000,000 Btu/h including 1,750,000 Btu/h/              | 9/22/2018           |
| 90 Mechanical Unit Permit Fees                        | \$ 115.59         |                             | \$ 115.00          |                             | \$ 123.00   |                             | COS-Fee | \$ 123.25         |                             | Yes | Fee For Each Boiler or Compressor over 50 HP/   | 9/22/2018           |
| 91 Mechanical Unit Permit Fees                        | \$ 115.59         |                             | \$ 115.00          |                             | \$ 123.00   |                             | COS-Fee | \$ 123.25         |                             | Yes | Fee For Each Absorption System Over 1,750,000 Btu/h/                                      | 9/22/2018           |
| 92 Mechanical Unit Permit Fees                        | \$ 13.00          |                             | \$ 12.00           |                             | \$ 13.00  |                             | COS-Fee | \$ 13.86          |                             | Yes | Fee For Each Air handling Unit To & Including 10,000 Cu Ft/Min Including Attached Ducts / | 9/22/2018           |
| 93 Mechanical Unit Permit Fees                        | \$ 22.33          |                             | \$ 22.00           |                             | \$ 23.00  |                             | COS-Fee | \$ 23.81          |                             | Yes | Fee For Each Air Handling Unit Over 10,000 cfm/   | 9/22/2018           |
| 94 Mechanical Unit Permit Fees                        | \$ 13.00          |                             | \$ 12.00           |                             | \$ 13.00  |                             | COS-Fee | \$ 13.86          |                             | Yes | Fee For Each Evaporative Cooler Other Than Portable Type/                                 | 9/22/2018           |
| 95 Mechanical Unit Permit Fees                        | \$ 9.33           |                             | \$ 9.00            |                             | \$ 9.00   |                             | COS-Fee | \$ 9.95           |                             | Yes | Fee For Each Ventilation Fan Connected to a Single Duct/                                  | 9/22/2018           |
| 96 Mechanical Unit Permit Fees                        | \$ 13.00          |                             | \$ 12.00           |                             | \$ 13.00  |                             | COS-Fee | \$ 13.86          |                             | Yes | Fee For Each Ventilation System Not Connected to Any Other System/                        | 9/22/2018           |
| 97 Mechanical Unit Permit Fees                        | \$ 13.00          |                             | \$ 12.00           |                             | \$ 13.00  |                             | COS-Fee | \$ 13.86          |                             | Yes | Fee For Each Hood Served by Mech Exhaust, Including Ducts/                                | 9/22/2018           |
| 98 Mechanical Unit Permit Fees                        | \$ 22.33          |                             | \$ 22.00           |                             | \$ 23.00  |                             | COS-Fee | \$ 23.81          |                             | Yes | Fee For Each Domestic Type Incinerator/   | 9/22/2018           |
| 99 Mechanical Unit Permit Fees                        | \$ 93.26          |                             | \$ 93.00           |                             | \$ 99.00  |                             | COS-Fee | \$ 99.44          |                             | Yes | Fee For Each Commercial or Industrial Type Incinerator/                                   | 9/22/2018           |
| 100 Mechanical Unit Permit Fees                       | \$ 13.00          |                             | \$ 12.00           |                             | \$ 13.00  |                             | COS-Fee | \$ 13.86          |                             | Yes | Other Equipment or Appliances Not Listed in This Code, Fee For Each/                      | 9/22/2018           |
| 101 Miscellaneous: Fences/Retaining Walls/Sign        | \$ 386.79         |                             | \$ 386.00          |                             | \$ 412.00   |                             | COS-Fee | \$ 412.43         |                             | Yes | Permit & Inspection/  | 9/22/2018           |
| 102 Miscellaneous: Re-roofs                           | \$ 304.03         |                             | \$ 304.00          |                             | \$ 324.00   |                             | COS-Fee | \$ 324.18         |                             | Yes | Permit & Inspection/  | 9/22/2018           |
| 103 One/Two Family Addition (434) (0-250 sq ft)       | \$ 736.08         |                             | \$ 736.00          |                             | \$ 784.00   |                             | COS-Fee | \$ 784.88         |                             | Yes | Permit & Inspection/  | 9/22/2018           |
| 104 One/Two Family Addition (434) (1,001-2,000 sq ft) | \$ 2,649.90       |                             | \$ 2,649.00        |                             | \$ 2,825.00   |                             | COS-Fee | \$ 2,825.57       |                             | Yes | Permit & Inspection/  | 9/22/2018           |
| 105 One/Two Family Addition (434) (2,001-3,000 sq ft) | \$ 3,827.63       |                             | \$ 3,827.00        |                             | \$ 4,081.00   |                             | COS-Fee | \$ 4,081.37       |                             | Yes | Permit & Inspection/  | 9/22/2018           |
| 106 One/Two Family Addition (434) (251-500 sq ft)     | \$ 1,177.73       |                             | \$ 1,177.00        |                             | \$ 1,255.00   |                             | COS-Fee | \$ 1,255.80       |                             | Yes | Permit & Inspection/  | 9/22/2018           |
| 107 One/Two Family Addition (434) (3,001+ sq ft)      | \$ 4,858.14       |                             | \$ 4,858.00        |                             | \$ 5,180.00   |                             | COS-Fee | \$ 5,180.20       |                             | Yes | Permit & Inspection/  | 9/22/2018           |
| 108 One/Two Family Addition (434) (501-1,000 sq ft)   | \$ 1,766.60       |                             | \$ 1,766.00        |                             | \$ 1,883.00   |                             | COS-Fee | \$ 1,883.71       |                             | Yes | Permit & Inspection/  | 9/22/2018           |
| 109 One/Two Family Shoring                            | \$ 520.14         |                             | \$ 520.00          |                             | \$ 554.00   |                             | COS-Fee | \$ 554.62         |                             | Yes | Permit & Inspection/  | 9/22/2018           |



Exhibit 1 - Revision to the Schedule of Rents, Fines, and Fees (Final)

Resolution Adoption (1st Reading): July 24, 2018

Ordinance Adoption (2nd Reading): Aug 14, 2018

| SERVICE NAME   | A                 |                             | B                 |                             | C                 |                             | D       |                   | E                           |     | F  |                     | G |  | H                     |  | I |  | J |  | K     |  | L   |  |
|--|-------------------|-----------------------------|-------------------|-----------------------------|-------------------|-----------------------------|---------|-------------------|-----------------------------|-----|--|---------------------|---|--|-----------------------|--|---|--|---|--|-------|--|---|--|
|  | 2016 adj          |                             | Current Charges   |                             | Proposed Charges  |                             |         |                   |                             |     | 2018 adj   |                     |   |  | 2018 CPI Adjustment % |  |   |  |   |  | 6.63% |  | CPI calculation based on LA-Long Beach-Anaheim adjustment from Apr 2016 to Apr 2018 |  |
|  | Total or Base Fee | Incremental (if applicable) | Total or Base Fee | Incremental (if applicable) | Total or Base Fee | Incremental (if applicable) | TYPE    | Total or Base Fee | Incremental (if applicable) | CPI | Description / Notes  | Implementation Date |   |  |                       |  |   |  |   |  |       |  |   |  |
| 110 One/Two Family Structure (101/103) (0-2,500 sq ft)     | \$ 3,238.76       |                             | \$ 3,238.00       |                             | \$ 3,453.00       |                             | COS-Fee | \$ 3,453.46       |                             | Yes | Permit & Inspection/   | 9/22/2018           |   |  |                       |  |   |  |   |  |       |  |   |  |
| 111 One/Two Family Structure (101/103) (2,501-3,500 sq ft) | \$ 4,563.71       |                             | \$ 4,563.00       |                             | \$ 4,866.00       |                             | COS-Fee | \$ 4,866.25       |                             | Yes | Permit & Inspection/   | 9/22/2018           |   |  |                       |  |   |  |   |  |       |  |   |  |
| 112 One/Two Family Structure (101/103) (3,501-4,500 sq ft) | \$ 5,152.58       |                             | \$ 5,152.00       |                             | \$ 5,494.00       |                             | COS-Fee | \$ 5,494.15       |                             | Yes | Permit & Inspection/   | 9/22/2018           |   |  |                       |  |   |  |   |  |       |  |   |  |
| 113 One/Two Family Structure (101/103) (4,501-5,500 sq ft) | \$ 5,888.66       |                             | \$ 5,888.00       |                             | \$ 6,279.00       |                             | COS-Fee | \$ 6,279.03       |                             | Yes | Permit & Inspection/   | 9/22/2018           |   |  |                       |  |   |  |   |  |       |  |   |  |
| 114 One/Two Family Structure (101/103) (5,501+ sq ft)      | \$ 8,096.91       |                             | \$ 8,096.00       |                             | \$ 8,633.00       |                             | COS-Fee | \$ 8,633.67       |                             | Yes | Permit & Inspection/   | 9/22/2018           |   |  |                       |  |   |  |   |  |       |  |   |  |
| 115 Patios/Decks/Trellis (329)                             | \$ 337.52         |                             | \$ 337.00         |                             | \$ 359.00         |                             | COS-Fee | \$ 359.89         |                             | Yes | Permit & Inspection/   | 9/22/2018           |   |  |                       |  |   |  |   |  |       |  |   |  |
| 116 Plumbing Permit Fees                                   | \$ 35.23          |                             | \$ 33.00          |                             | \$ 35.00          |                             | COS-Fee | \$ 37.56          |                             | Yes | Issuance of Permit (counter only)/\$35 per M.C. 3.36.030 Exhibit A   | 10/13/2018          |   |  |                       |  |   |  |   |  |       |  |   |  |
| 117 Plumbing Permit Fees                                   | \$ 9.81           |                             | \$ 9.00           |                             | \$ 10.00          |                             | COS-Fee | \$ 10.46          |                             | Yes | Supplemental Permits Issuance, Fee For Each Permit/  | 9/22/2018           |   |  |                       |  |   |  |   |  |       |  |   |  |
| 118 Plumbing Permit Unit Fees                              | \$ 13.67          |                             | \$ 13.00          |                             | \$ 14.00          |                             | COS-Fee | \$ 14.58          |                             | Yes | Fee For Each Plumbing Fixture, Trap, Set of Fixtures on One Trap/  | 9/22/2018           |   |  |                       |  |   |  |   |  |       |  |   |  |
| 119 Plumbing Permit Unit Fees                              | \$ 33.30          |                             | \$ 33.00          |                             | \$ 35.00          |                             | COS-Fee | \$ 35.50          |                             | Yes | Fee For Each Building Sewer, Trailer Park Sewer/   | 9/22/2018           |   |  |                       |  |   |  |   |  |       |  |   |  |
| 120 Plumbing Permit Unit Fees                              | \$ 13.67          |                             | \$ 13.00          |                             | \$ 14.00          |                             | COS-Fee | \$ 14.58          |                             | Yes | Fee Per Drain In Rainwater Systems/  | 9/22/2018           |   |  |                       |  |   |  |   |  |       |  |   |  |
| 121 Plumbing Permit Unit Fees                              | \$ 48.90          |                             | \$ 48.00          |                             | \$ 52.00          |                             | COS-Fee | \$ 52.14          |                             | Yes | Fee For Each Cesspool/   | 9/22/2018           |   |  |                       |  |   |  |   |  |       |  |   |  |
| 122 Plumbing Permit Unit Fees                              | \$ 98.08          |                             | \$ 98.00          |                             | \$ 104.00         |                             | COS-Fee | \$ 104.58         |                             | Yes | Fee For Each Private Sewage Disposal System/   | 9/22/2018           |   |  |                       |  |   |  |   |  |       |  |   |  |
| 123 Plumbing Permit Unit Fees                              | \$ 15.61          |                             | \$ 15.00          |                             | \$ 16.00          |                             | COS-Fee | \$ 16.65          |                             | Yes | Fee For Each Water Heater and/or Vent/<br>Fee For Each Industrial Waste Pretreatment Interceptor, Excepting<br>Kitchen Type Grease Inter. Functioning As Fixture Traps / | 9/22/2018           |   |  |                       |  |   |  |   |  |       |  |   |  |
| 124 Plumbing Permit Unit Fees                              | \$ 26.39          |                             | \$ 26.00          |                             | \$ 28.00          |                             | COS-Fee | \$ 28.14          |                             | Yes | Fee For Each Water Piping, Water Treating Equipment/   | 9/22/2018           |   |  |                       |  |   |  |   |  |       |  |   |  |
| 125 Plumbing Permit Unit Fees                              | \$ 6.91           |                             | \$ 6.00           |                             | \$ 7.00           |                             | COS-Fee | \$ 7.36           |                             | Yes | Fee For Each Drainage or Vent Piping Fixture/<br>Fee For Each Lawn Sprinkler System on One Meter, Backflow Protection<br>Dev./   | 9/22/2018           |   |  |                       |  |   |  |   |  |       |  |   |  |
| 126 Plumbing Permit Unit Fees                              | \$ 6.91           |                             | \$ 6.00           |                             | \$ 7.00           |                             | COS-Fee | \$ 7.36           |                             | Yes | 1 To 5 Atmospheric Type Vacuum Breakers/   | 9/22/2018           |   |  |                       |  |   |  |   |  |       |  |   |  |
| 127 Plumbing Permit Unit Fees                              | \$ 19.61          |                             | \$ 19.00          |                             | \$ 20.00          |                             | COS-Fee | \$ 20.91          |                             | Yes | Fee For Each When More than 5 Atmospheric Type Vacuum Breakers,/   | 9/22/2018           |   |  |                       |  |   |  |   |  |       |  |   |  |
| 128 Plumbing Permit Unit Fees                              | \$ 15.61          |                             | \$ 15.00          |                             | \$ 16.00          |                             | COS-Fee | \$ 16.65          |                             | Yes | Fee For Each Other Backflow Protective Device 2 Inches & Smaller/  | 9/22/2018           |   |  |                       |  |   |  |   |  |       |  |   |  |
| 129 Plumbing Permit Unit Fees                              | \$ 3.31           |                             | \$ 3.00           |                             | \$ 3.00           |                             | COS-Fee | \$ 3.53           |                             | Yes | Fee For Each Other Backflow Protective Device Over 2 Inches/   | 9/22/2018           |   |  |                       |  |   |  |   |  |       |  |   |  |
| 130 Plumbing Permit Unit Fees                              | \$ 15.61          |                             | \$ 15.00          |                             | \$ 16.00          |                             | COS-Fee | \$ 16.65          |                             | Yes | Fee For Each Gas Piping System of One to Four Outlets/   | 9/22/2018           |   |  |                       |  |   |  |   |  |       |  |   |  |
| 131 Plumbing Permit Unit Fees                              | \$ 33.30          |                             | \$ 33.00          |                             | \$ 35.00          |                             | COS-Fee | \$ 35.50          |                             | Yes | Fee For Each Outlet Gas Piping System of Five or More Outlets/   | 9/22/2018           |   |  |                       |  |   |  |   |  |       |  |   |  |
| 132 Plumbing Permit Unit Fees                              | \$ 6.91           |                             | \$ 6.00           |                             | \$ 7.00           |                             | COS-Fee | \$ 7.36           |                             | Yes | Permit & Inspection/   | 9/22/2018           |   |  |                       |  |   |  |   |  |       |  |   |  |
| 133 Plumbing Permit Unit Fees                              | \$ 1.52           |                             | \$ 1.00           |                             | \$ 1.00           |                             | COS-Fee | \$ 1.62           |                             | Yes | Plan Review/   | 9/22/2018           |   |  |                       |  |   |  |   |  |       |  |   |  |
| 134 Pools/Spas   | \$ 380.04         |                             | \$ 380.00         |                             | \$ 405.00         |                             | COS-Fee | \$ 405.23         |                             | Yes | Permit & Inspection/   | 9/22/2018           |   |  |                       |  |   |  |   |  |       |  |   |  |
| 135 Solar (434)  | \$ 423.61         |                             | \$ 423.00         |                             | \$ 451.00         |                             | COS-Fee | \$ 451.69         |                             | Yes | Permit & Inspection/   | 9/22/2018           |   |  |                       |  |   |  |   |  |       |  |   |  |
| 136 Supplemental Permits Issuance, Fee For Each Permit     | \$ 9.33           |                             | \$ 9.00           |                             | \$ 9.00           |                             | COS-Fee | \$ 9.95           |                             | Yes | /  | 9/22/2018           |   |  |                       |  |   |  |   |  |       |  |   |  |
| <b>Plan Reviews</b>  |                   |                             |                   |                             |                   |                             |         |                   |                             |     |  |                     |   |  |                       |  |   |  |   |  |       |  |   |  |
| 137 Additions of Residential Garages/Carports (438)        | \$ 615.70         |                             | \$ 615.00         |                             | \$ 656.00         |                             | COS-Fee | \$ 656.52         |                             | Yes | Plan Review/   | 9/22/2018           |   |  |                       |  |   |  |   |  |       |  |   |  |
| 138 Demolitions: Multi-Family Structure (646/647)          | \$ 279.50         |                             | \$ 279.00         |                             | \$ 298.00         |                             | COS-Fee | \$ 298.03         |                             | Yes | Plan Review/   | 9/22/2018           |   |  |                       |  |   |  |   |  |       |  |   |  |

Exhibit 1 - Revision to the Schedule of Rents, Fines, and Fees (Final)

Resolution Adoption (1st Reading): July 24, 2018

Ordinance Adoption (2nd Reading): Aug 14, 2018

| SERVICE NAME  | A  |                             | B  |                             | C  |                             | D                 |                             | E  |                   | F                           |   | G                   |                     | H |  | I |  | J |  | K     |  | L   |  |
|---|--|-----------------------------|--|-----------------------------|--|-----------------------------|-------------------|-----------------------------|--|-------------------|-----------------------------|---|---------------------|---------------------|---|--|---|--|---|--|-------|--|---|--|
|   | 2016 adj                                   |                             | Current Charges                            |                             | Proposed Charges                           |                             | 2018 adj          |                             | 2018 CPI Adjustment %                      |                   |                             |   |                     |                     |   |  |   |  |   |  | 6.63% |  | CPI calculation based on LA-Long Beach-Anaheim adjustment from Apr 2016 to Apr 2018 |  |
|   | Total or Base Fee                          | Incremental (if applicable) | Total or Base Fee                          | Incremental (if applicable) | Total or Base Fee                          | Incremental (if applicable) | Total or Base Fee | Incremental (if applicable) | TYPE                                       | Total or Base Fee | Incremental (if applicable) | CPI   | Description / Notes | Implementation Date |   |  |   |  |   |  |       |  |   |  |
| 139 Demolitions: One Family Structure (645)                     | \$ 283.92                                  |                             | \$ 283.00                                  |                             | \$ 302.00                                  |                             |                   | COS-Fee                     | \$ 302.74                                  |                   | Yes                         | Plan Review/  | 9/22/2018           |                     |   |  |   |  |   |  |       |  |   |  |
| 140 Demolitions: Other Than Structure (648/649)                 | \$ 279.50                                  |                             | \$ 279.00                                  |                             | \$ 298.00                                  |                             |                   | COS-Fee                     | \$ 298.03                                  |                   | Yes                         | Plan Review/  | 9/22/2018           |                     |   |  |   |  |   |  |       |  |   |  |
| 141 Determination of Unreasonable Hardship                      | \$ 304.43                                  |                             | \$ 304.00                                  |                             | \$ 324.00                                  |                             |                   | COS-Fee                     | \$ 324.61                                  |                   | Yes                         | To comply with Disabled Access Requirements/  | 9/22/2018           |                     |   |  |   |  |   |  |       |  |   |  |
| 142 Disabled Access Compliance Review                           | 0.1% of Construction Cost                  |                             | 0.1% of Construction Cost                  |                             | 0.1% of Construction Cost                  |                             |                   | COS-Fee                     | 0.1% of Construction Cost                  |                   | Yes                         | Title 24 compliance review of documents/Minimum \$87. Maximum \$885. CPI adjusted indirectly through referenced fee | 9/22/2018           |                     |   |  |   |  |   |  |       |  |   |  |
| 143 Drainage Plan Review for Alteration to Drainage             | \$ 293.13                                  |                             | \$ 293.00                                  |                             | \$ 312.00                                  |                             |                   | COS-Fee                     | \$ 312.56                                  |                   | Yes                         | Drainage compliance review of documents/  | 9/22/2018           |                     |   |  |   |  |   |  |       |  |   |  |
| 144 Expedite Plan Review  | 1.75 X Regular Plan Review Fees, \$399 min |                             | 1.75 X Regular Plan Review Fees, \$399 min |                             | 1.75 X Regular Plan Review Fees, \$425 min |                             |                   | COS-Fee                     | 1.75 X Regular Plan Review Fees, \$425 min |                   | Yes                         | Request To Expedite Plan Check and Work Overtime/   | 9/22/2018           |                     |   |  |   |  |   |  |       |  |   |  |
| 145 Fire Sprinkler/Alarms/Misc.                                 | \$ 190.36                                  |                             | \$ 190.00                                  |                             | \$ 202.00                                  |                             |                   | COS-Fee                     | \$ 202.98                                  |                   | Yes                         | Plan Review/  | 9/22/2018           |                     |   |  |   |  |   |  |       |  |   |  |
| 146 Harbor Construction Plan Review                             | \$ 567.26                                  |                             | \$ 283.00                                  |                             | \$ 302.00                                  |                             |                   | COS-Fee                     | \$ 604.86                                  |                   | Yes                         | Code Compliance Review/50% Recovery per M.C. 3.36.030   | 9/22/2018           |                     |   |  |   |  |   |  |       |  |   |  |
| 147 Miscellaneous: Fences/Retaining Walls/Sign                  | \$ 380.72                                  |                             | \$ 380.00                                  |                             | \$ 405.00                                  |                             |                   | COS-Fee                     | \$ 405.96                                  |                   | Yes                         | Plan Review/  | 9/22/2018           |                     |   |  |   |  |   |  |       |  |   |  |
| 148 Miscellaneous: Re-roofs                                     | \$ 146.09                                  |                             | \$ 146.00                                  |                             | \$ 155.00                                  |                             |                   | COS-Fee                     | \$ 155.77                                  |                   | Yes                         | Plan Review/  | 9/22/2018           |                     |   |  |   |  |   |  |       |  |   |  |
| 149 One/Two Family Addition (434) (0-250 sq ft)                 | \$ 719.89                                  |                             | \$ 719.00                                  |                             | \$ 767.00                                  |                             |                   | COS-Fee                     | \$ 767.61                                  |                   | Yes                         | Plan Review/  | 9/22/2018           |                     |   |  |   |  |   |  |       |  |   |  |
| 150 One/Two Family Addition (434) (1,001-2,000 sq ft)           | \$ 2,048.04                                |                             | \$ 2,048.00                                |                             | \$ 2,183.00                                |                             |                   | COS-Fee                     | \$ 2,183.81                                |                   | Yes                         | Plan Review/  | 9/22/2018           |                     |   |  |   |  |   |  |       |  |   |  |
| 151 One/Two Family Addition (434) (2,001-3,000 sq ft)           | \$ 3,091.60                                |                             | \$ 3,091.00                                |                             | \$ 3,296.00                                |                             |                   | COS-Fee                     | \$ 3,296.55                                |                   | Yes                         | Plan Review/  | 9/22/2018           |                     |   |  |   |  |   |  |       |  |   |  |
| 152 One/Two Family Addition (434) (251-500 sq ft)               | \$ 1,004.49                                |                             | \$ 1,004.00                                |                             | \$ 1,071.00                                |                             |                   | COS-Fee                     | \$ 1,071.08                                |                   | Yes                         | Plan Review/  | 9/22/2018           |                     |   |  |   |  |   |  |       |  |   |  |
| 153 One/Two Family Addition (434) (3,001+ sq ft)                | \$ 3,850.54                                |                             | \$ 3,850.00                                |                             | \$ 4,105.00                                |                             |                   | COS-Fee                     | \$ 4,105.80                                |                   | Yes                         | Plan Review/  | 9/22/2018           |                     |   |  |   |  |   |  |       |  |   |  |
| 154 One/Two Family Addition (434) (501-1,000 sq ft)             | \$ 1,383.97                                |                             | \$ 1,383.00                                |                             | \$ 1,475.00                                |                             |                   | COS-Fee                     | \$ 1,475.72                                |                   | Yes                         | Plan Review/  | 9/22/2018           |                     |   |  |   |  |   |  |       |  |   |  |
| 155 One/Two Family Shoring                                      | \$ 860.62                                  |                             | \$ 860.00                                  |                             | \$ 917.00                                  |                             |                   | COS-Fee                     | \$ 917.67                                  |                   | Yes                         | Plan Review/  | 9/22/2018           |                     |   |  |   |  |   |  |       |  |   |  |
| 156 One/Two Family Structure (101/103) (0-2,500 sq ft)          | \$ 2,858.33                                |                             | \$ 2,858.00                                |                             | \$ 3,047.00                                |                             |                   | COS-Fee                     | \$ 3,047.81                                |                   | Yes                         | Plan Review/  | 9/22/2018           |                     |   |  |   |  |   |  |       |  |   |  |
| 157 One/Two Family Structure (101/103) (2,501-3,500 sq ft)      | \$ 3,237.81                                |                             | \$ 3,237.00                                |                             | \$ 3,452.00                                |                             |                   | COS-Fee                     | \$ 3,452.45                                |                   | Yes                         | Plan Review/  | 9/22/2018           |                     |   |  |   |  |   |  |       |  |   |  |
| 158 One/Two Family Structure (101/103) (3,501-4,500 sq ft)      | \$ 4,186.49                                |                             | \$ 4,186.00                                |                             | \$ 4,464.00                                |                             |                   | COS-Fee                     | \$ 4,464.02                                |                   | Yes                         | Plan Review/  | 9/22/2018           |                     |   |  |   |  |   |  |       |  |   |  |
| 159 One/Two Family Structure (101/103) (4,501-5,500 sq ft)      | \$ 5,135.17                                |                             | \$ 5,135.00                                |                             | \$ 5,475.00                                |                             |                   | COS-Fee                     | \$ 5,475.59                                |                   | Yes                         | Plan Review/  | 9/22/2018           |                     |   |  |   |  |   |  |       |  |   |  |
| 160 One/Two Family Structure (101/103) (5,501+ sq ft)           | \$ 6,083.85                                |                             | \$ 6,083.00                                |                             | \$ 6,487.00                                |                             |                   | COS-Fee                     | \$ 6,487.16                                |                   | Yes                         | Plan Review/  | 9/22/2018           |                     |   |  |   |  |   |  |       |  |   |  |
| 161 Patios/Decks/Trellis (329)                                  | \$ 282.87                                  |                             | \$ 282.00                                  |                             | \$ 301.00                                  |                             |                   | COS-Fee                     | \$ 301.62                                  |                   | Yes                         | Plan Review/  | 9/22/2018           |                     |   |  |   |  |   |  |       |  |   |  |
| 162 Plan Check Extension  | \$ 57.39                                   |                             | \$ 57.00                                   |                             | \$ 61.00                                   |                             |                   | COS-Fee                     | \$ 61.20                                   |                   | Yes                         | Request To Extend Plan Check/   | 9/22/2018           |                     |   |  |   |  |   |  |       |  |   |  |
| 163 Plan Check Hourly Rate                                      | \$ 233.04                                  |                             | \$233/hour                                 |                             | \$248/hour                                 |                             |                   | COS-Fee                     | \$ 248.49                                  |                   | Yes                         | Fee per Hour/   | 9/22/2018           |                     |   |  |   |  |   |  |       |  |   |  |
| 164 Pools/Spas  | \$ 338.65                                  |                             | \$ 338.00                                  |                             | \$ 361.00                                  |                             |                   | COS-Fee                     | \$ 361.10                                  |                   | Yes                         | Plan Review/  | 9/22/2018           |                     |   |  |   |  |   |  |       |  |   |  |
| 165 Solar (434)   | \$ 343.57                                  |                             | \$ 343.00                                  |                             | \$ 366.00                                  |                             |                   | COS-Fee                     | \$ 366.35                                  |                   | Yes                         | Plan Review/  | 9/22/2018           |                     |   |  |   |  |   |  |       |  |   |  |
| 166 Waste Management Administration Fee                         | \$ 24.43                                   |                             | \$ 24.00                                   |                             | \$ 26.00                                   |                             |                   | COS-Fee                     | \$ 26.05                                   |                   | Yes                         | Administration Fee Demolition/  | 9/22/2018           |                     |   |  |   |  |   |  |       |  |   |  |
| 167 Water Quality Management Inspections (Commercial Projects)  | \$ 296.91                                  |                             | \$ 296.00                                  |                             | \$ 316.00                                  |                             |                   | COS-Fee                     | \$ 316.59                                  |                   | Yes                         | Code Compliance Review/Inspections/   | 9/22/2018           |                     |   |  |   |  |   |  |       |  |   |  |
| 168 Water Quality Management Inspections (Residential Projects) | \$ 252.78                                  |                             | \$ 252.00                                  |                             | \$ 269.00                                  |                             |                   | COS-Fee                     | \$ 269.54                                  |                   | Yes                         | Code Compliance Review/Inspections/   | 9/22/2018           |                     |   |  |   |  |   |  |       |  |   |  |



Exhibit 1 - Revision to the Schedule of Rents, Fines, and Fees (Final)

Resolution Adoption (1st Reading): July 24, 2018

Ordinance Adoption (2nd Reading): Aug 14, 2018

| SERVICE NAME                            | A  |                             | B                 |                             | C                 |                             | D    |                   | E                           |     | F                   |  | G         |  | H |  | I |  | J                     |  | K     |  | L |
|---|--|-----------------------------|-------------------|-----------------------------|-------------------|-----------------------------|------|-------------------|-----------------------------|-----|---------------------|--|-----------|--|---|--|---|--|-----------------------|--|-------|--|---|
|   | 2016 adj   |                             | Current Charges   |                             | Proposed Charges  |                             |      |                   |                             |     |                     |  | 2018 adj  |  |   |  |   |  | 2018 CPI Adjustment % |  | 6.63% |  |   |
|   | Total or Base Fee                                | Incremental (if applicable) | Total or Base Fee | Incremental (if applicable) | Total or Base Fee | Incremental (if applicable) | TYPE | Total or Base Fee | Incremental (if applicable) | CPI | Description / Notes | Implementation Date  |           |  |   |  |   |  |                       |  |       |  |   |
| <b>COMMUNITY DEVELOPMENT - PLANNING</b> |  |                             |                   |                             |                   |                             |      |                   |                             |     |                     |  |           |  |   |  |   |  |                       |  |       |  |   |
| 169                                     | Amendments - General Plan                        | \$ 198.98                   |                   | \$198/hour                  |                   | \$212/hour                  |      | COS-Fee           | \$ 212.18                   |     | Yes                 | Application - per hour (Deposit Account)/  | 9/22/2018 |  |   |  |   |  |                       |  |       |  |   |
| 170                                     | Amendments - Local Coastal Program               | \$ 198.98                   |                   | \$198/hour                  |                   | \$212/hour                  |      | COS-Fee           | \$ 212.18                   |     | Yes                 | Application - per hour (Deposit Account)/  | 9/22/2018 |  |   |  |   |  |                       |  |       |  |   |
| 171                                     | Amendments - Planned Community                   | \$ 198.98                   |                   | \$198/hour                  |                   | \$212/hour                  |      | COS-Fee           | \$ 212.18                   |     | Yes                 | Application - per hour (Deposit Account)/  | 9/22/2018 |  |   |  |   |  |                       |  |       |  |   |
| 172                                     | Amendments - Zoning Code/Specific Plan           | \$ 198.98                   |                   | \$198/hour                  |                   | \$212/hour                  |      | COS-Fee           | \$ 212.18                   |     | Yes                 | Application - per hour (Deposit Account)/  | 9/22/2018 |  |   |  |   |  |                       |  |       |  |   |
| 173                                     | Appeals  | \$ 3,072.97                 |                   | \$ 1,536.00                 |                   | \$ 1,637.00                 |      | COS-Fee           | \$ 3,276.68                 |     | Yes                 | City Council/50% Recovery per M.C. 3.36.030 Exhibit A  | 9/22/2018 |  |   |  |   |  |                       |  |       |  |   |
| 174                                     | Appeals  | \$ 3,072.97                 |                   | \$ 1,536.00                 |                   | \$ 1,637.00                 |      | COS-Fee           | \$ 3,276.68                 |     | Yes                 | Planning Commission/50% Recovery per M.C. 3.36.030 Exhibit A                                 | 9/22/2018 |  |   |  |   |  |                       |  |       |  |   |
| 175                                     | Approval in Concept                              | \$ 710.51                   |                   | \$ 710.00                   |                   | \$ 757.00                   |      | COS-Fee           | \$ 757.61                   |     | Yes                 | Application/   | 9/22/2018 |  |   |  |   |  |                       |  |       |  |   |
| 176                                     | Banner Permit                                    | \$ 41.46                    |                   | \$ 41.00                    |                   | \$ 44.00                    |      | COS-Fee           | \$ 44.21                    |     | Yes                 | Application/   | 9/22/2018 |  |   |  |   |  |                       |  |       |  |   |
| 177                                     | Certificate of Compliance - Subdivision Code     | \$ 298.99                   |                   | \$ 298.00                   |                   | \$ 318.00                   |      | COS-Fee           | \$ 318.81                   |     | Yes                 | Application/   | 9/22/2018 |  |   |  |   |  |                       |  |       |  |   |
| 178                                     | Coastal Development Permit (CDP)                 | \$ 198.98                   |                   | \$198/hour                  |                   | \$212/hour                  |      | COS-Fee           | \$ 212.17                   |     | Yes                 | Application - per hour (Deposit Account)/Used when multiple permits are needed for a project | 9/22/2018 |  |   |  |   |  |                       |  |       |  |   |
| 179                                     | Coastal Development Permit (CDP) - Stand Alone   | \$ 198.98                   |                   | \$198/hour                  |                   | \$ 2,129.00                 |      | COS-Fee           | \$ 2,129.80                 |     | Yes                 | /New flat fee 2018, Used when only a CDP is needed for a project                             | 9/22/2018 |  |   |  |   |  |                       |  |       |  |   |
| 180                                     | Coastal Development Permit (CDP) Waiver          | \$ 910.04                   |                   | \$ 910.00                   |                   | \$ 970.00                   |      | COS-Fee           | \$ 970.37                   |     | Yes                 | Application/Waiver for De Minimis Development  | 9/22/2018 |  |   |  |   |  |                       |  |       |  |   |
| 181                                     | Compliance Letters / Minor Records Research      | \$ 349.27                   |                   | \$ 349.00                   |                   | \$ 372.00                   |      | COS-Fee           | \$ 372.42                   |     | Yes                 | Application/   | 9/22/2018 |  |   |  |   |  |                       |  |       |  |   |
| 182                                     | Comprehensive Sign/ Heritage / Innovative Permit | \$ 1,592.45                 |                   | \$ 1,592.00                 |                   | \$ 1,698.00                 |      | COS-Fee           | \$ 1,698.02                 |     | Yes                 | Application /  | 9/22/2018 |  |   |  |   |  |                       |  |       |  |   |
| 183                                     | Condominium Conversion Permit                    | \$ 1,198.25                 |                   | \$ 1,198.00                 |                   | \$ 1,277.00                 |      | COS-Fee           | \$ 1,277.68                 |     | Yes                 | Application/   | 9/22/2018 |  |   |  |   |  |                       |  |       |  |   |
| 184                                     | Development Agreement Adoption                   | \$ 198.98                   |                   | \$198/hour                  |                   | \$212/hour                  |      | COS-Fee           | \$ 212.18                   |     | Yes                 | Application - per hour (Deposit Account)/  | 9/22/2018 |  |   |  |   |  |                       |  |       |  |   |
| 185                                     | Development Agreement Annual Review              | \$ 1,177.18                 |                   | \$ 1,177.00                 |                   | \$ 1,255.00                 |      | COS-Fee           | \$ 1,255.22                 |     | Yes                 | Application/   | 9/22/2018 |  |   |  |   |  |                       |  |       |  |   |
| 186                                     | Development Plan - Planned Community             | \$ 198.98                   |                   | \$198/hour                  |                   | \$212/hour                  |      | COS-Fee           | \$ 212.18                   |     | Yes                 | Application - per hour (Deposit Account)/  | 9/22/2018 |  |   |  |   |  |                       |  |       |  |   |
| 187                                     | Director / Staff Approval                        | \$ 910.04                   |                   | \$ 910.00                   |                   | \$ 970.00                   |      | COS-Fee           | \$ 970.37                   |     | Yes                 | Application/   | 9/22/2018 |  |   |  |   |  |                       |  |       |  |   |
| 188                                     | Extension of Time - Subdivision Code             | \$ 140.25                   |                   | \$ 140.00                   |                   | \$ 149.00                   |      | COS-Fee           | \$ 149.55                   |     | Yes                 | Application/   | 9/22/2018 |  |   |  |   |  |                       |  |       |  |   |
| 189                                     | Extension of Time - ZC (except Abatement Period) | \$ 140.25                   |                   | \$ 140.00                   |                   | \$ 149.00                   |      | COS-Fee           | \$ 149.55                   |     | Yes                 | Application/   | 9/22/2018 |  |   |  |   |  |                       |  |       |  |   |
| 190                                     | Limited Term Permits - less than 90 days         | \$ 498.11                   |                   | \$ 498.00                   |                   | \$ 531.00                   |      | COS-Fee           | \$ 531.13                   |     | Yes                 | Application/   | 9/22/2018 |  |   |  |   |  |                       |  |       |  |   |
| 191                                     | Limited Term Permits - more than 90 days         | \$ 1,634.89                 |                   | \$ 1,634.00                 |                   | \$ 1,743.00                 |      | COS-Fee           | \$ 1,743.27                 |     | Yes                 | Application/   | 9/22/2018 |  |   |  |   |  |                       |  |       |  |   |
| 192                                     | Limited Term Permits - seasonal sales            | \$ 224.47                   |                   | \$ 224.00                   |                   | \$ 239.00                   |      | COS-Fee           | \$ 239.35                   |     | Yes                 | Application/   | 9/22/2018 |  |   |  |   |  |                       |  |       |  |   |
| 193                                     | Lot Line Adjustment                              | \$ 1,692.95                 |                   | \$ 1,692.00                 |                   | \$ 1,805.00                 |      | COS-Fee           | \$ 1,805.18                 |     | Yes                 | Application/   | 9/22/2018 |  |   |  |   |  |                       |  |       |  |   |
| 194                                     | Lot Merger                                       | \$ 1,692.95                 |                   | \$ 1,692.00                 |                   | \$ 1,805.00                 |      | COS-Fee           | \$ 1,805.18                 |     | Yes                 | Application/   | 9/22/2018 |  |   |  |   |  |                       |  |       |  |   |
| 195                                     | Modification Permit                              | \$ 2,467.56                 |                   | \$ 2,467.00                 |                   | \$ 2,631.00                 |      | COS-Fee           | \$ 2,631.13                 |     | Yes                 | Application/   | 9/22/2018 |  |   |  |   |  |                       |  |       |  |   |
| 196                                     | Non-Conforming Abatement Period Extension        | \$ 490.49                   |                   | \$ 490.00                   |                   | \$ 523.00                   |      | COS-Fee           | \$ 523.01                   |     | Yes                 | Application/   | 9/22/2018 |  |   |  |   |  |                       |  |       |  |   |
| 197                                     | Operators License Appeal                         | \$ 710.09                   |                   | \$ 710.00                   |                   | \$ 757.00                   |      | COS-Fee           | \$ 757.17                   |     | Yes                 | Application/   | 9/22/2018 |  |   |  |   |  |                       |  |       |  |   |



Exhibit 1 - Revision to the Schedule of Rents, Fines, and Fees (Final)

Resolution Adoption (1st Reading): July 24, 2018

Ordinance Adoption (2nd Reading): Aug 14, 2018

| SERVICE NAME  | A                 |                             | B                 |                             | C                 |                             | D        |                   | E                           |     | F   |                     | G   |  | H |  | I |  | J |  | K |  | L |  |
|---|-------------------|-----------------------------|-------------------|-----------------------------|-------------------|-----------------------------|----------|-------------------|-----------------------------|-----|---|---------------------|---|--|---|--|---|--|---|--|---|--|---|--|
|   | 2016 adj          |                             | Current Charges   |                             | Proposed Charges  |                             | 2018 adj |                   | 2018 CPI Adjustment %       |     | 6.63%   |                     | CPI calculation based on LA-Long Beach-Anaheim adjustment from Apr 2016 to Apr 2018 |  |   |  |   |  |   |  |   |  |   |  |
|   | Total or Base Fee | Incremental (if applicable) | Total or Base Fee | Incremental (if applicable) | Total or Base Fee | Incremental (if applicable) | TYPE     | Total or Base Fee | Incremental (if applicable) | CPI | Description / Notes   | Implementation Date |   |  |   |  |   |  |   |  |   |  |   |  |
| 198 Operators License Application                                   | \$ 764.79         |                             | \$ 764.00         |                             | \$ 815.00         |                             | COS-Fee  | \$ 815.49         |                             | Yes | Application/  | 9/22/2018           |   |  |   |  |   |  |   |  |   |  |   |  |
| 199 Planned Development Permit                                      | \$ 4,344.80       |                             | \$ 4,344.00       |                             | \$ 4,632.00       |                             | COS-Fee  | \$ 4,632.83       |                             | Yes | Application /   | 9/22/2018           |   |  |   |  |   |  |   |  |   |  |   |  |
| 200 Reasonable Accommodation  | \$ 2,467.20       |                             | \$ -              |                             | \$ -              |                             | COS-Fee  | \$ 2,630.76       |                             | Yes | Application/0% Recovery per M.C. 3.36.030 Exhibit A and M.C. 20.52.070 Section C 2b                 | 9/22/2018           |   |  |   |  |   |  |   |  |   |  |   |  |
| 201 Site Development Review - Planning Commission                   | \$ 4,344.80       |                             | \$ 4,344.00       |                             | \$ 4,632.00       |                             | COS-Fee  | \$ 4,632.83       |                             | Yes | Application/  | 9/22/2018           |   |  |   |  |   |  |   |  |   |  |   |  |
| 202 Site Development Review - Zoning Administrator                  | \$ 2,467.21       |                             | \$ 2,467.00       |                             | \$ 2,630.00       |                             | COS-Fee  | \$ 2,630.76       |                             | Yes | Application/  | 9/22/2018           |   |  |   |  |   |  |   |  |   |  |   |  |
| 203 Subdivisions - Parcel Map                                       | \$ 1,712.58       |                             | \$ 1,712.00       |                             | \$ 1,826.00       |                             | COS-Fee  | \$ 1,826.11       |                             | Yes | Application/  | 9/22/2018           |   |  |   |  |   |  |   |  |   |  |   |  |
| 204 Subdivisions - Tentative Tract Map                              | \$ 4,280.59       |                             | \$ 4,280.00       |                             | \$ 4,564.00       |                             | COS-Fee  | \$ 4,564.36       |                             | Yes | Application/  | 9/22/2018           |   |  |   |  |   |  |   |  |   |  |   |  |
| 205 Subdivisions - Vesting Tentative Map                            | \$ 4,280.59       |                             | \$ 4,280.00       |                             | \$ 4,564.00       |                             | COS-Fee  | \$ 4,564.36       |                             | Yes | Application/  | 9/22/2018           |   |  |   |  |   |  |   |  |   |  |   |  |
| 206 Transfer of Development Rights                                  | \$ 3,014.20       |                             | \$ 3,014.00       |                             | \$ 3,214.00       |                             | COS-Fee  | \$ 3,214.02       |                             | Yes | Application /   | 9/22/2018           |   |  |   |  |   |  |   |  |   |  |   |  |
| 207 Use Permit (Conditional) - Planning Commission                  | \$ 4,384.22       |                             | \$ 4,384.00       |                             | \$ 4,674.00       |                             | COS-Fee  | \$ 4,674.86       |                             | Yes | Application/  | 9/22/2018           |   |  |   |  |   |  |   |  |   |  |   |  |
| 208 Use Permit (Minor) - Zoning Administrator                       | \$ 2,468.02       |                             | \$ 2,468.00       |                             | \$ 2,631.00       |                             | COS-Fee  | \$ 2,631.63       |                             | Yes | Application/  | 9/22/2018           |   |  |   |  |   |  |   |  |   |  |   |  |
| 209 Variance  | \$ 3,638.50       |                             | \$ 3,638.00       |                             | \$ 3,879.00       |                             | COS-Fee  | \$ 3,879.70       |                             | Yes | Application /   | 9/22/2018           |   |  |   |  |   |  |   |  |   |  |   |  |
| 210 Zoning Plan Check (Non-Residential and Residential Alterations) | \$ 150.68         |                             | \$150/hour        |                             | \$160/hour        |                             | COS-Fee  | \$ 160.67         |                             | Yes | Application - per hour/   | 9/22/2018           |   |  |   |  |   |  |   |  |   |  |   |  |
| <b>FINANCE</b>  |                   |                             |                   |                             |                   |                             |          |                   |                             |     |   |                     |   |  |   |  |   |  |   |  |   |  |   |  |
| <b>Revenue</b>  |                   |                             |                   |                             |                   |                             |          |                   |                             |     |   |                     |   |  |   |  |   |  |   |  |   |  |   |  |
| 211 Adult Oriented Business Permits                                 | \$ 1,023.67       |                             | \$ 1,023.00       |                             | \$ 1,091.00       |                             | COS-Fee  | \$ 1,091.53       |                             | Yes | Permit/   | 7/24/2018           |   |  |   |  |   |  |   |  |   |  |   |  |
| 212 Business License - change in information                        | \$ 22.40          |                             | \$ 22.00          |                             | \$ 23.00          |                             | COS-Fee  | \$ 23.88          |                             | Yes | /   | 7/24/2018           |   |  |   |  |   |  |   |  |   |  |   |  |
| 213 Business License - duplicate                                    | \$ 10.65          |                             | \$ 10.00          |                             | \$ 11.00          |                             | COS-Fee  | \$ 11.36          |                             | Yes | Reprint Certificate/  | 7/24/2018           |   |  |   |  |   |  |   |  |   |  |   |  |
| 214 Business License Initial Application                            | \$ 56.08          |                             | \$ 56.00          |                             | \$ 59.00          |                             | COS-Fee  | \$ 59.80          |                             | Yes | Application Processing Fee/   | 7/24/2018           |   |  |   |  |   |  |   |  |   |  |   |  |
| 215 Dance Permit  | \$ 154.98         |                             | \$ 154.00         |                             | \$ 165.00         |                             | COS-Fee  | \$ 165.25         |                             | Yes | Permit/   | 7/24/2018           |   |  |   |  |   |  |   |  |   |  |   |  |
| 216 Delinquent TOT payment  | \$ 49.17          |                             | \$ 49.00          |                             | \$ 52.00          |                             | COS-Fee  | \$ 52.43          |                             | Yes | /   | 7/24/2018           |   |  |   |  |   |  |   |  |   |  |   |  |
| 217 Dog License Tag Replacement                                     | \$ 6.41           |                             | \$ 6.00           |                             | \$ 6.00           |                             | COS-Fee  | \$ 6.83           |                             | Yes | Tag Replacement/Service is provided by a vendor.  | 7/24/2018           |   |  |   |  |   |  |   |  |   |  |   |  |
| 218 Dog License Unaltered   | \$ 40.34          |                             | \$ 40.00          |                             | \$ 43.00          |                             | COS-Fee  | \$ 43.01          |                             | Yes | Per Year/Service is provided by a vendor.   | 7/24/2018           |   |  |   |  |   |  |   |  |   |  |   |  |
| 219 Dog License-Sterilized  | \$ 40.34          |                             | \$ 20.00          |                             | \$ 21.50          |                             | COS-Fee  | \$ 43.01          |                             | Yes | Per Year/Service is provided by a vendor. 50% Recovery per Food and Agricultural Code 30804.5       | 7/24/2018           |   |  |   |  |   |  |   |  |   |  |   |  |
| 220 Escort Service Per Employee                                     | \$ 456.24         |                             | \$ 456.00         |                             | \$ 486.00         |                             | COS-Fee  | \$ 486.49         |                             | Yes | Escort Employee/  | 7/24/2018           |   |  |   |  |   |  |   |  |   |  |   |  |
| 221 Escort Service Permit   | \$ 887.80         |                             | \$ 887.00         |                             | \$ 946.00         |                             | COS-Fee  | \$ 946.65         |                             | Yes | Permit To Conduct Escort Services/  | 7/24/2018           |   |  |   |  |   |  |   |  |   |  |   |  |
| 222 Film Production Application -Without Film Liaison               | \$ 260.50         |                             | \$ 260.00         |                             | \$ 277.00         |                             | COS-Fee  | \$ 277.77         |                             | Yes | /   | 7/24/2018           |   |  |   |  |   |  |   |  |   |  |   |  |
| 223 Fire Arms Sales Permit  | \$ 104.24         |                             | \$ 104.00         |                             | \$ 111.00         |                             | COS-Fee  | \$ 111.15         |                             | Yes | Permit For Retail Sales/  | 7/24/2018           |   |  |   |  |   |  |   |  |   |  |   |  |
| 224 Live Entertainment Permit                                       | \$ 154.98         |                             | \$ 154.00         |                             | \$ 165.00         |                             | COS-Fee  | \$ 165.25         |                             | Yes | Permit/   | 7/24/2018           |   |  |   |  |   |  |   |  |   |  |   |  |
| 225 Parking Permit Replacement Fee                                  | \$ 10.00          |                             | \$ 10.00          |                             | \$ 10.00          |                             | COS-Fee  | \$ 10.66          |                             | Yes | /Was not on previous Schedule, but this is not a new fee. To be studied after new contract in place | 7/24/2018           |   |  |   |  |   |  |   |  |   |  |   |  |

Exhibit 1 - Revision to the Schedule of Rents, Fines, and Fees (Final)

Resolution Adoption (1st Reading): July 24, 2018

Ordinance Adoption (2nd Reading): Aug 14, 2018

|  | A                 |                             | B                 |                             | C                             |                             | D       |                   | E                           |          | F  |                     | G |  | H |  | I                     |  | J |  | K     |  | L   |  |
|--|-------------------|-----------------------------|-------------------|-----------------------------|-------------------------------|-----------------------------|---------|-------------------|-----------------------------|----------|--|---------------------|---|--|---|--|-----------------------|--|---|--|-------|--|---|--|
|  | 2016 adj          |                             | Current Charges   |                             | Proposed Charges              |                             |         |                   |                             |          | 2018 adj   |                     |   |  |   |  | 2018 CPI Adjustment % |  |   |  | 6.63% |  | CPI calculation based on LA-Long Beach-Anaheim adjustment from Apr 2016 to Apr 2018 |  |
|  | Full Cost         |                             | Rounded down      |                             | Fee @ Policy Level            |                             |         |                   |                             |          | Full Cost  |                     |   |  |   |  |                       |  |   |  |       |  |   |  |
| SERVICE NAME   | Total or Base Fee | Incremental (if applicable) | Total or Base Fee | Incremental (if applicable) | Total or Base Fee             | Incremental (if applicable) | TYPE    | Total or Base Fee | Incremental (if applicable) | CPI      | Description / Notes  | Implementation Date |   |  |   |  |                       |  |   |  |       |  |   |  |
| 226 Payment Plan (except Parking)                      |                   |                             | \$ -              |                             | \$ 25.00                      |                             | COS-Fee | \$ 80.00          |                             | Yes      | /New Fee 2018 \$25 Recovery per M.C. 3.36.030 Exhibit A  | 9/13/2018           |   |  |   |  |                       |  |   |  |       |  |   |  |
| 227 Payment Plan (Parking)                             |                   |                             | \$ -              |                             | \$5 Indigent / \$25 All Other |                             | COS-Fee | \$ 90.00          |                             | Yes      | /\$5 Indigent / \$25 All Other Recovery per CVC 40220(a)(1)(A)(i)(III)                                       | 7/24/2018           |   |  |   |  |                       |  |   |  |       |  |   |  |
| 228 Preferential Parking Permit                        | \$ 16.70          |                             | \$ 16.00          |                             | \$ 17.00                      |                             | COS-Fee | \$ 17.81          |                             | Yes      | /To be studied after new contract in place   | 7/24/2018           |   |  |   |  |                       |  |   |  |       |  |   |  |
| 229 Review of Hotel Special Package Application        | \$ 179.52         |                             | \$ 179.00         |                             | \$ 191.00                     |                             | COS-Fee | \$ 191.42         |                             | Yes      | Hotels Special Package Deals/  | 7/24/2018           |   |  |   |  |                       |  |   |  |       |  |   |  |
| 230 Short Term Lodging Permits - initial               | \$ 93.91          |                             | \$ 93.00          |                             | \$ 100.00                     |                             | COS-Fee | \$ 100.14         |                             | Yes      | Permit/  | 7/24/2018           |   |  |   |  |                       |  |   |  |       |  |   |  |
| 231 Short Term Lodging Permits - reprint               | \$ 11.70          |                             | \$ 11.00          |                             | \$ 12.00                      |                             | COS-Fee | \$ 12.48          |                             | Yes      | Reprint Certificate/   | 7/24/2018           |   |  |   |  |                       |  |   |  |       |  |   |  |
| 232 Sound Amp Permit                                   | \$ 65.19          |                             | \$ 65.00          |                             | \$ 69.00                      |                             | COS-Fee | \$ 69.51          |                             | Yes      | Permit/  | 7/24/2018           |   |  |   |  |                       |  |   |  |       |  |   |  |
| 233 TOT reprint  | \$ 12.60          |                             | \$ 12.00          |                             | \$ 13.00                      |                             | COS-Fee | \$ 13.44          |                             | Yes      | /  | 7/24/2018           |   |  |   |  |                       |  |   |  |       |  |   |  |
| 234 Vehicles For Hire - Annual Per Vehicle Fee         | \$ 182.09         |                             | \$ 182.00         |                             | \$ 194.00                     |                             | COS-Fee | \$ 194.16         |                             | Yes      | Annual Per Vehicle/  | 7/24/2018           |   |  |   |  |                       |  |   |  |       |  |   |  |
| 235 Vehicles For Hire - Certificate                    | \$ 1,798.08       |                             | \$ 1,798.00       |                             | \$ 1,917.00                   |                             | COS-Fee | \$ 1,917.28       |                             | Yes      | Certificate (Plus Fee For Each Vehicle Shown Below)/   | 7/24/2018           |   |  |   |  |                       |  |   |  |       |  |   |  |
| 236 Vehicles For Hire - Driver's Permit                | \$ 341.39         |                             | \$ 341.00         |                             | \$ 364.00                     |                             | COS-Fee | \$ 364.02         |                             | Yes      | Driver's Permit/   | 7/24/2018           |   |  |   |  |                       |  |   |  |       |  |   |  |
| 237 Vehicles For Hire - Driver's Permit Renewal        | \$ 331.94         |                             | \$ 331.00         |                             | \$ 353.00                     |                             | COS-Fee | \$ 353.94         |                             | Yes      | Driver's Permit Renewal/   | 7/24/2018           |   |  |   |  |                       |  |   |  |       |  |   |  |
| 238 Vehicles For Hire - Fee per Vehicle                | \$ 182.09         |                             | \$ 182.00         |                             | \$ 194.00                     |                             | COS-Fee | \$ 194.16         |                             | Yes      | Fee For Each Vehicle/  | 7/24/2018           |   |  |   |  |                       |  |   |  |       |  |   |  |
| <b>Parking Penalties</b>                               |                   |                             |                   |                             |                               |                             |         |                   |                             |          |  |                     |   |  |   |  |                       |  |   |  |       |  |   |  |
| <del>11.04.020(B)</del> MC-PROHIB PARK/STOP-PARK-LAWNS |                   |                             | \$ 44.00          |                             | \$ 44.00                      |                             | Penalty |                   |                             | See Note | Deleted 2018 - This is for 11.04.070 (F), there is no 11.04.020(B)/Updated by CPI every July, per Resolution | 9/8/2016            |   |  |   |  |                       |  |   |  |       |  |   |  |
| 239 26101(b) MODIFIED LIGHTING                         |                   |                             | \$ -              |                             | \$ 61.00                      |                             | Penalty |                   |                             | See Note | /Updated by CPI every July, per Resolution   | 7/24/2018           |   |  |   |  |                       |  |   |  |       |  |   |  |
| <b>FIRE DEPARTMENT &amp; LIFEGUARDS</b>                |                   |                             |                   |                             |                               |                             |         |                   |                             |          |  |                     |   |  |   |  |                       |  |   |  |       |  |   |  |
| <b>Emergency Medical Services</b>                      |                   |                             |                   |                             |                               |                             |         |                   |                             |          |  |                     |   |  |   |  |                       |  |   |  |       |  |   |  |
| 240 Advanced Life Support (ALS)                        | \$ 1,385.12       |                             | \$ 1,385.00       |                             | \$ 1,144.00                   |                             | COS-Fee | \$ 1,144.14       |                             | Yes      | /  | 7/24/2018           |   |  |   |  |                       |  |   |  |       |  |   |  |
| 241 Basic Life Support (BLS)                           | \$ 1,171.67       |                             | \$ 1,171.00       |                             | \$ 1,115.00                   |                             | COS-Fee | \$ 1,115.77       |                             | Yes      | /  | 7/24/2018           |   |  |   |  |                       |  |   |  |       |  |   |  |
| 242 Emergency Ambulance Transportation                 | \$ 232.41         |                             | \$ 232.00         |                             | \$ 401.00                     |                             | COS-Fee | \$ 401.03         |                             | Yes      | Transportation Charge/   | 7/24/2018           |   |  |   |  |                       |  |   |  |       |  |   |  |
| 243 Advanced Life Support Non-Transport                | \$ 1,385.12       |                             | \$ 400.00         |                             | \$ 400.00                     |                             | COS-Fee | \$ 1,144.14       |                             | Yes      | /\$400 Recovery per M.C. 3.36.030 Exhibit A  | 7/24/2018           |   |  |   |  |                       |  |   |  |       |  |   |  |
| 244 Basic Life Support Non-Transport                   | \$ 1,171.67       |                             | \$ 300.00         |                             | \$ 400.00                     |                             | COS-Fee | \$ 1,115.77       |                             | Yes      | /\$400 Recovery per M.C. 3.36.030 Exhibit A  | 9/13/2018           |   |  |   |  |                       |  |   |  |       |  |   |  |
| 245 Emergency Ambulance Transportation Mileage Charge  | \$ 11.56          |                             | \$ 11.56          |                             | \$ 10.09                      |                             | COS-Fee | \$ 10.09          |                             | Yes      | Per Mile/  | 7/24/2018           |   |  |   |  |                       |  |   |  |       |  |   |  |
| 246 ALS First Responder Fee                            |                   |                             | \$ -              |                             | \$ 400.00                     |                             | COS-Fee | \$ 671.34         |                             | Yes      | /New fee 2018 \$400 Recovery per M.C. 3.36.030 Exhibit A   | 9/13/2018           |   |  |   |  |                       |  |   |  |       |  |   |  |
| 247 BLS First Responder Fee                            |                   |                             | \$ -              |                             | \$ 400.00                     |                             | COS-Fee | \$ 652.37         |                             | Yes      | /New fee 2018 \$400 Recovery per M.C. 3.36.030 Exhibit A   | 9/13/2018           |   |  |   |  |                       |  |   |  |       |  |   |  |
| <b>Fire Safety Services</b>                            |                   |                             |                   |                             |                               |                             |         |                   |                             |          |  |                     |   |  |   |  |                       |  |   |  |       |  |   |  |
| 248 Battalion Chief Unit (one person)                  | \$ 269.71         |                             | \$ 269.00         |                             | \$ 408.00                     |                             | COS-Fee | \$ 408.74         |                             | Yes      | 1 Hr. Minimum To The Nearest 15 Min. Increment Over 1 Hr., Fee Per Hour/                                     | 7/24/2018           |   |  |   |  |                       |  |   |  |       |  |   |  |
| 249 Paramedic Unit (two persons)                       | \$ 393.60         |                             | \$ 393.00         |                             | \$ 567.00                     |                             | COS-Fee | \$ 567.42         |                             | Yes      | 1 Hr. Minimum To The Nearest 15 Min. Increment Over 1 Hr., Fee Per Hour/                                     | 7/24/2018           |   |  |   |  |                       |  |   |  |       |  |   |  |
| 250 Fire Engine (three persons)                        | \$ 598.34         |                             | \$ 598.00         |                             | \$ 809.00                     |                             | COS-Fee | \$ 809.31         |                             | Yes      | 1 Hr. Minimum To The Nearest 15 Min. Increment Over 1 Hr., Fee Per Hour/                                     | 7/24/2018           |   |  |   |  |                       |  |   |  |       |  |   |  |



Exhibit 1 - Revision to the Schedule of Rents, Fines, and Fees (Final)

Resolution Adoption (1st Reading): July 24, 2018

Ordinance Adoption (2nd Reading): Aug 14, 2018

| SERVICE NAME                               | A                 | B                           | C                  | D                           | E                 | F   | G       | H                 | I                           | J   | K  | L   |
|--|-------------------|-----------------------------|--------------------|-----------------------------|-------------------|---|---------|-------------------|-----------------------------|-----|--|---|
|  | 2016 adj          | Current Charges             | Proposed Charges   | 2018 adj                    |                   | 2018 CPI Adjustment %   |         |                   |                             |     |  |   |
|  | Full Cost         | Rounded down                | Fee @ Policy Level | Full Cost                   | Full Cost         | CPI calculation based on LA-Long Beach-Anaheim adjustment from Apr 2016 to Apr 2018 |         |                   |                             |     |  |   |
|  | Total or Base Fee | Incremental (if applicable) | Total or Base Fee  | Incremental (if applicable) | Total or Base Fee | Incremental (if applicable)   | TYPE    | Total or Base Fee | Incremental (if applicable) | CPI | Description / Notes  | Implementation Date   |
| 251 Fire Truck (four persons)              | \$ 738.72         |                             | \$ 738.00          |                             | \$ 1,026.00       |   | COS-Fee | \$ 1,026.68       |                             | Yes | 1 Hr. Minimum To The Nearest 15 Min. Increment Over 1 Hr., Fee Per Hour/   | 7/24/2018   |
| 252 Firefighter (per person)               | \$ 140.38         |                             | \$ 140.00          |                             | \$ 149.00         |   | COS-Fee | \$ 149.69         |                             | Yes | 1 Hr. Minimum To The Nearest 15 Min. Increment Over 1 Hr., Fee Per Hour/   | 7/24/2018   |
| 253 Paramedic Assessment Unit (PAU) Engine | \$ -              |                             | \$ -               |                             | \$ 875.00         |   | COS-Fee | \$ 875.66         |                             | Yes | 1 Hr. Minimum To The Nearest 15 Min. Increment Over 1 Hr., Fee Per Hour/New fee 2018   |   |
| 254 Life Safety Specialist II              | \$ 163.07         |                             | \$ 163.00          |                             | \$ 187.00         |   | COS-Fee | \$ 187.02         |                             | Yes | 1 Hr. Minimum To The Nearest 15 Min. Increment Over 1 Hr., Fee Per Hour/   | 7/24/2018   |
| 255 Life Safety Specialist III             | \$ 163.07         |                             | \$ 163.00          |                             | \$ 205.00         |   | COS-Fee | \$ 205.56         |                             | Yes | 1 Hr. Minimum To The Nearest 15 Min. Increment Over 1 Hr., Fee Per Hour/New to SRFF 2018   | 7/24/2018   |
| 256 Lifeguard Officer                      | \$ 143.52         |                             | \$ 143.00          |                             | \$ 77.00          |   | COS-Fee | \$ 77.77          |                             | Yes | 1 Hr. Minimum To The Nearest 15 Min. Increment Over 1 Hr., Fee Per Hour/   | 7/24/2018   |
| 257 Lifeguard Captain                      | \$ 167.79         |                             | \$ 167.00          |                             | \$ 183.00         |   | COS-Fee | \$ 183.84         |                             | Yes | 1 Hr. Minimum To The Nearest 15 Min. Increment Over 1 Hr., Fee Per Hour/   | 7/24/2018   |
| 258 Lifeguard Battalion Chief              | \$ 213.01         |                             | \$ 213.00          |                             | \$ 249.00         |   | COS-Fee | \$ 249.01         |                             | Yes | 1 Hr. Minimum To The Nearest 15 Min. Increment Over 1 Hr., Fee Per Hour/   | 7/24/2018   |
| 259 Lifeguard I                            | \$ 46.94          |                             | \$ 46.00           |                             | \$ 60.00          |   | COS-Fee | \$ 60.82          |                             | Yes | 1 Hr. Minimum To The Nearest 15 Min. Increment Over 1 Hr., Fee Per Hour/   | 7/24/2018   |
| 260 Lifeguard II / III                     | \$ 51.80          |                             | \$ 51.00           |                             | \$ 67.00          |   | COS-Fee | \$ 67.19          |                             | Yes | 1 Hr. Minimum To The Nearest 15 Min. Increment Over 1 Hr., Fee Per Hour/   | 7/24/2018   |
| 261 Rescue Boat (two persons)              | \$ 182.47         |                             | \$ 182.00          |                             | \$ 239.00         |   | COS-Fee | \$ 239.25         |                             | Yes | 1 Hr. Minimum To The Nearest 15 Min. Increment Over 1 Hr., Fee Per Hour/   | 7/24/2018   |
| <b>Junior Guards Program</b>               |                   |                             |                    |                             |                   |   |         |                   |                             |     |  | /   |
| 262 Junior Guard                           | \$ 886.24         |                             | \$ 727.00          |                             | \$ 727.00         |   | COS-Fee | \$ 904.05         |                             | Yes | Per Participant/\$727 Recovery per M.C. 3.36.030 Exhibit A   | 9/13/2018   |
| 263 Junior Guard - Administrative Fee      | \$ 200.00         |                             | \$ 200.00          |                             | \$ 109.00         |   | COS-Fee | \$ 109.79         |                             | Yes | Cancellation prior to established deadline, Per Participant/   | 7/24/2018   |
| <b>LIBRARY SERVICES</b>                    |                   |                             |                    |                             |                   |   |         |                   |                             |     |  | /   |
| <b>Facility Use</b>                        |                   |                             |                    |                             |                   |   |         |                   |                             |     |  | Insurance, Deposits And Set-up Fees May Be Required, Availability May Be Limited, Other Restrictions May Apply/ |
| <b>Cancellation Charge</b>                 |                   |                             |                    |                             |                   |   |         |                   |                             |     |  | /   |
| 264 Library Cancellation Charge            | \$ 59.46          |                             | \$ 59.00           |                             | \$ 63.00          |   | COS-Fee | \$ 63.40          |                             | Yes | All Programs and Facilities/   | 7/24/2018   |
| <b>Setup And Cleanup Fees</b>              |                   |                             |                    |                             |                   |   |         |                   |                             |     |  | /   |
| 265 Central Library Community Room         | \$ 114.54         |                             | \$ 114.00          |                             | \$ 122.00         |   | COS-Fee | \$ 122.13         |                             | Yes | Setup and Cleanup/   | 7/24/2018   |
| <b>Library Services</b>                    |                   |                             |                    |                             |                   |   |         |                   |                             |     |  | /   |
| 266 Inter Library Loan                     | \$ 60.65          |                             | \$ 5.00            |                             | \$ 5.00           |   | COS-Fee | \$ 64.67          |                             | Yes | Per Unit/\$5 Recovery per M.C. 3.36.030 Exhibit A  | 7/24/2018   |
| 267 Materials Use                          | \$ 5.46           |                             | \$ 1.00            |                             | \$ 1.00           |   | COS-Fee | \$ 5.82           |                             | Yes | Video/Book Per Unit/\$1 Recovery per M.C. 3.36.030 Exhibit A   | 7/24/2018   |
| 268 Materials Use - Best Sellers           | \$ 5.46           |                             | \$ 1.00            |                             | \$ 1.00           |   | COS-Fee | \$ 5.82           |                             | Yes | Video/Book Per Unit/\$1 Recovery per M.C. 3.36.030 Exhibit A   | 7/24/2018   |
| <b>Passport Services</b>                   |                   |                             |                    |                             |                   |   |         |                   |                             |     |  | /   |
| 269 Passport Execution Fee                 | \$61.90           |                             | \$ 25.00           |                             | \$ 25.00          |   | Statute | \$66.00           |                             | Yes | Authorized by the U.S. Department of State, Bureau of Consular Affairs, Passport Services. Maximum permitted by Gov't Code./Refer to City of Newport Beach website - Passport Services. \$25 Recovery per 22 US Code 214 | 7/24/2018   |
| 270 Passport Photo Fee                     | \$28.96           |                             | \$ 10.00           |                             | \$ 10.00          |   | COS-Fee | \$30.88           |                             | Yes | /\$10 Recovery per M.C. 3.36.030 Exhibit A   | 7/24/2018   |
| <b>MOD</b>                                 |                   |                             |                    |                             |                   |   |         |                   |                             |     |  | /   |
| <b>Miscellaneous</b>                       |                   |                             |                    |                             |                   |   |         |                   |                             |     |  | /   |



Exhibit 1 - Revision to the Schedule of Rents, Fines, and Fees (Final)

Resolution Adoption (1st Reading): July 24, 2018

Ordinance Adoption (2nd Reading): Aug 14, 2018

| SERVICE NAME                                   | A                 | B                           | C                  | D                           | E                 | F                           | G   | H                 | I                           | J     | K   | L                   |
|--|-------------------|-----------------------------|--------------------|-----------------------------|-------------------|-----------------------------|---|-------------------|-----------------------------|-------|---|---------------------|
|  | 2016 adj          | Current Charges             | Proposed Charges   | 2018 adj                    |                   | 2018 CPI Adjustment %       |   |                   |                             |       |   |                     |
|  | Full Cost         | Rounded down                | Fee @ Policy Level | Full Cost                   | Full Cost         | 6.63%                       | CPI calculation based on LA-Long Beach-Anaheim adjustment from Apr 2016 to Apr 2018 |                   |                             |       |   |                     |
|  | Total or Base Fee | Incremental (if applicable) | Total or Base Fee  | Incremental (if applicable) | Total or Base Fee | Incremental (if applicable) | TYPE  | Total or Base Fee | Incremental (if applicable) | CPI   | Description / Notes   | Implementation Date |
| 271 Trench Plate Delivery Fee                  | \$ 406.54         |                             | \$ 406.00          |                             | \$ 433.00         |                             | COS-Fee   | \$ 433.49         |                             | Yes / |   | 7/24/2018           |
| 272 Utilities Field Inspection                 | \$ 121.35         |                             | \$ 121.00          |                             | \$ 129.00         |                             | COS-Fee   | \$ 129.39         |                             | Yes   | Sewer Connection/Water Service-Hourly/Relocated to MOD with 2016 study  | 9/22/2018           |
| 273 Construction Water Meter                   | \$ 206.65         |                             | \$ 103.00          |                             | \$ 110.00         |                             | COS-Fee   | \$ 220.35         |                             | Yes   | Establishment Charge /50% Recovery per M.C. 3.36.030 Exhibit A  | 7/24/2018           |
| 274 Delinquent Water Service Discontinuance    | \$ 92.95          |                             | \$ 92.00           |                             | \$ 99.00          |                             | COS-Fee   | \$ 99.11          |                             | Yes / |   | 7/24/2018           |
| 275 Delinquent Water Service Restoration       | \$ 79.68          |                             | \$ 179.00          |                             | \$ 184.00         |                             | COS-Fee Punitive  | \$ 84.96          |                             | Yes   | Business Hours/A fine of \$100 is included in the total amount.   | 7/24/2018           |
| 276 Delinquent Water Service Restoration       | \$ 193.23         |                             | \$ 293.00          |                             | \$ 306.00         |                             | COS-Fee Punitive  | \$ 206.04         |                             | Yes   | Non Business Hours/A fine of \$100 is included in the total amount.   | 7/24/2018           |
| 277 Hydrant Flow Test - Nighttime/Highway Test | \$ 501.57         |                             | \$ 501.00          |                             | \$ 534.00         |                             | COS-Fee   | \$ 534.82         |                             | Yes / |   | 7/24/2018           |
| 278 Hydrant Flow Test - Regular hours          | \$ 338.52         |                             | \$ 338.00          |                             | \$ 360.00         |                             | COS-Fee   | \$ 360.96         |                             | Yes / |   | 7/24/2018           |
| 279 Water Service Establishment Fee            | \$ 67.08          |                             | \$ 67.00           |                             | \$ 71.00          |                             | COS-Fee   | \$ 71.53          |                             | Yes / |   | 7/24/2018           |
| 280 Water Service Establishment Fee            | \$ 67.08          |                             | \$ 67.00           |                             | \$ 71.00          |                             | COS-Fee   | \$ 71.53          |                             | Yes   | Online/   | 7/24/2018           |
| 281 Water Service Installation Fee             | \$ 528.08         |                             | \$ 528.00          |                             | \$ 563.00         |                             | COS-Fee   | \$ 563.09         |                             | Yes   | New Or Enlarged Water Service/  | 7/24/2018           |
| 282 Water Shut Off-Tag Placement               | \$ 29.45          |                             | \$ 29.00           |                             | \$ 31.00          |                             | COS-Fee   | \$ 31.40          |                             | Yes   | Pink Notice/  | 7/24/2018           |
| <b>MOD - GENERAL SERVICES</b>                  |                   |                             |                    |                             |                   |                             |   |                   |                             |       |   | /                   |
| <b>Administration</b>                          |                   |                             |                    |                             |                   |                             |   |                   |                             |       |   | /                   |
| 283 Annual Grease Disposal Mitigation Fee      | \$ 517.82         |                             | \$ 517.00          |                             | \$ 552.00         |                             | COS-Fee   | \$ 552.15         |                             | Yes   | Annual Fee/   | 7/24/2018           |
| 284 FOG Annual Permit                          | \$ 283.06         |                             | \$ -               |                             | \$ -              |                             | COS-Fee   | \$ 301.82         |                             | Yes   | Annual Fee/0% Recovery per M.C. 3.36.030 Exhibit A  | 7/24/2018           |
| 285 Solid Waste Franchise Application          | \$ 752.39         |                             | \$ 752.00          |                             | \$ 802.00         |                             | COS-Fee   | \$ 802.27         |                             | Yes / |   | 7/24/2018           |
| <b>Demolition</b>                              |                   |                             |                    |                             |                   |                             |   |                   |                             |       |   | /                   |
| 286 Waste Management Administration Fee        | \$ 197.24         |                             | \$ 197.00          |                             | \$ 210.00         |                             | COS-Fee   | \$ 210.32         |                             | Yes   | Administration Fee Demolition/  | 7/24/2018           |
| <b>POLICE</b>                                  |                   |                             |                    |                             |                   |                             |   |                   |                             |       |   | /                   |
| <b>Administration</b>                          |                   |                             |                    |                             |                   |                             |   |                   |                             |       |   | /                   |
| 287 Concealed Weapon Permit Renewal            | \$ 482.29         |                             | \$ 25.00           |                             | \$ 25.00          |                             | Statute   | \$ 514.26         |                             | Yes   | 100% of State Established Fee/100% of State Established Fee - Currently \$25 and any additional pass thru costs required  | 7/24/2018           |
| 288 Concealed Weapons Permit Initial           | \$ 505.60         |                             | \$ 100.00          |                             | \$ 100.00         |                             | Statute   | \$ 539.12         |                             | Yes   | 100% of State Established Fee/100% of State Established Fee - Currently \$100 and any additional pass thru costs required | 7/24/2018           |
| 289 Disturbance Advisory Card / Response       | \$ 58.89          |                             | \$ 58.00           |                             | \$ 62.00          |                             | COS-Fee   | \$ 62.79          |                             | Yes / |   | 7/24/2018           |
| <b>Animal Control</b>                          |                   |                             |                    |                             |                   |                             |   |                   |                             |       |   | /                   |
| 290 Impound Fee                                | \$ 108.04         |                             | \$ 41.00           |                             | \$ 41.00          |                             | COS-Fee   | \$ 115.20         |                             | Yes   | Dog, Cats And Other Similar Size Animals/Recover Maximum Permitted by Contract per M.C. 3.36.030 Exhibit A                | 7/24/2018           |
| 291 Impound Fee                                | \$ 108.04         |                             | \$ 41.00           |                             | \$ 41.00          |                             | COS-Fee   | \$ 115.20         |                             | Yes   | Small Animals/Recover Maximum Permitted by Contract per M.C. 3.36.030 Exhibit A   | 7/24/2018           |
| 292 Kennel License                             | \$ 162.05         |                             | \$ 162.00          |                             | \$ 172.00         |                             | COS-Fee   | \$ 172.79         |                             | Yes   | 10-29 animals/  | 7/24/2018           |
| 293 Kennel License                             | \$ 194.47         |                             | \$ 194.00          |                             | \$ 207.00         |                             | COS-Fee   | \$ 207.36         |                             | Yes   | 30-59 animals/  | 7/24/2018           |
| 294 Kennel License                             | \$ 97.23          |                             | \$ 97.00           |                             | \$ 103.00         |                             | COS-Fee   | \$ 103.67         |                             | Yes   | 4-9 animals/  | 7/24/2018           |

Exhibit 1 - Revision to the Schedule of Rents, Fines, and Fees (Final)

Resolution Adoption (1st Reading): July 24, 2018

Ordinance Adoption (2nd Reading): Aug 14, 2018

| SERVICE NAME                           | A                 |                             | B                                  |                             | C                                  |                             | D       |                   | E                           |     | F   |                     | G |  | H                     |  | I |  | J |  | K     |  | L   |  |
|--|-------------------|-----------------------------|------------------------------------|-----------------------------|------------------------------------|-----------------------------|---------|-------------------|-----------------------------|-----|---|---------------------|---|--|-----------------------|--|---|--|---|--|-------|--|---|--|
|  | 2016 adj          |                             | Current Charges                    |                             | Proposed Charges                   |                             |         |                   |                             |     | 2018 adj  |                     |   |  | 2018 CPI Adjustment % |  |   |  |   |  | 6.63% |  | CPI calculation based on LA-Long Beach-Anaheim adjustment from Apr 2016 to Apr 2018 |  |
|  | Total or Base Fee | Incremental (if applicable) | Total or Base Fee                  | Incremental (if applicable) | Total or Base Fee                  | Incremental (if applicable) | TYPE    | Total or Base Fee | Incremental (if applicable) | CPI | Description / Notes   | Implementation Date |   |  |                       |  |   |  |   |  |       |  |   |  |
| 295 Kennel License                     | \$ 226.87         |                             | \$ 226.00                          |                             | \$ 241.00                          |                             | COS-Fee | \$ 241.91         |                             | Yes | 60+ animals/  | 7/24/2018           |   |  |                       |  |   |  |   |  |       |  |   |  |
| 296 Misc. Animal Inspection Services   | \$ 129.65         |                             | \$ 129.00                          |                             | \$ 138.00                          |                             | COS-Fee | \$ 138.24         |                             | Yes | Pet Shop/   | 7/24/2018           |   |  |                       |  |   |  |   |  |       |  |   |  |
| 297 Misc. Animal Inspection Services   | \$ 108.04         |                             | \$ 108.00                          |                             | \$ 115.00                          |                             | COS-Fee | \$ 115.20         |                             | Yes | Pot Bellied Pig/  | 7/24/2018           |   |  |                       |  |   |  |   |  |       |  |   |  |
| 298 Misc. Animal Inspection Services   | \$ 108.04         |                             | \$ 108.00                          |                             | \$ 115.00                          |                             | COS-Fee | \$ 115.20         |                             | Yes | Wild Animal Permits/  | 7/24/2018           |   |  |                       |  |   |  |   |  |       |  |   |  |
| <b>Detective</b>                       |                   |                             |                                    |                             |                                    |                             |         |                   |                             |     |   |                     |   |  |                       |  |   |  |   |  |       |  |   |  |
| 299 Massage Permit                     | \$ 502.76         |                             | \$ 502.00                          |                             | \$ 536.00                          |                             | COS-Fee | \$ 536.09         |                             | Yes | Operator/   | 7/24/2018           |   |  |                       |  |   |  |   |  |       |  |   |  |
| 300 Second Hand Dealer                 | \$ 91.08          |                             | \$ 91.00                           |                             | \$ 97.00                           |                             | COS-Fee | \$ 97.12          |                             | Yes | Permit/Relocated from Finance to PD, studied 2016                               | 7/24/2018           |   |  |                       |  |   |  |   |  |       |  |   |  |
| 301 Second Hand Dealer                 | \$ 60.62          |                             | \$ 60.00                           |                             | \$ 64.00                           |                             | COS-Fee | \$ 64.64          |                             | Yes | Renewal + DOJ Fingerprint processing/Relocated from Finance to PD, studied 2016 | 7/24/2018           |   |  |                       |  |   |  |   |  |       |  |   |  |
| 302 Second Hand/ Pawn Dealer Tag Check | \$ 12.43          |                             | \$ -                               |                             | \$ -                               |                             | COS-Fee | \$ 13.25          |                             | Yes | /0% Recovery per M.C. 3.36.030 Exhibit A  | 7/24/2018           |   |  |                       |  |   |  |   |  |       |  |   |  |
| <b>Support Services</b>                |                   |                             |                                    |                             |                                    |                             |         |                   |                             |     |   |                     |   |  |                       |  |   |  |   |  |       |  |   |  |
| 303 Alarm Application                  | \$ 59.02          |                             | \$ 59.00                           |                             | \$ 62.00                           |                             | COS-Fee | \$ 62.93          |                             | Yes | Monitored or Unmonitored /  | 7/24/2018           |   |  |                       |  |   |  |   |  |       |  |   |  |
| 304 Alarm-Monitor Fee                  | \$ 252.38         |                             | \$ 252.00                          |                             | \$ 269.00                          |                             | COS-Fee | \$ 269.11         |                             | Yes | Annual/   | 7/24/2018           |   |  |                       |  |   |  |   |  |       |  |   |  |
| 305 Annual Renewal Fee                 | \$ 48.58          |                             | \$ 48.00                           |                             | \$ 51.00                           |                             | COS-Fee | \$ 51.80          |                             | Yes | Commercial Alarm Permit/  | 7/24/2018           |   |  |                       |  |   |  |   |  |       |  |   |  |
| 306 Arrest Reports                     | \$ 10.87          |                             | \$ 10.00                           |                             | \$ 11.00                           |                             | COS-Fee | \$ 11.59          |                             | Yes | /   | 7/24/2018           |   |  |                       |  |   |  |   |  |       |  |   |  |
| 307 Audio Cassette - Dispatch          | \$ 84.79          |                             | \$ 84.00                           |                             | \$ 90.00                           |                             | COS-Fee | \$ 90.41          |                             | Yes | /   | 7/24/2018           |   |  |                       |  |   |  |   |  |       |  |   |  |
| 308 Audio Cassette - Evidence          | \$ 46.20          |                             | \$ 46.00                           |                             | \$ 49.00                           |                             | COS-Fee | \$ 49.26          |                             | Yes | /   | 7/24/2018           |   |  |                       |  |   |  |   |  |       |  |   |  |
| 309 Bike Licenses                      | \$ 15.53          |                             | \$ 2.00                            |                             | \$ 2.00                            |                             | COS-Fee | \$ 16.56          |                             | Yes | /17% Recovery per M.C. 3.36.030 Exhibit A                                       | 7/24/2018           |   |  |                       |  |   |  |   |  |       |  |   |  |
| 310 Citation Sign Off Fee              | \$ 15.53          |                             | \$ 15.00                           |                             | \$ 16.00                           |                             | COS-Fee | \$ 16.56          |                             | Yes | Per Sign Off/   | 7/24/2018           |   |  |                       |  |   |  |   |  |       |  |   |  |
| 311 City Jail Booking Fee              | \$ 362.13         |                             | \$ 362.00                          |                             | \$ 386.00                          |                             | COS-Fee | \$ 386.13         |                             | Yes | /   | 7/24/2018           |   |  |                       |  |   |  |   |  |       |  |   |  |
| 312 Clearance Letters                  | \$ 36.19          |                             | \$ 36.00                           |                             | \$ 38.00                           |                             | COS-Fee | \$ 38.59          |                             | Yes | /   | 7/24/2018           |   |  |                       |  |   |  |   |  |       |  |   |  |
| 313 Crime Reports                      | \$ 10.87          |                             | \$ 10.00                           |                             | \$ 11.00                           |                             | COS-Fee | \$ 11.59          |                             | Yes | /   | 7/24/2018           |   |  |                       |  |   |  |   |  |       |  |   |  |
| 314 Domestic Violence Reports          | \$ 10.87          |                             | \$ -                               |                             | \$ -                               |                             | COS-Fee | \$ 11.59          |                             | Yes | /0% Recovery Mandated by State  | 7/24/2018           |   |  |                       |  |   |  |   |  |       |  |   |  |
| 315 Finger Printing                    | \$ 31.07          |                             | \$ 31.00                           |                             | \$ 33.00                           |                             | COS-Fee | \$ 33.13          |                             | Yes | /Additional DOJ fee may apply   | 7/24/2018           |   |  |                       |  |   |  |   |  |       |  |   |  |
| 316 Franchise Tow Fee                  | \$ 94.65          |                             | \$37 Customer<br>\$55 Tow Operator |                             | \$45 Customer<br>\$55 Tow Operator |                             | COS-Fee | \$ 100.92         |                             | Yes | per tow/  | 7/24/2018           |   |  |                       |  |   |  |   |  |       |  |   |  |
| 317 Missing Persons Report             | \$ 10.87          |                             | \$ 10.00                           |                             | \$ 11.00                           |                             | COS-Fee | \$ 11.59          |                             | Yes | /   | 7/24/2018           |   |  |                       |  |   |  |   |  |       |  |   |  |
| 318 Monitoring Decal                   | \$ 23.30          |                             | \$ 23.00                           |                             | \$ 24.00                           |                             | COS-Fee | \$ 24.84          |                             | Yes | Package of Ten Decals/  | 7/24/2018           |   |  |                       |  |   |  |   |  |       |  |   |  |
| 319 Monitoring Sign                    | \$ 31.07          |                             | \$ 31.00                           |                             | \$ 33.00                           |                             | COS-Fee | \$ 33.13          |                             | Yes | Telephonic Alarm System/  | 7/24/2018           |   |  |                       |  |   |  |   |  |       |  |   |  |
| 320 Photographs - Digital (on CD only) | \$ 29.45          |                             | \$ 29.00                           |                             | \$ 31.00                           |                             | COS-Fee | \$ 31.40          |                             | Yes | /   | 7/24/2018           |   |  |                       |  |   |  |   |  |       |  |   |  |
| 321 Registrant - narcotics             | \$ 122.13         |                             | \$ -                               |                             | \$ -                               |                             | COS-Fee | \$ 130.23         |                             | Yes | /0% Recovery per M.C. 3.36.030 Exhibit A  | 7/24/2018           |   |  |                       |  |   |  |   |  |       |  |   |  |
| 322 Registrant - sex                   | \$ 69.91          |                             | \$ -                               |                             | \$ -                               |                             | Statute | \$ 74.55          |                             | Yes | /0% Recovery Mandated by State  | 7/24/2018           |   |  |                       |  |   |  |   |  |       |  |   |  |



Exhibit 1 - Revision to the Schedule of Rents, Fines, and Fees (Final)

Resolution Adoption (1st Reading): July 24, 2018

Ordinance Adoption (2nd Reading): Aug 14, 2018

|                                   | A   |                             | B                 |                             | C                  |                             | D       |                   | E                           |   | F   |                     | G |  | H |  | I |  | J                     |  | K     |  | L   |  |
|-----------------------------------|---|-----------------------------|-------------------|-----------------------------|--------------------|-----------------------------|---------|-------------------|-----------------------------|---|---|---------------------|---|--|---|--|---|--|-----------------------|--|-------|--|---|--|
|                                   | 2016 adj  |                             | Current Charges   |                             | Proposed Charges   |                             |         |                   |                             |   | 2018 adj  |                     |   |  |   |  |   |  | 2018 CPI Adjustment % |  | 6.63% |  | CPI calculation based on LA-Long Beach-Anaheim adjustment from Apr 2016 to Apr 2018 |  |
|                                   | Full Cost   |                             | Rounded down      |                             | Fee @ Policy Level |                             |         |                   |                             |   | Full Cost   |                     |   |  |   |  |   |  |                       |  |       |  |   |  |
| SERVICE NAME                      | Total or Base Fee                                   | Incremental (if applicable) | Total or Base Fee | Incremental (if applicable) | Total or Base Fee  | Incremental (if applicable) | TYPE    | Total or Base Fee | Incremental (if applicable) | CPI   | Description / Notes   | Implementation Date |   |  |   |  |   |  |                       |  |       |  |   |  |
| 323                               | Solicitor application - greater than 10 names       | \$ 93.21                    |                   | \$ 93.00                    |                    | \$ 99.00                    |         | COS-Fee           | \$ 99.39                    | Yes   | /   | 7/24/2018           |   |  |   |  |   |  |                       |  |       |  |   |  |
| 324                               | Solicitor application - up to 10 names              | \$ 38.84                    |                   | \$ 38.00                    |                    | \$ 41.00                    |         | COS-Fee           | \$ 41.42                    | Yes   | /   | 7/24/2018           |   |  |   |  |   |  |                       |  |       |  |   |  |
| 325                               | Subpoena Duces Tecum                                | \$ 179.63                   | see notes         | \$ 6.00                     | see notes          | \$ 6.00                     | Statute | \$ 191.54         | Yes                         |   | Statute/100% of State Established Fee - Incremental charge is labor cost per quarter hour (15 min). Total fee is incremental charge plus \$0.10 per pg std, \$0.20 per pg copy microfilm doc, actual cost for oversized, and others as stated in the code | 7/24/2018           |   |  |   |  |   |  |                       |  |       |  |   |  |
| 326                               | Traffic Collision Reports                           | \$ 10.87                    |                   | \$ 10.00                    |                    | \$ 11.00                    |         | COS-Fee           | \$ 11.59                    | Yes   | /   | 7/24/2018           |   |  |   |  |   |  |                       |  |       |  |   |  |
| 327                               | Triennial Renewal Fee                               | \$ 48.58                    |                   | \$ 48.00                    |                    | \$ 51.00                    |         | COS-Fee           | \$ 51.80                    | Yes   | Residential Alarm Permit/   | 7/24/2018           |   |  |   |  |   |  |                       |  |       |  |   |  |
| 328                               | Vehicle Release                                     | \$ 38.84                    |                   | \$ 38.00                    |                    | \$ 41.00                    |         | COS-Fee           | \$ 41.42                    | Yes   | /   | 7/24/2018           |   |  |   |  |   |  |                       |  |       |  |   |  |
| 329                               | Vehicle Repossession                                | \$ 31.07                    |                   | \$ 15.00                    |                    | \$ 15.00                    | Statute | \$ 33.13          | Yes                         | 100% State Established Fee/100% of State Established Fee - Currently \$15 | 7/24/2018   |                     |   |  |   |  |   |  |                       |  |       |  |   |  |
| 330                               | Video   | \$ 91.41                    |                   | \$ 91.00                    |                    | \$ 97.00                    |         | COS-Fee           | \$ 97.47                    | Yes   | /   | 7/24/2018           |   |  |   |  |   |  |                       |  |       |  |   |  |
| <b>PUBLIC WORKS - ENGINEERING</b> |   |                             |                   |                             |                    |                             |         |                   |                             |   |   |                     |   |  |   |  |   |  |                       |  |       |  |   |  |
| 331                               | Covenant Agreement Research & Review Fee            | \$ 139.46                   |                   | \$ 139.00                   |                    | \$ 148.00                   |         | COS-Fee           | \$ 148.71                   | Yes   | Charged hourly/   | 9/22/2018           |   |  |   |  |   |  |                       |  |       |  |   |  |
| 332                               | Dining Encroachment Permit                          | \$ 375.57                   |                   | \$ 375.00                   |                    | \$ 400.00                   |         | COS-Fee           | \$ 400.47                   | Yes   | Application/  | 9/22/2018           |   |  |   |  |   |  |                       |  |       |  |   |  |
| 333                               | Dining Encroachment Permit                          | \$ 208.96                   |                   | \$ 208.00                   |                    | \$ 222.00                   |         | COS-Fee           | \$ 222.81                   | Yes   | Transfer/   | 9/22/2018           |   |  |   |  |   |  |                       |  |       |  |   |  |
| 334                               | Dining Encroachment Permit                          | \$ 146.39                   |                   | \$ 146.00                   |                    | \$ 156.00                   |         | COS-Fee           | \$ 156.09                   | Yes   | Annual Use Fee Outside Dining Area 100 Sq. Ft. Or Less/   | 9/22/2018           |   |  |   |  |   |  |                       |  |       |  |   |  |
| 335                               | Dining Encroachment Permit                          | \$ 275.62                   |                   | \$ 275.00                   |                    | \$ 293.00                   |         | COS-Fee           | \$ 293.89                   | Yes   | Annual Use Fee Outside Dining Area Over 100 Sq. Ft./  | 9/22/2018           |   |  |   |  |   |  |                       |  |       |  |   |  |
| 336                               | Document Recordation Fee                            | \$ 192.02                   |                   | \$ 192.00                   |                    | \$ 204.00                   |         | COS-Fee           | \$ 204.75                   | Yes   | /   | 9/22/2018           |   |  |   |  |   |  |                       |  |       |  |   |  |
| 337                               | Easement Deed Research, Reviews/Processing          | \$ 208.96                   |                   | \$ 208.00                   |                    | \$ 222.00                   |         | COS-Fee           | \$ 222.81                   | Yes   | /   | 9/22/2018           |   |  |   |  |   |  |                       |  |       |  |   |  |
| 338                               | Encroachment & Eng. Agreement Prep                  | \$ 817.75                   |                   | \$ 817.00                   |                    | \$ 871.00                   |         | COS-Fee           | \$ 871.96                   | Yes   | /   | 9/22/2018           |   |  |   |  |   |  |                       |  |       |  |   |  |
| 339                               | Encroachment Permit With Other Dept./Div. Review    | \$ 483.68                   |                   | \$ 275.00                   |                    | \$ 293.00                   |         | COS-Fee           | \$ 515.74                   | Yes   | /57% Recovery per M.C. 3.36.030 Exhibit A   | 9/22/2018           |   |  |   |  |   |  |                       |  |       |  |   |  |
| 340                               | Encroachment Permit Without Other Dept./Div. Review | \$ 274.72                   |                   | \$ 241.00                   |                    | \$ 257.00                   |         | COS-Fee           | \$ 292.93                   | Yes   | /88% Recovery per M.C. 3.36.030 Exhibit A   | 9/22/2018           |   |  |   |  |   |  |                       |  |       |  |   |  |
| 341                               | Engineering Field Inspection                        | \$ 165.32                   |                   | \$ 165.00                   |                    | \$ 176.00                   |         | COS-Fee           | \$ 176.28                   | Yes   | Curb/Gutter/Sidewalk/Driveway/Non-standard Imp.-Each Inspection 1/30'/  | 9/22/2018           |   |  |   |  |   |  |                       |  |       |  |   |  |
| 342                               | Engineering Field Inspection                        | \$ 165.32                   |                   | \$ 165.00                   |                    | \$ 176.00                   |         | COS-Fee           | \$ 176.28                   | Yes   | Sewer/Water Meter/Fire Service/Underground Utilities-Each Insp./location/   | 9/22/2018           |   |  |   |  |   |  |                       |  |       |  |   |  |
| 343                               | Engineering Field Inspection                        | \$ 165.32                   |                   | \$ 165.00                   |                    | \$ 176.00                   |         | COS-Fee           | \$ 176.28                   | Yes   | Parkway Drains-Each Inspection/   | 9/22/2018           |   |  |   |  |   |  |                       |  |       |  |   |  |
| 344                               | Escrow Account Administration                       | \$ 98.83                    |                   | \$ 98.00                    |                    | \$ 105.00                   |         | COS-Fee           | \$ 105.38                   | Yes   | Escrow Account Administration/  | 9/22/2018           |   |  |   |  |   |  |                       |  |       |  |   |  |
| 345                               | Lot Line Adjustment Checking Fee                    | \$ 1,079.91                 |                   | \$ 1,079.00                 |                    | \$ 1,151.00                 |         | COS-Fee           | \$ 1,151.50                 | Yes   | /   | 9/22/2018           |   |  |   |  |   |  |                       |  |       |  |   |  |
| 346                               | Monitoring Wells                                    | \$ 502.63                   |                   | \$ 502.00                   |                    | \$ 535.00                   |         | COS-Fee           | \$ 535.95                   | Yes   | Permits (EPTEA)/  | 9/22/2018           |   |  |   |  |   |  |                       |  |       |  |   |  |
| 347                               | News Rack Permits                                   | \$ 108.11                   |                   | \$ 108.00                   |                    | \$ 115.00                   |         | COS-Fee           | \$ 115.27                   | Yes   | Permit/   | 9/22/2018           |   |  |   |  |   |  |                       |  |       |  |   |  |
| 348                               | Oceanfront Encroachment Annual Permit               | \$ 352.24                   |                   | \$ 352.00                   |                    | \$ 375.00                   |         | Policy            | \$ 375.59                   | Yes   | Depth Of Encroachment 0-5.0 Feet/   | 9/22/2018           |   |  |   |  |   |  |                       |  |       |  |   |  |
| 349                               | Oceanfront Encroachment Annual Permit               | \$ 528.36                   |                   | \$ 528.00                   |                    | \$ 563.00                   |         | Policy            | \$ 563.39                   | Yes   | Depth Of Encroachment 5.0-7.5 Feet/   | 9/22/2018           |   |  |   |  |   |  |                       |  |       |  |   |  |
| 350                               | Oceanfront Encroachment Annual Permit               | \$ 704.48                   |                   | \$ 704.00                   |                    | \$ 751.00                   |         | Policy            | \$ 751.19                   | Yes   | Depth Of Encroachment 7.5-10 Feet/  | 9/22/2018           |   |  |   |  |   |  |                       |  |       |  |   |  |

Exhibit 1 - Revision to the Schedule of Rents, Fines, and Fees (Final)

Resolution Adoption (1st Reading): July 24, 2018

Ordinance Adoption (2nd Reading): Aug 14, 2018

|  | A                 | B                           | C                 | D                           | E                  | F                           | G       | H                 | I                           | J   | K   | L                   |
|--|-------------------|-----------------------------|-------------------|-----------------------------|--------------------|-----------------------------|---------|-------------------|-----------------------------|---|---|---------------------|
|  | 2016 adj          |                             | Current Charges   |                             | Proposed Charges   |                             |         | 2018 adj          |                             | 2018 CPI Adjustment %   |   | 6.63%               |
|  | Full Cost         |                             | Rounded down      |                             | Fee @ Policy Level |                             |         | Full Cost         |                             | CPI calculation based on LA-Long Beach-Anaheim adjustment from Apr 2016 to Apr 2018 |   |                     |
| SERVICE NAME   | Total or Base Fee | Incremental (if applicable) | Total or Base Fee | Incremental (if applicable) | Total or Base Fee  | Incremental (if applicable) | TYPE    | Total or Base Fee | Incremental (if applicable) | CPI   | Description / Notes   | Implementation Date |
| 351 Oceanfront Encroachment Annual Permit            | \$ 1,057.87       |                             | \$ 1,057.00       |                             | \$ 1,127.00        |                             | Policy  | \$ 1,128.00       |                             | Yes   | Depth Of Encroachment 10-15 Feet/   | 9/22/2018           |
| 352 Parcel Map Check                                 | \$ 2,488.65       |                             | \$ 2,488.00       |                             | \$ 2,653.00        |                             | COS-Fee | \$ 2,653.63       |                             | Yes   | /   | 9/22/2018           |
| 353 Plan Check                                       | \$ 155.16         |                             | \$ 155.00         |                             | \$ 165.00          |                             | COS-Fee | \$ 165.44         |                             | Yes   | Engineering Plan Check Fee - Charged hourly/  | 9/22/2018           |
| 354 Plan Check with Pre-Permit Review                | \$ 139.46         |                             | \$ 139.00         |                             | \$ 148.00          |                             | COS-Fee | \$ 148.71         |                             | Yes   | Charged hourly/   | 9/22/2018           |
| 355 Street Closure Permit with Engineering Review    | \$ 65.75          |                             | \$ 65.00          |                             | \$ 70.00           |                             | COS-Fee | \$ 70.11          |                             | Yes   | Temporary Closure Of Public Property/   | 9/22/2018           |
| 356 Street Closure Permit without Engineering Review | \$ 27.02          |                             | \$ 27.00          |                             | \$ 28.00           |                             | COS-Fee | \$ 28.81          |                             | Yes   | Temporary Closure Of Public Property/   | 9/22/2018           |
| 357 Street Easement and Vacation Processing Fee      | \$ 1,022.23       |                             | \$ 1,022.00       |                             | \$ 1,089.00        |                             | COS-Fee | \$ 1,090.00       |                             | Yes   | /Base+ hourly rate if > 6.75 hours  | 9/22/2018           |
| 358 Traffic Control Plan Check                       | \$ 65.75          |                             | \$ 65.00          |                             | \$ 70.00           |                             | COS-Fee | \$ 70.11          |                             | Yes   | 8½" x 11"/11" x17"; per sheet/  | 9/22/2018           |
| 359 Traffic Control Plan Check                       | \$ 143.21         |                             | \$ 143.00         |                             | \$ 152.00          |                             | COS-Fee | \$ 152.70         |                             | Yes   | 24" x 36"; per sheet/   | 9/22/2018           |
| 360 Traffic Subdivision Plan Check                   | \$ 139.46         |                             | \$ 139.00         |                             | \$ 148.00          |                             | COS-Fee | \$ 148.71         |                             | Yes   | Charged hourly/   | 9/22/2018           |
| <b>PUBLIC WORKS - HARBOR RESOURCES</b>               |                   |                             |                   |                             |                    |                             |         |                   |                             |   | /   |                     |
| <b>Plan Review</b>                                   |                   |                             |                   |                             |                    |                             |         |                   |                             |   | /   |                     |
| 361 Live Aboard Permits                              | \$ 317.82         |                             | \$ 317.00         |                             | \$ 338.00          |                             | COS-Fee | \$ 338.89         |                             | Yes   | Annual Permit Fee/  | 7/24/2018           |
| 362 Marine Activities Permit - initial               | \$ 686.32         |                             | \$ 686.00         |                             | \$ 731.00          |                             | COS-Fee | \$ 731.82         |                             | Yes   | /   | 7/24/2018           |
| 363 Marine Activities Permit - renewal               | \$ 203.43         |                             | \$ 203.00         |                             | \$ 216.00          |                             | COS-Fee | \$ 216.92         |                             | Yes   | /   | 7/24/2018           |
| 364 Pier Permit Transfer                             | \$ 234.48         |                             | \$ 234.00         |                             | \$ 250.00          |                             | COS-Fee | \$ 250.03         |                             | Yes   | Commercial and non commercial piers/  | 7/24/2018           |
| 365 Plan Check Fee                                   | \$ 523.26         |                             | \$ 523.00         |                             | \$ 557.00          |                             | COS-Fee | \$ 557.94         |                             | Yes   | New Construction w/ Agency Approval/  | 7/24/2018           |
| 366 Plan Check Fee                                   | \$ 123.05         |                             | \$ 123.00         |                             | \$ 131.00          |                             | COS-Fee | \$ 131.21         |                             | Yes   | Maintenance/  | 7/24/2018           |
| 367 RGP Dredging Permit                              | \$ 1,707.94       |                             | \$ 1,707.00       |                             | \$ 1,821.00        |                             | COS-Fee | \$ 1,821.16       |                             | Yes   | /   | 7/24/2018           |
| 368 Wait List for Balboa Yacht Basin                 | \$ 35.77          |                             | \$ 35.00          |                             | \$ 38.00           |                             | COS-Fee | \$ 38.15          |                             | Yes   | Slips and Garages/  | 7/24/2018           |
| 369 Wait List for Live aboard                        | \$ 35.77          |                             | \$ 35.00          |                             | \$ 38.00           |                             | COS-Fee | \$ 38.15          |                             | Yes   | /   | 7/24/2018           |
| <b>PUBLIC WORKS - WATER QUALITY</b>                  |                   |                             |                   |                             |                    |                             |         |                   |                             |   | /   |                     |
| 370 WQ Construction Site Inspections                 | \$ 108.40         |                             | \$ 108.00         |                             | \$ 115.00          |                             | COS-Fee | \$ 115.59         |                             | Yes   | Inspection/   | 9/22/2018           |
| <b>RECREATION AND SENIOR SERVICES</b>                |                   |                             |                   |                             |                    |                             |         |                   |                             |   | /   |                     |
| <b>Administration</b>                                |                   |                             |                   |                             |                    |                             |         |                   |                             |   | /   |                     |
| 371 Admin Processing Fee                             | \$ 10.54          |                             | \$ 5.00           |                             | \$ 5.00            |                             | COS-Fee | \$ 11.24          |                             | Yes   | Applies to program and Facility Use charges/\$5 Recovery per M.C. 3.36.030 Exhibit A                            | 7/24/2018           |
| 372 Class Refund                                     | \$ 82.74          |                             | \$ 10.00          |                             | \$ 10.00           |                             | COS-Fee | \$ 88.23          |                             | Yes   | For classes \$74 or less/\$10 Recovery per M.C. 3.36.030 Exhibit A  | 7/24/2018           |
| 373 Class Refund                                     | \$ 79.97          |                             | \$ 20.00          |                             | \$ 20.00           |                             | COS-Fee | \$ 85.27          |                             | Yes   | For classes \$75 and over/\$20 Recovery per M.C. 3.36.030 Exhibit A   | 7/24/2018           |
| <b>Facility Use</b>                                  |                   |                             |                   |                             |                    |                             |         |                   |                             |   | Insurance, Deposits And Set-up Fees May Be Required, Availability May Be Limited, Other Restrictions May Apply/ |                     |
| <b>Meeting Rooms</b>                                 |                   |                             |                   |                             |                    |                             |         |                   |                             |   | /   |                     |



Exhibit 1 - Revision to the Schedule of Rents, Fines, and Fees (Final)

Resolution Adoption (1st Reading): July 24, 2018

Ordinance Adoption (2nd Reading): Aug 14, 2018

|   | A                 |                             | B                 |                             | C                  |                             | D         |                   | E   |     | F   |                     | G | H |  | I | J | K |  | L |
|---|-------------------|-----------------------------|-------------------|-----------------------------|--------------------|-----------------------------|-----------|-------------------|---|-----|---|---------------------|---|---|--|---|---|---|--|---|
|   | 2016 adj          |                             | Current Charges   |                             | Proposed Charges   |                             | 2018 adj  |                   | 2018 CPI Adjustment %   |     | 6.63%   |                     |   |   |  |   |   |   |  |   |
|   | Full Cost         |                             | Rounded down      |                             | Fee @ Policy Level |                             | Full Cost |                   | CPI calculation based on LA-Long Beach-Anaheim adjustment from Apr 2016 to Apr 2018 |     |   |                     |   |   |  |   |   |   |  |   |
| SERVICE NAME  | Total or Base Fee | Incremental (if applicable) | Total or Base Fee | Incremental (if applicable) | Total or Base Fee  | Incremental (if applicable) | TYPE      | Total or Base Fee | Incremental (if applicable)   | CPI | Description / Notes                                       | Implementation Date |   |   |  |   |   |   |  |   |
| Balboa Community Center, Bonita Creek, Carroll Beek, Cliff Drive, Mariners/VJC, Balboa Community Center, West |                   |                             |                   |                             |                    |                             |           |                   |   |     |   |                     |   |   |  |   |   |   |  |   |
| 374 Newport Community Center  | \$ 144.00         |                             | \$ 144.00         |                             | \$ 153.00          |                             | Rental    |                   |   | Yes | Commercial Resident Rate, Fee Per Hour 2 Hour Minimum/    | 7/24/2018           |   |   |  |   |   |   |  |   |
| Balboa Community Center, Bonita Creek, Carroll Beek, Cliff Drive, Mariners/VJC, Balboa Community Center, West |                   |                             |                   |                             |                    |                             |           |                   |   |     |   |                     |   |   |  |   |   |   |  |   |
| 375 Newport Community Center  | \$ 290.00         |                             | \$ 290.00         |                             | \$ 309.00          |                             | Rental    |                   |   | Yes | Commercial Nonresident Rate, Fee Per Hour 2 Hour Minimum/ | 7/24/2018           |   |   |  |   |   |   |  |   |
| Balboa Community Center, Bonita Creek, Carroll Beek, Cliff Drive, Mariners/VJC, Balboa Community Center, West |                   |                             |                   |                             |                    |                             |           |                   |   |     |   |                     |   |   |  |   |   |   |  |   |
| 376 Newport Community Center  | \$ 45.00          |                             | \$ 45.00          |                             | \$ 47.00           |                             | Rental    |                   |   | Yes | Non-Profit Resident Rate, Fee Per Hour 2 Hour Minimum/    | 7/24/2018           |   |   |  |   |   |   |  |   |
| Balboa Community Center, Bonita Creek, Carroll Beek, Cliff Drive, Mariners/VJC, Balboa Community Center, West |                   |                             |                   |                             |                    |                             |           |                   |   |     |   |                     |   |   |  |   |   |   |  |   |
| 377 Newport Community Center  | \$ 85.00          |                             | \$ 85.00          |                             | \$ 90.00           |                             | Rental    |                   |   | Yes | Non-Profit Nonresident Rate, Fee Per Hour 2 Hour Minimum/ | 7/24/2018           |   |   |  |   |   |   |  |   |
| Balboa Community Center, Bonita Creek, Carroll Beek, Cliff Drive, Mariners/VJC, Balboa Community Center, West |                   |                             |                   |                             |                    |                             |           |                   |   |     |   |                     |   |   |  |   |   |   |  |   |
| 378 Newport Community Center  | \$ 72.00          |                             | \$ 72.00          |                             | \$ 76.00           |                             | Rental    |                   |   | Yes | Private Resident Rate, Fee Per Hour 2 Hour Minimum/       | 7/24/2018           |   |   |  |   |   |   |  |   |
| Balboa Community Center, Bonita Creek, Carroll Beek, Cliff Drive, Mariners/VJC, Balboa Community Center, West |                   |                             |                   |                             |                    |                             |           |                   |   |     |   |                     |   |   |  |   |   |   |  |   |
| 379 Newport Community Center  | \$ 143.00         |                             | \$ 143.00         |                             | \$ 152.00          |                             | Rental    |                   |   | Yes | Private Nonresident Rate, Fee Per Hour 2 Hour Minimum/    | 7/24/2018           |   |   |  |   |   |   |  |   |
| Balboa Community Center, Bonita Creek, Carroll Beek, Cliff Drive, Mariners/VJC, Balboa Community Center, West |                   |                             |                   |                             |                    |                             |           |                   |   |     |   |                     |   |   |  |   |   |   |  |   |
| 380 Newport Community Center  | \$ 20.00          |                             | \$ 20.00          |                             | \$ 21.00           |                             | Rental    |                   |   | Yes | Resident Non-profit Youth Service Organization Rate/      | 7/24/2018           |   |   |  |   |   |   |  |   |
| Balboa Community Center, Bonita Creek, Carroll Beek, Cliff Drive, Mariners/VJC, Balboa Community Center, West |                   |                             |                   |                             |                    |                             |           |                   |   |     |   |                     |   |   |  |   |   |   |  |   |
| 381 Civic Center Community Room   | \$ 310.00         |                             | \$ 310.00         |                             | \$ 330.00          |                             | Rental    |                   |   | Yes | Commercial Resident Rate, Fee Per Hour 2 Hour Minimum/    | 7/24/2018           |   |   |  |   |   |   |  |   |
| Balboa Community Center, Bonita Creek, Carroll Beek, Cliff Drive, Mariners/VJC, Balboa Community Center, West |                   |                             |                   |                             |                    |                             |           |                   |   |     |   |                     |   |   |  |   |   |   |  |   |
| 382 Civic Center Community Room   | \$ 562.00         |                             | \$ 562.00         |                             | \$ 599.00          |                             | Rental    |                   |   | Yes | Commercial Nonresident Rate, Fee Per Hour 2 Hour Minimum/ | 7/24/2018           |   |   |  |   |   |   |  |   |
| Balboa Community Center, Bonita Creek, Carroll Beek, Cliff Drive, Mariners/VJC, Balboa Community Center, West |                   |                             |                   |                             |                    |                             |           |                   |   |     |   |                     |   |   |  |   |   |   |  |   |
| 383 Civic Center Community Room   | \$ 120.00         |                             | \$ 120.00         |                             | \$ 127.00          |                             | Rental    |                   |   | Yes | Non-Profit Resident Rate, Fee Per Hour 2 Hour Minimum/    | 7/24/2018           |   |   |  |   |   |   |  |   |
| Balboa Community Center, Bonita Creek, Carroll Beek, Cliff Drive, Mariners/VJC, Balboa Community Center, West |                   |                             |                   |                             |                    |                             |           |                   |   |     |   |                     |   |   |  |   |   |   |  |   |
| 384 Civic Center Community Room   | \$ 180.00         |                             | \$ 180.00         |                             | \$ 191.00          |                             | Rental    |                   |   | Yes | Non-Profit Nonresident Rate, Fee Per Hour 2 Hour Minimum/ | 7/24/2018           |   |   |  |   |   |   |  |   |
| Balboa Community Center, Bonita Creek, Carroll Beek, Cliff Drive, Mariners/VJC, Balboa Community Center, West |                   |                             |                   |                             |                    |                             |           |                   |   |     |   |                     |   |   |  |   |   |   |  |   |
| 385 Civic Center Community Room   | \$ 175.00         |                             | \$ 175.00         |                             | \$ 186.00          |                             | Rental    |                   |   | Yes | Private Resident Rate, Fee Per Hour 2 Hour Minimum/       | 7/24/2018           |   |   |  |   |   |   |  |   |
| Balboa Community Center, Bonita Creek, Carroll Beek, Cliff Drive, Mariners/VJC, Balboa Community Center, West |                   |                             |                   |                             |                    |                             |           |                   |   |     |   |                     |   |   |  |   |   |   |  |   |
| 386 Civic Center Community Room   | \$ 280.00         |                             | \$ 280.00         |                             | \$ 298.00          |                             | Rental    |                   |   | Yes | Private Nonresident Rate, Fee Per Hour 2 Hour Minimum/    | 7/24/2018           |   |   |  |   |   |   |  |   |
| Balboa Community Center, Bonita Creek, Carroll Beek, Cliff Drive, Mariners/VJC, Balboa Community Center, West |                   |                             |                   |                             |                    |                             |           |                   |   |     |   |                     |   |   |  |   |   |   |  |   |
| 387 Civic Center Community Room   | \$ 75.00          |                             | \$ 75.00          |                             | \$ 79.00           |                             | Rental    |                   |   | Yes | Resident Non-profit Youth Service Organization Rate/      | 7/24/2018           |   |   |  |   |   |   |  |   |
| Balboa Community Center, Bonita Creek, Carroll Beek, Cliff Drive, Mariners/VJC, Balboa Community Center, West |                   |                             |                   |                             |                    |                             |           |                   |   |     |   |                     |   |   |  |   |   |   |  |   |
| 388 Civic Center Lawn   | \$ 230.00         |                             | \$ 230.00         |                             | \$ 245.00          |                             | Rental    |                   |   | Yes | Commercial Resident Rate, Fee Per Hour 2 Hour Minimum/    | 7/24/2018           |   |   |  |   |   |   |  |   |
| Balboa Community Center, Bonita Creek, Carroll Beek, Cliff Drive, Mariners/VJC, Balboa Community Center, West |                   |                             |                   |                             |                    |                             |           |                   |   |     |   |                     |   |   |  |   |   |   |  |   |
| 389 Civic Center Lawn   | \$ 430.00         |                             | \$ 430.00         |                             | \$ 458.00          |                             | Rental    |                   |   | Yes | Commercial Nonresident Rate, Fee Per Hour 2 Hour Minimum/ | 7/24/2018           |   |   |  |   |   |   |  |   |
| Balboa Community Center, Bonita Creek, Carroll Beek, Cliff Drive, Mariners/VJC, Balboa Community Center, West |                   |                             |                   |                             |                    |                             |           |                   |   |     |   |                     |   |   |  |   |   |   |  |   |
| 390 Civic Center Lawn   | \$ 66.00          |                             | \$ 66.00          |                             | \$ 70.00           |                             | Rental    |                   |   | Yes | Non-Profit Resident Rate, Fee Per Hour 2 Hour Minimum/    | 7/24/2018           |   |   |  |   |   |   |  |   |
| Balboa Community Center, Bonita Creek, Carroll Beek, Cliff Drive, Mariners/VJC, Balboa Community Center, West |                   |                             |                   |                             |                    |                             |           |                   |   |     |   |                     |   |   |  |   |   |   |  |   |
| 391 Civic Center Lawn   | \$ 102.00         |                             | \$ 102.00         |                             | \$ 108.00          |                             | Rental    |                   |   | Yes | Non-Profit Nonresident Rate, Fee Per Hour 2 Hour Minimum/ | 7/24/2018           |   |   |  |   |   |   |  |   |
| Balboa Community Center, Bonita Creek, Carroll Beek, Cliff Drive, Mariners/VJC, Balboa Community Center, West |                   |                             |                   |                             |                    |                             |           |                   |   |     |   |                     |   |   |  |   |   |   |  |   |
| 392 Civic Center Lawn   | \$ 75.00          |                             | \$ 75.00          |                             | \$ 79.00           |                             | Rental    |                   |   | Yes | Private Resident Rate, Fee Per Hour 2 Hour Minimum/       | 7/24/2018           |   |   |  |   |   |   |  |   |
| Balboa Community Center, Bonita Creek, Carroll Beek, Cliff Drive, Mariners/VJC, Balboa Community Center, West |                   |                             |                   |                             |                    |                             |           |                   |   |     |   |                     |   |   |  |   |   |   |  |   |
| 393 Civic Center Lawn   | \$ 120.00         |                             | \$ 120.00         |                             | \$ 127.00          |                             | Rental    |                   |   | Yes | Private Nonresident Rate, Fee Per Hour 2 Hour Minimum/    | 7/24/2018           |   |   |  |   |   |   |  |   |
| Balboa Community Center, Bonita Creek, Carroll Beek, Cliff Drive, Mariners/VJC, Balboa Community Center, West |                   |                             |                   |                             |                    |                             |           |                   |   |     |   |                     |   |   |  |   |   |   |  |   |
| 394 Civic Center Lawn   | \$ 50.00          |                             | \$ 50.00          |                             | \$ 53.00           |                             | Rental    |                   |   | Yes | Resident Non-profit Youth Service Organization Rate/      | 7/24/2018           |   |   |  |   |   |   |  |   |
| Balboa Community Center, Bonita Creek, Carroll Beek, Cliff Drive, Mariners/VJC, Balboa Community Center, West |                   |                             |                   |                             |                    |                             |           |                   |   |     |   |                     |   |   |  |   |   |   |  |   |
| 395 Council Chamber   | \$ 234.00         |                             | \$ 234.00         |                             | \$ 249.00          |                             | Rental    |                   |   | Yes | Commercial Resident Rate, Fee Per Hour 2 Hour Minimum/    | 7/24/2018           |   |   |  |   |   |   |  |   |
| Balboa Community Center, Bonita Creek, Carroll Beek, Cliff Drive, Mariners/VJC, Balboa Community Center, West |                   |                             |                   |                             |                    |                             |           |                   |   |     |   |                     |   |   |  |   |   |   |  |   |
| 396 Council Chamber   | \$ 462.00         |                             | \$ 462.00         |                             | \$ 492.00          |                             | Rental    |                   |   | Yes | Commercial Nonresident Rate, Fee Per Hour 2 Hour Minimum/ | 7/24/2018           |   |   |  |   |   |   |  |   |
| Balboa Community Center, Bonita Creek, Carroll Beek, Cliff Drive, Mariners/VJC, Balboa Community Center, West |                   |                             |                   |                             |                    |                             |           |                   |   |     |   |                     |   |   |  |   |   |   |  |   |
| 397 Council Chamber   | \$ 46.00          |                             | \$ 46.00          |                             | \$ 49.00           |                             | Rental    |                   |   | Yes | Non-Profit Resident Rate, Fee Per Hour 2 Hour Minimum/    | 7/24/2018           |   |   |  |   |   |   |  |   |
| Balboa Community Center, Bonita Creek, Carroll Beek, Cliff Drive, Mariners/VJC, Balboa Community Center, West |                   |                             |                   |                             |                    |                             |           |                   |   |     |   |                     |   |   |  |   |   |   |  |   |
| 398 Council Chamber   | \$ 85.00          |                             | \$ 85.00          |                             | \$ 90.00           |                             | Rental    |                   |   | Yes | Non-Profit Nonresident Rate, Fee Per Hour 2 Hour Minimum/ | 7/24/2018           |   |   |  |   |   |   |  |   |
| Balboa Community Center, Bonita Creek, Carroll Beek, Cliff Drive, Mariners/VJC, Balboa Community Center, West |                   |                             |                   |                             |                    |                             |           |                   |   |     |   |                     |   |   |  |   |   |   |  |   |
| 399 Council Chamber   | \$ 72.00          |                             | \$ 72.00          |                             | \$ 76.00           |                             | Rental    |                   |   | Yes | Private Resident Rate, Fee Per Hour 2 Hour Minimum/       | 7/24/2018           |   |   |  |   |   |   |  |   |

Exhibit 1 - Revision to the Schedule of Rents, Fines, and Fees (Final)

Resolution Adoption (1st Reading): July 24, 2018

Ordinance Adoption (2nd Reading): Aug 14, 2018

|                                |                   | A                           | B                 | C                           | D                 | E                           | F      | G                 | H                           | I   | J  | K   | L     |
|--------------------------------|-------------------|-----------------------------|-------------------|-----------------------------|-------------------|-----------------------------|--------|-------------------|-----------------------------|-----|--|---|-------|
|                                |                   | 2016 adj                    |                   | Current Charges             |                   | Proposed Charges            |        |                   | 2018 adj                    |     |  | 2018 CPI Adjustment %   | 6.63% |
|                                |                   | Full Cost                   |                   | Rounded down                |                   | Fee @ Policy Level          |        |                   | Full Cost                   |     |  | CPI calculation based on LA-Long Beach-Anaheim adjustment from Apr 2016 to Apr 2018 |       |
| SERVICE NAME                   | Total or Base Fee | Incremental (if applicable) | Total or Base Fee | Incremental (if applicable) | Total or Base Fee | Incremental (if applicable) | TYPE   | Total or Base Fee | Incremental (if applicable) | CPI | Description / Notes  | Implementation Date   |       |
| 400 Council Chamber            | \$ 143.00         |                             | \$ 143.00         |                             | \$ 152.00         |                             | Rental |                   |                             | Yes | Private Nonresident Rate, Fee Per Hour 2 Hour Minimum/     | 7/24/2018   |       |
| 401 Council Chamber            | \$ 26.00          |                             | \$ 26.00          |                             | \$ 27.00          |                             | Rental |                   |                             | Yes | Resident Non-profit Youth Service Organization Rate/       | 7/24/2018   |       |
| 402 Newport Theater Art Center | \$ 390.00         |                             | \$ 390.00         |                             | \$ 415.00         |                             | Rental |                   |                             | Yes | Daily Rate, Equipment and Operator Fees/                   | 7/24/2018   |       |
| <b>Community Youth Center</b>  |                   |                             |                   |                             |                   |                             |        |                   |                             |     |  |   |       |
|                                |                   |                             |                   |                             |                   |                             |        |                   |                             |     | /  |   |       |
| 403 Small Classroom            | \$ 160.00         |                             | \$ 160.00         |                             | \$ 170.00         |                             | Rental |                   |                             | Yes | Commercial Resident Rate, Fee Per Hour 2 Hour Minimum/     | 7/24/2018   |       |
| 404 Small Classroom            | \$ 318.00         |                             | \$ 318.00         |                             | \$ 339.00         |                             | Rental |                   |                             | Yes | Commercial Nonresident Rate, Fee Per Hour 2 Hour Minimum/  | 7/24/2018   |       |
| 405 Small Classroom            | \$ 50.00          |                             | \$ 50.00          |                             | \$ 53.00          |                             | Rental |                   |                             | Yes | Non-Profit Resident Rate, Fee Per Hour 2 Hour Minimum/     | 7/24/2018   |       |
| 406 Small Classroom            | \$ 94.00          |                             | \$ 94.00          |                             | \$ 100.00         |                             | Rental |                   |                             | Yes | Non-Profit Non-Resident Rate, Fee Per Hour 2 Hour Minimum/ | 7/24/2018   |       |
| 407 Small Classroom            | \$ 79.00          |                             | \$ 79.00          |                             | \$ 84.00          |                             | Rental |                   |                             | Yes | Private Resident Rate, Fee Per Hour 2 Hour Minimum/        | 7/24/2018   |       |
| 408 Small Classroom            | \$ 158.00         |                             | \$ 158.00         |                             | \$ 168.00         |                             | Rental |                   |                             | Yes | Private Nonresident Rate, Fee Per Hour 2 Hour Minimum/     | 7/24/2018   |       |
| 409 Small Classroom            | \$ 24.00          |                             | \$ 24.00          |                             | \$ 25.00          |                             | Rental |                   |                             | Yes | Resident Non-profit Youth Service Organization Rate/       | 7/24/2018   |       |
| 410 Lincoln Gymnasium          | \$ 319.00         |                             | \$ 319.00         |                             | \$ 340.00         |                             | Rental |                   |                             | Yes | Commercial Resident Rate, Fee Per Hour 2 Hour Minimum/     | 7/24/2018   |       |
| 411 Lincoln Gymnasium          | \$ 611.00         |                             | \$ 611.00         |                             | \$ 651.00         |                             | Rental |                   |                             | Yes | Commercial Nonresident Rate, Fee Per Hour 2 Hour Minimum/  | 7/24/2018   |       |
| 412 Lincoln Gymnasium          | \$ 72.00          |                             | \$ 72.00          |                             | \$ 76.00          |                             | Rental |                   |                             | Yes | Non-Profit Resident Rate, Fee Per Hour 2 Hour Minimum/     | 7/24/2018   |       |
| 413 Lincoln Gymnasium          | \$ 124.00         |                             | \$ 124.00         |                             | \$ 132.00         |                             | Rental |                   |                             | Yes | Non-Profit Nonresident Rate, Fee Per Hour 2 Hour Minimum/  | 7/24/2018   |       |
| 414 Lincoln Gymnasium          | \$ 98.00          |                             | \$ 98.00          |                             | \$ 104.00         |                             | Rental |                   |                             | Yes | Private Residential Rate, Fee Per Hour 2 Hour Minimum/     | 7/24/2018   |       |
| 415 Lincoln Gymnasium          | \$ 176.00         |                             | \$ 176.00         |                             | \$ 187.00         |                             | Rental |                   |                             | Yes | Private Nonresidential Rate, Fee Per Hour 2 Hour Minimum/  | 7/24/2018   |       |
| 416 Lincoln Gymnasium          | \$ 33.00          |                             | \$ 33.00          |                             | \$ 35.00          |                             | Rental |                   |                             | Yes | Resident Non-profit Youth Service Organization Rate/       | 7/24/2018   |       |
| <b>Marina Park</b>             |                   |                             |                   |                             |                   |                             |        |                   |                             |     |  |   |       |
|                                |                   |                             |                   |                             |                   |                             |        |                   |                             |     | /  |   |       |
| 417 Lawn                       | \$ 230.00         |                             | \$ 230.00         |                             | \$ 245.00         |                             | Rental |                   |                             | Yes | Commercial Rate, Fee Per Hour 2 Hour Minimum/              | 7/24/2018   |       |
| 418 Lawn                       | \$ 66.00          |                             | \$ 66.00          |                             | \$ 70.00          |                             | Rental |                   |                             | Yes | Non-Profit Rate, Fee Per Hour 2 Hour Minimum/              | 7/24/2018   |       |
| 419 Lawn                       | \$ 75.00          |                             | \$ 75.00          |                             | \$ 79.00          |                             | Rental |                   |                             | Yes | Private Rate, Fee Per Hour 2 Hour Minimum/                 | 7/24/2018   |       |
| 420 Lawn                       | \$ 50.00          |                             | \$ 50.00          |                             | \$ 53.00          |                             | Rental |                   |                             | Yes | Resident Non-profit Youth Service Organization Rate/       | 7/24/2018   |       |
| 421 Large Event Center         | \$ 351.00         |                             | \$ 351.00         |                             | \$ 374.00         |                             | Rental |                   |                             | Yes | Commercial Resident Rate, Fee Per Hour 2 Hour Minimum/     | 7/24/2018   |       |
| 422 Large Event Center         | \$ 645.00         |                             | \$ 645.00         |                             | \$ 687.00         |                             | Rental |                   |                             | Yes | Commercial Nonresident Rate, Fee Per Hour 2 Hour Minimum/  | 7/24/2018   |       |
| 423 Large Event Center         | \$ 128.00         |                             | \$ 128.00         |                             | \$ 136.00         |                             | Rental |                   |                             | Yes | Non-Profit Resident Rate, Fee Per Hour 2 Hour Minimum/     | 7/24/2018   |       |
| 424 Large Event Center         | \$ 287.00         |                             | \$ 287.00         |                             | \$ 306.00         |                             | Rental |                   |                             | Yes | Non-Profit Nonresident Rate, Fee Per Hour 2 Hour Minimum/  | 7/24/2018   |       |
| 425 Large Event Center         | \$ 225.00         |                             | \$ 225.00         |                             | \$ 239.00         |                             | Rental |                   |                             | Yes | Private Resident Rate, Fee Per Hour 2 Hour Minimum/        | 7/24/2018   |       |
| 426 Large Event Center         | \$ 383.00         |                             | \$ 383.00         |                             | \$ 408.00         |                             | Rental |                   |                             | Yes | Private Nonresident Rate, Fee Per Hour 2 Hour Minimum/     | 7/24/2018   |       |
| 427 Large Event Center         | \$ 75.00          |                             | \$ 75.00          |                             | \$ 79.00          |                             | Rental |                   |                             | Yes | Resident Non-profit Youth Service Organization Rate/       | 7/24/2018   |       |



Exhibit 1 - Revision to the Schedule of Rents, Fines, and Fees (Final)

Resolution Adoption (1st Reading): July 24, 2018

Ordinance Adoption (2nd Reading): Aug 14, 2018

|                                       |                   | A                           | B                 | C                           | D                 | E                           | F         | G   | H                           | I   | J   | K                   | L     |
|---------------------------------------|-------------------|-----------------------------|-------------------|-----------------------------|-------------------|-----------------------------|-----------|---|-----------------------------|-----|---|---------------------|-------|
|                                       |                   | 2016 adj                    | Current Charges   | Proposed Charges            |                   |                             | 2018 adj  | 2018 CPI Adjustment %   |                             |     |   |                     | 6.63% |
|                                       |                   | Full Cost                   | Rounded down      | Fee @ Policy Level          |                   |                             | Full Cost | CPI calculation based on LA-Long Beach-Anaheim adjustment from Apr 2016 to Apr 2018 |                             |     |   |                     |       |
| SERVICE NAME                          | Total or Base Fee | Incremental (if applicable) | Total or Base Fee | Incremental (if applicable) | Total or Base Fee | Incremental (if applicable) | TYPE      | Total or Base Fee   | Incremental (if applicable) | CPI | Description / Notes   | Implementation Date |       |
| 428                                   | Large Room        | \$ 135.00                   | \$ 135.00         | \$ 143.00                   |                   |                             | Rental    |   |                             | Yes | Commercial Resident Rate, Fee Per Hour 2 Hour Minimum/                            | 7/24/2018           |       |
| 429                                   | Large Room        | \$ 238.00                   | \$ 238.00         | \$ 253.00                   |                   |                             | Rental    |   |                             | Yes | Commercial Nonresident Rate, Fee Per Hour 2 Hour Minimum/                         | 7/24/2018           |       |
| 430                                   | Large Room        | \$ 48.00                    | \$ 48.00          | \$ 51.00                    |                   |                             | Rental    |   |                             | Yes | Non-Profit Resident Rate, Fee Per Hour 2 Hour Minimum/                            | 7/24/2018           |       |
| 431                                   | Large Room        | \$ 106.00                   | \$ 106.00         | \$ 113.00                   |                   |                             | Rental    |   |                             | Yes | Non-Profit Nonresident Rate, Fee Per Hour 2 Hour Minimum/                         | 7/24/2018           |       |
| 432                                   | Large Room        | \$ 83.00                    | \$ 83.00          | \$ 88.00                    |                   |                             | Rental    |   |                             | Yes | Private Resident Rate, Fee Per Hour 2 Hour Minimum/                               | 7/24/2018           |       |
| 433                                   | Large Room        | \$ 143.00                   | \$ 143.00         | \$ 152.00                   |                   |                             | Rental    |   |                             | Yes | Private Nonresident Rate, Fee Per Hour 2 Hour Minimum/                            | 7/24/2018           |       |
| 434                                   | Large Room        | \$ 25.00                    | \$ 25.00          | \$ 26.00                    |                   |                             | Rental    |   |                             | Yes | Resident Non-profit Youth Service Organization Rate/                              | 7/24/2018           |       |
| 435                                   | Medium Room       | \$ 102.00                   | \$ 102.00         | \$ 108.00                   |                   |                             | Rental    |   |                             | Yes | Commercial Resident Rate, Fee Per Hour 2 Hour Minimum/                            | 7/24/2018           |       |
| 436                                   | Medium Room       | \$ 193.00                   | \$ 193.00         | \$ 205.00                   |                   |                             | Rental    |   |                             | Yes | Commercial Nonresident Rate, Fee Per Hour 2 Hour Minimum/                         | 7/24/2018           |       |
| 437                                   | Medium Room       | \$ 37.00                    | \$ 37.00          | \$ 39.00                    |                   |                             | Rental    |   |                             | Yes | Non-Profit Resident Rate, Fee Per Hour 2 Hour Minimum/                            | 7/24/2018           |       |
| 438                                   | Medium Room       | \$ 85.00                    | \$ 85.00          | \$ 90.00                    |                   |                             | Rental    |   |                             | Yes | Non-Profit Nonresident Rate, Fee Per Hour 2 Hour Minimum/                         | 7/24/2018           |       |
| 439                                   | Medium Room       | \$ 65.00                    | \$ 65.00          | \$ 69.00                    |                   |                             | Rental    |   |                             | Yes | Private Resident Rate, Fee Per Hour 2 Hour Minimum/                               | 7/24/2018           |       |
| 440                                   | Medium Room       | \$ 111.00                   | \$ 111.00         | \$ 118.00                   |                   |                             | Rental    |   |                             | Yes | Private Nonresident Rate, Fee Per Hour 2 Hour Minimum/                            | 7/24/2018           |       |
| 441                                   | Medium Room       | \$ 20.00                    | \$ 20.00          | \$ 21.00                    |                   |                             | Rental    |   |                             | Yes | Resident Non-profit Youth Service Organization Rate/                              | 7/24/2018           |       |
| 442                                   | Small Room        | \$ 80.00                    | \$ 80.00          | \$ 85.00                    |                   |                             | Rental    |   |                             | Yes | Commercial Resident Rate, Fee Per Hour 2 Hour Minimum/                            | 7/24/2018           |       |
| 443                                   | Small Room        | \$ 146.00                   | \$ 146.00         | \$ 155.00                   |                   |                             | Rental    |   |                             | Yes | Commercial Nonresident Rate, Fee Per Hour 2 Hour Minimum/                         | 7/24/2018           |       |
| 444                                   | Small Room        | \$ 30.00                    | \$ 30.00          | \$ 31.00                    |                   |                             | Rental    |   |                             | Yes | Non-Profit Resident Rate, Fee Per Hour 2 Hour Minimum/                            | 7/24/2018           |       |
| 445                                   | Small Room        | \$ 67.00                    | \$ 67.00          | \$ 71.00                    |                   |                             | Rental    |   |                             | Yes | Non-Profit Nonresident Rate, Fee Per Hour 2 Hour Minimum/                         | 7/24/2018           |       |
| 446                                   | Small Room        | \$ 50.00                    | \$ 50.00          | \$ 53.00                    |                   |                             | Rental    |   |                             | Yes | Private Resident Rate, Fee Per Hour 2 Hour Minimum/                               | 7/24/2018           |       |
| 447                                   | Small Room        | \$ 88.00                    | \$ 88.00          | \$ 93.00                    |                   |                             | Rental    |   |                             | Yes | Private Nonresident Rate, Fee Per Hour 2 Hour Minimum/                            | 7/24/2018           |       |
| 448                                   | Small Room        | \$ 14.00                    | \$ 14.00          | \$ 14.00                    |                   |                             | Rental    |   |                             | Yes | Resident Non-profit Youth Service Organization Rate/                              | 7/24/2018           |       |
| <b>Newport Coast Community Center</b> |                   |                             |                   |                             |                   |                             |           |   |                             |     |   | /                   |       |
| 449                                   | Gymnasium         | \$ 352.00                   | \$ 352.00         | \$ 375.00                   |                   |                             | Rental    |   |                             | Yes | Commercial Resident Rate, Fee Per Hour 2 Hour Minimum/                            | 7/24/2018           |       |
| 450                                   | Gymnasium         | \$ 676.00                   | \$ 676.00         | \$ 720.00                   |                   |                             | Rental    |   |                             | Yes | Commercial Nonresident Rate, Fee Per Hour 2 Hour Minimum/                         | 7/24/2018           |       |
| 451                                   | Gymnasium         | \$ 79.00                    | \$ 79.00          | \$ 84.00                    |                   |                             | Rental    |   |                             | Yes | Non-Profit Resident Rate, Fee Per Hour 2 Hour Minimum/                            | 7/24/2018           |       |
| 452                                   | Gymnasium         | \$ 136.00                   | \$ 136.00         | \$ 145.00                   |                   |                             | Rental    |   |                             | Yes | Non-Profit Nonresident Rate, Fee Per Hour 2 Hour Minimum/                         | 7/24/2018           |       |
| 453                                   | Gymnasium         | \$ 108.00                   | \$ 108.00         | \$ 115.00                   |                   |                             | Rental    |   |                             | Yes | Private Resident Rate, Fee Per Hour 2 Hour Minimum/                               | 7/24/2018           |       |
| 454                                   | Gymnasium         | \$ 195.00                   | \$ 195.00         | \$ 207.00                   |                   |                             | Rental    |   |                             | Yes | Private Nonresident Rate, Fee Per Hour 2 Hour Minimum/                            | 7/24/2018           |       |
| 455                                   | Gymnasium         | \$ 43.00                    | \$ 43.00          | \$ 45.00                    |                   |                             | Rental    |   |                             | Yes | Resident Non-profit Youth Service Organization Rate, Fee Per Hour 2 Hour Minimum/ | 7/24/2018           |       |
| 456                                   | Large Classroom   | \$ 270.00                   | \$ 270.00         | \$ 287.00                   |                   |                             | Rental    |   |                             | Yes | Commercial Resident Rate, Fee Per Hour 2 Hour Minimum/                            | 7/24/2018           |       |

Exhibit 1 - Revision to the Schedule of Rents, Fines, and Fees (Final)

Resolution Adoption (1st Reading): July 24, 2018

Ordinance Adoption (2nd Reading): Aug 14, 2018

|                             | A                 | B                           | C                 | D                           | E                  | F                           | G      | H                 | I                           | J   | K   | L                   |
|-----------------------------|-------------------|-----------------------------|-------------------|-----------------------------|--------------------|-----------------------------|--------|-------------------|-----------------------------|-----|---|---------------------|
|                             | 2016 adj          |                             | Current Charges   |                             | Proposed Charges   |                             |        | 2018 adj          |                             |     | 2018 CPI Adjustment %   |                     |
|                             | Full Cost         |                             | Rounded down      |                             | Fee @ Policy Level |                             |        | Full Cost         |                             |     | CPI calculation based on LA-Long Beach-Anaheim adjustment from Apr 2016 to Apr 2018 |                     |
| SERVICE NAME                | Total or Base Fee | Incremental (if applicable) | Total or Base Fee | Incremental (if applicable) | Total or Base Fee  | Incremental (if applicable) | TYPE   | Total or Base Fee | Incremental (if applicable) | CPI | Description / Notes   | Implementation Date |
| 457 Large Classroom         | \$ 519.00         |                             | \$ 519.00         |                             | \$ 553.00          |                             | Rental |                   |                             | Yes | Commercial Nonresident Rate, Fee Per Hour 2 Hour Minimum/                           | 7/24/2018           |
| 458 Large Classroom         | \$ 66.00          |                             | \$ 66.00          |                             | \$ 70.00           |                             | Rental |                   |                             | Yes | Non-Profit Resident Rate, Fee Per Hour 2 Hour Minimum/                              | 7/24/2018           |
| 459 Large Classroom         | \$ 132.00         |                             | \$ 132.00         |                             | \$ 140.00          |                             | Rental |                   |                             | Yes | Non-Profit Non-Resident Rate, Fee Per Hour 2 Hour Minimum/                          | 7/24/2018           |
| 460 Large Classroom         | \$ 126.00         |                             | \$ 126.00         |                             | \$ 134.00          |                             | Rental |                   |                             | Yes | Private Resident Rate, Fee Per Hour 2 Hour Minimum/                                 | 7/24/2018           |
| 461 Large Classroom         | \$ 246.00         |                             | \$ 246.00         |                             | \$ 262.00          |                             | Rental |                   |                             | Yes | Private Nonresident Rate, Fee Per Hour 2 Hour Minimum/                              | 7/24/2018           |
| 462 Large Classroom         | \$ 48.00          |                             | \$ 48.00          |                             | \$ 51.00           |                             | Rental |                   |                             | Yes | Resident Non-profit Youth Service Organization Rate/                                | 7/24/2018           |
| 463 Small Classroom         | \$ 160.00         |                             | \$ 160.00         |                             | \$ 170.00          |                             | Rental |                   |                             | Yes | Commercial Resident Rate, Fee Per Hour 2 Hour Minimum/                              | 7/24/2018           |
| 464 Small Classroom         | \$ 318.00         |                             | \$ 318.00         |                             | \$ 339.00          |                             | Rental |                   |                             | Yes | Commercial Nonresident Rate, Fee Per Hour 2 Hour Minimum/                           | 7/24/2018           |
| 465 Small Classroom         | \$ 50.00          |                             | \$ 50.00          |                             | \$ 53.00           |                             | Rental |                   |                             | Yes | Non-Profit Resident Rate, Fee Per Hour 2 Hour Minimum/                              | 7/24/2018           |
| 466 Small Classroom         | \$ 94.00          |                             | \$ 94.00          |                             | \$ 100.00          |                             | Rental |                   |                             | Yes | Non-Profit Non-Resident Rate, Fee Per Hour 2 Hour Minimum/                          | 7/24/2018           |
| 467 Small Classroom         | \$ 79.00          |                             | \$ 79.00          |                             | \$ 84.00           |                             | Rental |                   |                             | Yes | Private Resident Rate, Fee Per Hour 2 Hour Minimum/                                 | 7/24/2018           |
| 468 Small Classroom         | \$ 158.00         |                             | \$ 158.00         |                             | \$ 168.00          |                             | Rental |                   |                             | Yes | Private Nonresident Rate, Fee Per Hour 2 Hour Minimum/                              | 7/24/2018           |
| 469 Small Classroom         | \$ 24.00          |                             | \$ 24.00          |                             | \$ 25.00           |                             | Rental |                   |                             | Yes | Resident Non-profit Youth Service Organization Rate/                                | 7/24/2018           |
| <b>OASIS Senior Center</b>  |                   |                             |                   |                             |                    |                             |        |                   |                             |     | /   |                     |
| 470 OASIS Event Center Room | \$ 360.00         |                             | \$ 360.00         |                             | \$ 383.00          |                             | Rental |                   |                             | Yes | Commercial Resident Rate, Fee Per Hour 2 Hour Minimum/                              | 7/24/2018           |
| 471 OASIS Event Center Room | \$ 645.00         |                             | \$ 645.00         |                             | \$ 687.00          |                             | Rental |                   |                             | Yes | Commercial Nonresident Rate, Fee Per Hour 2 Hour Minimum/                           | 7/24/2018           |
| 472 OASIS Event Center Room | \$ 135.00         |                             | \$ 135.00         |                             | \$ 143.00          |                             | Rental |                   |                             | Yes | Non-Profit Resident Rate, Fee Per Hour 2 Hour Minimum/                              | 7/24/2018           |
| 473 OASIS Event Center Room | \$ 205.00         |                             | \$ 205.00         |                             | \$ 218.00          |                             | Rental |                   |                             | Yes | Non-Profit Non-Resident Rate, Fee Per Hour 2 Hour Minimum/                          | 7/24/2018           |
| 474 OASIS Event Center Room | \$ 200.00         |                             | \$ 200.00         |                             | \$ 213.00          |                             | Rental |                   |                             | Yes | Private Resident Rate, Fee Per Hour 2 Hour Minimum/                                 | 7/24/2018           |
| 475 OASIS Event Center Room | \$ 330.00         |                             | \$ 330.00         |                             | \$ 351.00          |                             | Rental |                   |                             | Yes | Private Nonresident Rate, Fee Per Hour 2 Hour Minimum/                              | 7/24/2018           |
| 476 OASIS Event Center Room | \$ 75.00          |                             | \$ 75.00          |                             | \$ 79.00           |                             | Rental |                   |                             | Yes | Resident Non-profit Youth Service Organization Rate/                                | 7/24/2018           |
| 477 OASIS Large Classroom   | \$ 270.00         |                             | \$ 270.00         |                             | \$ 287.00          |                             | Rental |                   |                             | Yes | Commercial Resident Rate, Fee Per Hour 2 Hour Minimum/                              | 7/24/2018           |
| 478 OASIS Large Classroom   | \$ 519.00         |                             | \$ 519.00         |                             | \$ 553.00          |                             | Rental |                   |                             | Yes | Commercial Nonresident Rate, Fee Per Hour 2 Hour Minimum/                           | 7/24/2018           |
| 479 OASIS Large Classroom   | \$ 66.00          |                             | \$ 66.00          |                             | \$ 70.00           |                             | Rental |                   |                             | Yes | Non-Profit Resident Rate, Fee Per Hour 2 Hour Minimum/                              | 7/24/2018           |
| 480 OASIS Large Classroom   | \$ 132.00         |                             | \$ 132.00         |                             | \$ 140.00          |                             | Rental |                   |                             | Yes | Non-Profit Non-Resident Rate, Fee Per Hour 2 Hour Minimum/                          | 7/24/2018           |
| 481 OASIS Large Classroom   | \$ 126.00         |                             | \$ 126.00         |                             | \$ 134.00          |                             | Rental |                   |                             | Yes | Private Resident Rate, Fee Per Hour 2 Hour Minimum/                                 | 7/24/2018           |
| 482 OASIS Large Classroom   | \$ 246.00         |                             | \$ 246.00         |                             | \$ 262.00          |                             | Rental |                   |                             | Yes | Private Nonresident Rate, Fee Per Hour 2 Hour Minimum/                              | 7/24/2018           |
| 483 OASIS Small Classroom   | \$ 160.00         |                             | \$ 160.00         |                             | \$ 170.00          |                             | Rental |                   |                             | Yes | Commercial Resident Rate, Fee Per Hour 2 Hour Minimum/                              | 7/24/2018           |
| 484 OASIS Small Classroom   | \$ 318.00         |                             | \$ 318.00         |                             | \$ 339.00          |                             | Rental |                   |                             | Yes | Commercial Nonresident Rate, Fee Per Hour 2 Hour Minimum/                           | 7/24/2018           |
| 485 OASIS Small Classroom   | \$ 50.00          |                             | \$ 50.00          |                             | \$ 53.00           |                             | Rental |                   |                             | Yes | Non-Profit Resident Rate, Fee Per Hour 2 Hour Minimum/                              | 7/24/2018           |



Exhibit 1 - Revision to the Schedule of Rents, Fines, and Fees (Final)

Resolution Adoption (1st Reading): July 24, 2018

Ordinance Adoption (2nd Reading): Aug 14, 2018

| SERVICE NAME  | A                 |                             | B                 |                             | C                 |                             | D                 |                             | E    |                   | F                           |  | G                   |           | H   |  | I |  | J                     |  | K     |  | L   |  |
|---|-------------------|-----------------------------|-------------------|-----------------------------|-------------------|-----------------------------|-------------------|-----------------------------|------|-------------------|-----------------------------|--|---------------------|-----------|---|--|---|--|-----------------------|--|-------|--|---|--|
|   | 2016 adj          |                             | Current Charges   |                             | Proposed Charges  |                             |                   |                             |      |                   |                             |  | 2018 adj            |           |   |  |   |  | 2018 CPI Adjustment % |  | 6.63% |  | CPI calculation based on LA-Long Beach-Anaheim adjustment from Apr 2016 to Apr 2018 |  |
|   | Total or Base Fee | Incremental (if applicable) | Total or Base Fee | Incremental (if applicable) | Total or Base Fee | Incremental (if applicable) | Total or Base Fee | Incremental (if applicable) | TYPE | Total or Base Fee | Incremental (if applicable) | CPI  | Description / Notes |           | Implementation Date   |  |   |  |                       |  |       |  |   |  |
| 486 OASIS Small Classroom   | \$ 94.00          |                             | \$ 94.00          |                             | \$ 100.00         |                             |                   | Rental                      |      |                   | Yes                         | Non-Profit Non-Resident Rate, Fee Per Hour 2 Hour Minimum/                         |                     | 7/24/2018 |   |  |   |  |                       |  |       |  |   |  |
| 487 OASIS Small Classroom   | \$ 79.00          |                             | \$ 79.00          |                             | \$ 84.00          |                             |                   | Rental                      |      |                   | Yes                         | Private Resident Rate, Fee Per Hour 2 Hour Minimum/                                |                     | 7/24/2018 |   |  |   |  |                       |  |       |  |   |  |
| 488 OASIS Small Classroom   | \$ 158.00         |                             | \$ 158.00         |                             | \$ 168.00         |                             |                   | Rental                      |      |                   | Yes                         | Private Nonresident Rate, Fee Per Hour 2 Hour Minimum/                             |                     | 7/24/2018 |   |  |   |  |                       |  |       |  |   |  |
| <b>Public Areas</b>   |                   |                             |                   |                             |                   |                             |                   |                             |      |                   |                             |  |                     |           | Insurance, Deposits And Set-up Fees May Be Required, Availability May Be Limited, Other Restrictions May Apply/ |  |   |  |                       |  |       |  |   |  |
| 489 Peninsula Park Gazebo   | \$ 200.00         |                             | \$ 200.00         |                             | \$ 213.00         |                             |                   | Rental                      |      |                   | Yes                         | Commercial Resident Rate (Electricity \$13 Extra) Fee Per Hour 2 Hour Minimum/     |                     | 7/24/2018 |   |  |   |  |                       |  |       |  |   |  |
| 490 Peninsula Park Gazebo   | \$ 400.00         |                             | \$ 400.00         |                             | \$ 426.00         |                             |                   | Rental                      |      |                   | Yes                         | Commercial Nonresident Rate (Electricity \$13 Extra) Fee Per Hour 2 Hour Minimum/  |                     | 7/24/2018 |   |  |   |  |                       |  |       |  |   |  |
| 491 Peninsula Park Gazebo   | \$ 36.00          |                             | \$ 36.00          |                             | \$ 38.00          |                             |                   | Rental                      |      |                   | Yes                         | Non-Profit Resident Rate (Electricity \$13 Extra) Fee Per Hour 2 Hour Minimum/     |                     | 7/24/2018 |   |  |   |  |                       |  |       |  |   |  |
| 492 Peninsula Park Gazebo   | \$ 72.00          |                             | \$ 72.00          |                             | \$ 76.00          |                             |                   | Rental                      |      |                   | Yes                         | Non-Profit Nonresident Rate (Electricity \$13 Extra) Fee Per Hour 2 Hour Min./     |                     | 7/24/2018 |   |  |   |  |                       |  |       |  |   |  |
| 493 Peninsula Park Gazebo   | \$ 45.00          |                             | \$ 45.00          |                             | \$ 47.00          |                             |                   | Rental                      |      |                   | Yes                         | Private Resident Rate (Electricity \$13 Extra), Fee Per Hour 2 Hour Minimum/       |                     | 7/24/2018 |   |  |   |  |                       |  |       |  |   |  |
| 494 Peninsula Park Gazebo   | \$ 90.00          |                             | \$ 90.00          |                             | \$ 95.00          |                             |                   | Rental                      |      |                   | Yes                         | Private Nonresident Rate (Electricity \$13 Extra), Fee Per Hour 2 Hour Minimum/    |                     | 7/24/2018 |   |  |   |  |                       |  |       |  |   |  |
| 495 Peninsula Park Gazebo   | \$ 15.00          |                             | \$ 15.00          |                             | \$ 15.00          |                             |                   | Rental                      |      |                   | Yes                         | Resident Non-profit Youth Service Organization Rate/                               |                     | 7/24/2018 |   |  |   |  |                       |  |       |  |   |  |
| 496 Picnic/Park Areas   | \$ 200.00         |                             | \$ 200.00         |                             | \$ 213.00         |                             |                   | Rental                      |      |                   | Yes                         | Commercial Resident Rate (Max. Table Reservation 50%) Fee Per Hr. 2 Hr. Min./      |                     | 7/24/2018 |   |  |   |  |                       |  |       |  |   |  |
| 497 Picnic/Park Areas   | \$ 15.00          |                             | \$ 15.00          |                             | \$ 15.00          |                             |                   | Rental                      |      |                   | Yes                         | Resident Non-profit Youth Service Organization Rate/                               |                     | 7/24/2018 |   |  |   |  |                       |  |       |  |   |  |
| 498 Picnic/Park Areas   | \$ 401.00         |                             | \$ 401.00         |                             | \$ 427.00         |                             |                   | Rental                      |      |                   | Yes                         | Commercial Nonres. Rate (Max. Table Reservation 50%) Fee Per Hr. 2 Hr. Min./       |                     | 7/24/2018 |   |  |   |  |                       |  |       |  |   |  |
| 499 Picnic/Park Areas   | \$ 36.00          |                             | \$ 36.00          |                             | \$ 38.00          |                             |                   | Rental                      |      |                   | Yes                         | Non-Profit Resident Rate (Max. Table Reservation 50%) Fee Per Hr. 2 Hr. Min./      |                     | 7/24/2018 |   |  |   |  |                       |  |       |  |   |  |
| 500 Picnic/Park Areas   | \$ 72.00          |                             | \$ 72.00          |                             | \$ 76.00          |                             |                   | Rental                      |      |                   | Yes                         | Non-Profit Nonresident Rate (Max. Table Reservation 50%) Fee Per Hr. 2 Hr. Min./   |                     | 7/24/2018 |   |  |   |  |                       |  |       |  |   |  |
| 501 Picnic/Park Areas   | \$ 42.00          |                             | \$ 42.00          |                             | \$ 44.00          |                             |                   | Rental                      |      |                   | Yes                         | Private Resident Rate (Max. Table Reservation 50%) Fee Per Hr. 2 Hr. Min./         |                     | 7/24/2018 |   |  |   |  |                       |  |       |  |   |  |
| 502 Picnic/Park Areas   | \$ 83.00          |                             | \$ 83.00          |                             | \$ 88.00          |                             |                   | Rental                      |      |                   | Yes                         | Private Nonresident Rate (Max. Table Reservation 50%) Fee Per Hr. 2 Hr. Min./      |                     | 7/24/2018 |   |  |   |  |                       |  |       |  |   |  |
| <b>Special Ball Field Services</b>  |                   |                             |                   |                             |                   |                             |                   |                             |      |                   |                             |  |                     |           | /   |  |   |  |                       |  |       |  |   |  |
| 503 Field Maintenance Fee   | \$ 10.00          |                             | \$ 10.00          |                             | \$ 10.00          |                             |                   | Rental                      |      |                   | Yes                         | Per Player Per Season/   |                     | 7/24/2018 |   |  |   |  |                       |  |       |  |   |  |
| 504 Field Preparation   | \$ 45.00          |                             | \$ 45.00          |                             | \$ 47.00          |                             |                   | Rental                      |      |                   | Yes                         | Additional Charge When Provided, Fee Per Field/                                    |                     | 7/24/2018 |   |  |   |  |                       |  |       |  |   |  |
| 505 Lights  | \$ 30.00          |                             | \$ 30.00          |                             | \$ 31.00          |                             |                   | Rental                      |      |                   | Yes                         | Additional Charge When Provided, Fee Per Hour Per Field/                           |                     | 7/24/2018 |   |  |   |  |                       |  |       |  |   |  |
| <b>Ball Fields</b>  |                   |                             |                   |                             |                   |                             |                   |                             |      |                   |                             |  |                     |           | Insurance, Deposits And Set-up Fees May Be Required, Availability May Be Limited, Other Restrictions May Apply/ |  |   |  |                       |  |       |  |   |  |
| Bonita Creek Sports Complex, Buffalo Hills Park, East bluff Park, Grant Howald Park, Lincoln Athletic field, Mariners Parks, Peninsula Park, San Miguel Park, Bonita Canyon Sports Park, Arroyo Park, Bob Henry Park, Coastal Peak Park, Irvine Terrace and Sunset Ridge Park |                   |                             |                   |                             |                   |                             |                   |                             |      |                   |                             |  |                     |           | /   |  |   |  |                       |  |       |  |   |  |
| 506 Ball Fields   | \$ 145.00         |                             | \$ 145.00         |                             | \$ 154.00         |                             |                   | Rental                      |      |                   | Yes                         | Commercial Resident Rate (Lights & Field Prep. Extra) Fee Per Hour 2 Hour Min./    |                     | 7/24/2018 |   |  |   |  |                       |  |       |  |   |  |
| 507 Ball Fields   | \$ 287.00         |                             | \$ 287.00         |                             | \$ 306.00         |                             |                   | Rental                      |      |                   | Yes                         | Commercial Nonresident Rate (Lights & Field Prep. Extra) Fee Per Hr. 2 Hr. Min./   |                     | 7/24/2018 |   |  |   |  |                       |  |       |  |   |  |
| 508 Ball Fields   | \$ 65.00          |                             | \$ 65.00          |                             | \$ 69.00          |                             |                   | Rental                      |      |                   | Yes                         | Non-Profit Resident Rate (Lights & Field Prep. Extra) Fee Per Hour 2 Hour Min./    |                     | 7/24/2018 |   |  |   |  |                       |  |       |  |   |  |
| 509 Ball Fields   | \$ 104.00         |                             | \$ 104.00         |                             | \$ 110.00         |                             |                   | Rental                      |      |                   | Yes                         | Non-Profit Nonresident Rate (Lights & Field Prep. Extra) Fee Per Hour 2 Hour Min./ |                     | 7/24/2018 |   |  |   |  |                       |  |       |  |   |  |

Exhibit 1 - Revision to the Schedule of Rents, Fines, and Fees (Final)

Resolution Adoption (1st Reading): July 24, 2018

Ordinance Adoption (2nd Reading): Aug 14, 2018

|                              |   | A                           | B                 | C                           | D                 | E                           | F       | G                 | H                           | I   | J   | K                   | L |
|------------------------------|---|-----------------------------|-------------------|-----------------------------|-------------------|-----------------------------|---------|-------------------|-----------------------------|---|---|---------------------|---|
|                              |   | 2016 adj                    |                   | Current Charges             |                   | Proposed Charges            |         | 2018 adj          |                             | 2018 CPI Adjustment %   |   | 6.63%               |   |
|                              |   | Full Cost                   |                   | Rounded down                |                   | Fee @ Policy Level          |         | Full Cost         |                             | CPI calculation based on LA-Long Beach-Anaheim adjustment from Apr 2016 to Apr 2018 |   |                     |   |
| SERVICE NAME                 | Total or Base Fee                       | Incremental (if applicable) | Total or Base Fee | Incremental (if applicable) | Total or Base Fee | Incremental (if applicable) | TYPE    | Total or Base Fee | Incremental (if applicable) | CPI   | Description / Notes   | Implementation Date |   |
| 510                          | Ball Fields                             | \$ 85.00                    |                   | \$ 85.00                    |                   | \$ 90.00                    | Rental  |                   |                             | Yes   | Private Resident Rate (Lights & Field Prep. Extra) Fee Per Hour 2 Hour Minimum/   | 7/24/2018           |   |
| 511                          | Ball Fields                             | \$ 143.00                   |                   | \$ 143.00                   |                   | \$ 152.00                   | Rental  |                   |                             | Yes   | Private Nonresident Rate (Lights & Field Prep. Extra) Fee Per Hour 2 Hour Min./   | 7/24/2018           |   |
| <b>Special Event Permits</b> |   |                             |                   |                             |                   |                             |         |                   |                             |   |   |                     |   |
| 512                          | Bundled Event Permit Fee                | \$ 2,931.10                 |                   | \$ 2,931.00                 |                   | \$ 3,125.00                 | COS-Fee | \$ 3,125.41       |                             | Yes   | For every 20 events/<br>Routed To Other Departments No Road Closures, Attachments Or Permits Required By Other Departments/20-50% Recovery per M.C. 3.36.030 Exhibit A                                    | 7/24/2018           |   |
| 513                          | Level 1 Permit Nonresident              | \$ 3,025.28                 |                   | \$ 891.00                   |                   | \$ 950.00                   | COS-Fee | \$ 3,225.83       |                             | Yes   | Submitted Less Than 20 Calendar Days from Event Date/20-50% Recovery per M.C. 3.36.030 Exhibit A  | 7/24/2018           |   |
| 514                          | Level 1 Permit Nonresident Fee          | \$ 3,025.28                 |                   | \$ 1,141.00                 |                   | \$ 1,216.00                 | COS-Fee | \$ 3,225.83       |                             | Yes   | Submitted Less Than 20 Calendar Days from Event Date/0-20% Recovery per M.C. 3.36.030 Exhibit A   | 7/24/2018           |   |
| 515                          | Level 1 Permit Resident                 | \$ 2,944.92                 |                   | \$ 452.00                   |                   | \$ 481.00                   | COS-Fee | \$ 3,140.14       |                             | Yes   | Submitted Less Than 20 Calendar Days from Event Date/0-20% Recovery per M.C. 3.36.030 Exhibit A   | 7/24/2018           |   |
| 516                          | Level 1 Permit Resident Late Fee        | \$ 2,944.92                 |                   | \$ 570.00                   |                   | \$ 607.00                   | COS-Fee | \$ 3,140.14       |                             | Yes   | Submitted Less Than 20 Calendar Days from Event Date/0-20% Recovery per M.C. 3.36.030 Exhibit A   | 7/24/2018           |   |
| 517                          | Level 2 Permit Nonresident              | \$ 4,276.73                 |                   | \$ 2,012.00                 |                   | \$ 2,145.00                 | COS-Fee | \$ 4,560.24       |                             | Yes   | /20-50% Recovery per M.C. 3.36.030 Exhibit A  | 7/24/2018           |   |
| 518                          | Level 2 Permit Nonresident Late Fee     | \$ 4,276.73                 |                   | \$ 2,885.00                 |                   | \$ 3,076.00                 | COS-Fee | \$ 4,560.24       |                             | Yes   | Complex Events Requiring Road Closures, Attachments Or Permits By Other Departments Submitted Less Than 60 Calendar Days From Event Date/50-95% Recovery per M.C. 3.36.030 Exhibit A                      | 7/24/2018           |   |
| 519                          | Level 2 Permit Resident                 | \$ 4,276.73                 |                   | \$ 939.00                   |                   | \$ 1,001.00                 | COS-Fee | \$ 4,560.24       |                             | Yes   | /20-50% Recovery per M.C. 3.36.030 Exhibit A  | 7/24/2018           |   |
| 520                          | Level 2 Permit Resident Late Fee        | \$ 4,276.73                 |                   | \$ 1,447.00                 |                   | \$ 1,542.00                 | COS-Fee | \$ 4,560.24       |                             | Yes   | Complex Events Requiring Road Closures, Attachments Or Permits By Other Departments Submitted Less Than 60 Calendar Days From Event Date/20-50% Recovery per M.C. 3.36.030 Exhibit A                      | 7/24/2018           |   |
| 521                          | Level 3 Permit Nonresident              | \$ 9,501.23                 |                   | \$ 5,095.00                 |                   | \$ 5,432.00                 | COS-Fee | \$ 10,131.09      |                             | Yes   | /50-95% Recovery per M.C. 3.36.030 Exhibit A  | 7/24/2018           |   |
| 522                          | Level 3 Permit Nonresident Late Fee     | \$ 9,501.23                 |                   | \$ 8,988.00                 |                   | \$ 9,583.00                 | COS-Fee | \$ 10,131.09      |                             | Yes   | Major Events Requiring Road Closures, Attachments Or Permits By Other Departments & 1 Pre-event Meeting Submitted Less Than 120 Calendar Days From Event Date/50-95% Recovery per M.C. 3.36.030 Exhibit A | 7/24/2018           |   |
| 523                          | Level 3 Permit Resident                 | \$ 9,501.23                 |                   | \$ 2,666.00                 |                   | \$ 2,842.00                 | COS-Fee | \$ 10,131.09      |                             | Yes   | /20-50% Recovery per M.C. 3.36.030 Exhibit A  | 7/24/2018           |   |
| 524                          | Level 3 Permit Resident Late Fee        | \$ 9,501.23                 |                   | \$ 4,494.00                 |                   | \$ 4,791.00                 | COS-Fee | \$ 10,131.09      |                             | Yes   | Submitted Less Than 120 Calendar Days From Event Date/20-50% Recovery per M.C. 3.36.030 Exhibit A   | 7/24/2018           |   |
| 525                          | Special Events Appeal - to City Council | \$ 3,214.22                 |                   | \$ 1,639.00                 |                   | \$ 1,747.00                 | COS-Fee | \$ 3,427.30       |                             | Yes   | For levels 1, 2 and 3/50-95% Recovery per Municipal Code 3.36.030 Exhibit A   | 7/24/2018           |   |




STATE OF CALIFORNIA            }  
COUNTY OF ORANGE            }  
CITY OF NEWPORT BEACH        }        ss.

I, Leilani I. Brown, City Clerk of the City of Newport Beach, California, do hereby certify that the whole number of members of the City Council is seven; the foregoing resolution, being Resolution No. 2018-55 was duly introduced before and adopted by the City Council of said City at a regular meeting of said Council held on the 24<sup>th</sup> day of July, 2018; and the same was so passed and adopted by the following vote, to wit:

AYES: Council Member Herdman, Council Member Diane Dixon, Council Member Scott Peotter, Council Member Brad Avery, Mayor Pro Tem Will O'Neill  
NAYS: Council Member Kevin Muldoon  
RECUSED: Mayor Duffy Duffield

IN WITNESS WHEREOF, I have hereunto subscribed my name and affixed the official seal of said City this 25<sup>th</sup> day of July, 2018.

  
\_\_\_\_\_  
Leilani I. Brown  
City Clerk  
Newport Beach, California

