

RESOLUTION NO. 2023-30

A RESOLUTION OF THE CITY COUNCIL OF THE CITY OF NEWPORT BEACH, CALIFORNIA, ADOPTING A MODIFIED SCHEDULE OF RENTS, FINES AND FEES

WHEREAS, Section 3.36.010 (Findings) of the Newport Beach Municipal Code (“NBMC”) provides that services and programs that primarily benefit a person requesting the service are traditionally funded in whole, or in part, from fees charged to the person requesting the service;

WHEREAS, Subsection (A) of Section 3.36.030 (Cost Recovery Percentages) of the NBMC provides that the cost recovery percentage appropriate for each user service shall be one hundred percent (100%), unless the amount is modified by Exhibit A to Section 3.36.030 (Cost Recovery Percentages) of the NBMC;

WHEREAS, Subsection (B) of Section 3.36.030 (Cost Recovery Percentages) of the NBMC provides that the City Council shall establish, by resolution, the actual fee or charge for each user service based upon the actual cost of providing the user service;

WHEREAS, Subsection (C) of Section 3.36.030 (Cost Recovery Percentages) of the NBMC provides that the City Council may, by resolution, modify the amount of fee or charge upon a determination that there has been an increase or decrease in one or more cost factors relevant to the calculation of the actual cost of providing the service;

WHEREAS, Subsection (C) of Section 3.36.010 (Findings) of the NBMC provides that to ensure fees charged for services are an accurate reflection of costs, the City should conduct a fee study at least once every five years;

WHEREAS, in 2022, the City retained Clearsource Financial Consulting (“Consultant”) to prepare the cost allocation plan and cost-of-services studies for the City on a rotating basis by department;

WHEREAS, the Consultant prepared cost-of-service studies for the Community Development Department, the Fire Department, and the Police Department (“Cost Studies”);

WHEREAS, statutory fees are mandated or capped by another authority, such as the state;

WHEREAS, pursuant to Resolution No. 2021-21, a fee or charge may be automatically adjusted for changes in the Consumer Price Index (“CPI”) for only three (3) consecutive years and shall not thereafter be adjusted for CPI until a cost study is conducted for that fee or charge, with the exception of rental rates which shall be subject to annual CPI adjustment unless modified by a separate resolution;

WHEREAS, contemporaneous with this resolution, Ordinance No. 2023-7 was introduced to amend Exhibit A of Section 3.36.030 (Cost Recovery Percentages) of the NBMC to update the modification percentage for user services (“Cost Recovery Ordinance”); and

WHEREAS, the City Council desires to adopt a modified Schedule of Rents, Fines and Fees (“SRFF”) which: (i) revises the fees and charges for those user services identified in the Cost Studies to reflect the decreases and increases set forth therein; and (ii) sets forth all other rental rates, fines, and fees.

NOW, THEREFORE, the City Council of the City of Newport Beach resolves as follows:

Section 1: The City Council does hereby adopt the modified SRFF, including all “proposed charges” as set forth in Exhibit 1, which is attached hereto and incorporated herein by reference.

Section 2: For all rents, fines, and fees set forth in the SRFF with an implementation date prior to June 30, 2023, the “current charges,” as set forth in the SRFF, shall remain in effect through June 30, 2023, and the “proposed charges,” which reflect all applicable CPI adjustments through July 1, 2023, shall be effective July 1, 2023. Future annual automatic CPI adjustments for rental rates, fees, and charges that have an implementation date prior to June 30, 2023, as set forth in the SRFF, shall be implemented in accordance with Resolution No. 2021-21.

Section 3: For all rents, fines, and fees set forth in the SRFF with an implementation date on or after July 1, 2023, the “current charges,” as set forth in the SRFF, shall remain in effect until June 30, 2023, and the “proposed charges” shall be effective on the implementation date set forth in the SRFF. The first annual automatic CPI adjustment, in accordance with Resolution No. 2021-21, to rental rates, fees and charges that have an implementation date of July 1, 2023, or thereafter, and that are subject to adjustment, as set forth in Exhibit 1, shall occur on July 1, 2024.

Section 4: Direct pass through, actual, and statutory fees in the SRFF may be updated by the Finance Director as necessary to ensure recovery of all cost, without further action by the City Council.

Section 5: The City Council hereby reaffirms all CPI adjustments to the SRFF that have been implemented in accordance with Resolution Nos. 2021-21 and 2022-23, and which are reflected in the SRFF.

Section 6: Any portion of any prior resolution or SRFF that conflicts with this resolution is hereby repealed and of no further force or effect.


Section 7: The recitals provided in this resolution are true and correct and are incorporated into the operative part of this resolution.

Section 8: If any section, subsection, sentence, clause or phrase of this resolution is, for any reason, held to be invalid or unconstitutional, such decision shall not affect the validity or constitutionality of the remaining portions of this resolution. The City Council hereby declares that it would have passed this resolution, and each section, subsection, sentence, clause or phrase hereof, irrespective of the fact that any one or more sections, subsections, sentences, clauses or phrases be declared invalid or unconstitutional.

Section 9: The City Council finds the adoption of this resolution is not subject to the California Environmental Quality Act ("CEQA") pursuant to Sections 15060(c)(2) (the activity will not result in a direct or reasonably foreseeable indirect physical change in the environment) and 15060(c)(3) (the activity is not a project as defined in Section 15378) of the CEQA Guidelines, California Code of Regulations, Title 14, Division 6, Chapter 3, because it has no potential for resulting in physical change to the environment, directly or indirectly.


Section 10: This resolution shall take effect immediately upon its adoption by the City Council, and the City Clerk shall certify the vote adopting the resolution.

ADOPTED this 13th day of June, 2023.



Noah Blom
Mayor


ATTEST:



Leilani I. Brown
City Clerk



APPROVED AS TO FORM:
CITY ATTORNEY'S OFFICE



Aaron C. Harp
City Attorney

Attachment: Exhibit 1 – 2023 Update to SRFF


STATE OF CALIFORNIA }
COUNTY OF ORANGE }
CITY OF NEWPORT BEACH } ss.

I, Leilani I. Brown, City Clerk of the City of Newport Beach, California, do hereby certify that the whole number of members of the City Council is seven; the foregoing resolution, being Resolution No. 2023-30 was duly introduced before and adopted by the City Council of said City at a regular meeting of said Council held on the 13th day of June, 2023; and the same was so passed and adopted by the following vote, to wit:

AYES: Mayor Noah Blom, Mayor Pro Tem Will O'Neill, Council Member Brad Avery, Council Member Robyn Grant, Council Member Lauren Kleiman, Council Member Joe Stapleton, Council Member Erik Weigand
NAYS: None

IN WITNESS WHEREOF, I have hereunto subscribed my name and affixed the official seal of said City this 14th day of June, 2023.





Leilani I. Brown
City Clerk
Newport Beach, California

City of Newport Beach Schedule of Rents, Fines, and Fees (SRFF) - Detailed

Note: The Consumer Price Index (CPI) percentage by which applicable fees will increase effective 7/1/23 is reflected in the SRFF.
 Note: The fees include a rounded down amount consistent with policy.

SERVICE NAME	DESCRIPTION	Previous Charges		Current Charges				REFERENCE	TYPE	Full Cost/Market Value		CPI	Notes	Implementation Date
		Rounded down/ Fee @ Policy Level		Fee @ Policy Level		Variance From Previous Year				Total or Base Fee	Incremental - (if applicable)			
		Total or Base Fee	Incremental - (if applicable)	Total or Base Fee	Incremental - (if applicable)	Total or Base Fee	Incremental - (if applicable)							
ALL DEPARTMENTS														
1	"B" Size Atlas Map Book Sheets	see notes		see notes		-	-	M.C. 3.36.030	Pass Thru			No	100% of Contractor Cost	07/26/2016
2	"B" Size Color Maps	see notes		see notes		-	-	M.C. 3.36.030	Pass Thru			No	100% of Contractor Cost	07/26/2016
3	"D" Size Atlas Sheets Maps	see notes		see notes		-	-	M.C. 3.36.030	Pass Thru			No	100% of Contractor Cost	07/26/2016
4	"E" Size Maps	see notes		see notes		-	-	M.C. 3.36.030	Pass Thru			No	100% of Contractor Cost	07/26/2016
5	8.5" x 11" Black and White Copy	Per Page	0.03		\$ 0.03	-	-	M.C. 3.36.030	Pass Thru	\$ 0.03		No		04/20/2021
6	8.5" x 11" Color Copy	Per Page	0.07		\$ 0.07	-	-	M.C. 3.36.030	Pass Thru	\$ 0.08		No		04/20/2021
7	Appeals - Appellant Unsuccessful	For services not specified herein (excludes appeals to fines)	see notes	see notes		-	-	M.C. 3.36.030	Pass Thru			No	The fee shall be calculated utilizing the full hourly and burden rate of personnel. Fee shall not exceed actual cost. 50% Recovery per M.C. 3.36.030 Exhibit A - New Fee 2022	07/01/2022
8	Appeals - Appellant Successful	For services not specified herein (excludes appeals to fines)	see notes	see notes		-	-	M.C. 3.36.030	Pass Thru			No	The fee shall be calculated utilizing the full hourly and burden rate of personnel. Fee shall not exceed actual cost. 0% Recovery per M.C. 3.36.030 Exhibit A - New Fee 2022	07/01/2022
9	Atlas Books	see notes		see notes		-	-	M.C. 3.36.030	Pass Thru			No	100% of Contractor Cost	07/26/2016
10	Collection Costs	Costs and Charges for Collection of Delinquent Fees	see notes	see notes		-	-	M.C. 1.05.100	Pass Thru			No	100% of all third party costs and charges	07/26/2016
11	Credit Card Fees	on charges in excess of \$20,000	TBD	TBD		-	-		Pass Thru			No	100% of merchant processing fees (in the form of a percentage) charged on the amount over \$20,000	07/01/2020
12	Vendor Transaction Fee for Online Payment Processing	Processing Charge	see notes	Pass-through		-	-		Pass Thru			No	Pass-through of 100% of merchant processing fees and vendor transaction fees	07/01/2023
13	DOJ Fee for Fingerprint Processing	Per Disk	0.49		\$ 0.49	-	-	M.C. 3.36.030	Pass Thru	\$ 0.49		No	Pass Through 100% DOJ Charge	07/26/2016
14	DVD/CD	Per	6.00		\$ 6.00	-	-	M.C. 3.36.030	Pass Thru			No		07/26/2016
15	Flash Drive	Per	6.00		\$ 6.00	-	-	M.C. 3.36.030	Pass Thru			No		07/01/2021
16	Lobbyist Registration	see notes		see notes		-	-	M.C. 3.36.030	Pass Thru			No	100% of Contractor Cost	07/01/2021
17	Notary Fee	Per Signature	15.00		\$ 15.00	-	-	Gov. Code Section 8211	Statute	\$ 18.36		No	Maximum Permitted	07/01/2022
18	Outside Copy Services	see notes		see notes		-	-	M.C. 3.36.030	Pass Thru			No	100% of Contractor Cost	07/26/2016
19	Penalty and Interest	If fees for services are not paid when due, then in addition to the fees for services a late payment penalty in the amount equal to ten percent (10%) of the unpaid amount shall be imposed.	see notes	see notes		-	-	M.C. 3.36.040	Penalty			No	10% First Penalty / 10% Second Penalty / 10% Interest	07/26/2016
20	Public Record Requests	Public Records Act Requests	see notes	see notes		-	-	P.R. Act	Statute			No	Materials plus-Direct Salary & Benefits Hourly Duplication Rate	07/26/2016
21	Records on Computer DVD/CD/Flash Drive	Public Records Act Requests	see notes	see notes		-	-	P.R. Act	Statute			No	Materials plus Direct Salary and Benefits Hourly Duplication Rate	07/26/2016
22	Return Check Fee	First Returned Check Within One Year Period	25.00		\$ 25.00	-	-	California Civil Code 1719.0 (a)	Statute			No	Maximum Permitted	07/26/2016
23	Return Check Fee	Second And Subsequent Returned Checks Within One Year Period	35.00		\$ 35.00	-	-	California Civil Code 1719.0 (a)	Statute			No	Maximum Permitted	07/26/2016
24	Scanned Copy	Per Page	0.01		\$ 0.01	-	-	M.C. 3.36.030	Pass Thru	\$ 0.02		No		04/20/2021
25	User Service not otherwise identified herein	Full hourly and burden rate of personnel; fee shall not exceed the actual cost incurred.	see notes	see notes		-	-	M.C. 3.36.030	Pass Thru			No	For services not specified herein, the fee shall be calculated utilizing the full hourly and burden rate of personnel Fee shall not exceed actual cost. New fee 2022	07/01/2022
COMMUNITY DEVELOPMENT - BUILDING														
Administration														
26	Accessibility Hardship	Board Ratification	1,259.00		\$ 1,298.00	39.00	-	M.C.15.02	COS-Fee	\$ 1,298.00		Yes		08/12/2023
27	Appeals Board Hearing - Appellant Unsuccessful	Filing Fee for Appeal	1,715.00		\$ 1,768.00	53.00	-	M.C.15.02	COS-Fee	\$ 3,536.00		No	50% Recovery per M.C. 3.36.030 Exhibit A	08/26/2023
28	Appeals Board Hearing - Appellant Successful	Filing Fee for Appeal	-		\$ -	-	-	M.C.15.02	COS-Fee	\$ 3,536.00		No	0% Recovery per M.C. 3.36.030 Exhibit A - New 2018	08/26/2023
29	Authorization to duplicate record drawings		40.00		\$ 41.00	1.00	-	M.C.15.02	COS-Fee	\$ 41.00		Yes		07/01/2023
30	Building Standards (SB 1473) Fee (Valuation)	\$1 - \$25,000	1.00		\$ 1.00	1.00	-		Pass Thru	\$ 1.00		No	Fee established by State of CA	08/12/2023
31	Building Standards (SB 1473) Fee (Valuation)	\$25,001 - \$50,000	2.00		\$ 2.00	2.00	-		Pass Thru	\$ 2.00		No	Fee established by State of CA	08/12/2023
32	Building Standards (SB 1473) Fee (Valuation)	\$50,001 - \$75,000	3.00		\$ 3.00	3.00	-		Pass Thru	\$ 3.00		No	Fee established by State of CA	08/12/2023
33	Building Standards (SB 1473) Fee (Valuation)	\$75,001 - \$100,000	4.00		\$ 4.00	4.00	-		Pass Thru	\$ 4.00		No	Fee established by State of CA	08/12/2023
34	Building Standards (SB 1473) Fee (Valuation)	e) Each Add'l \$25,000 or fraction thereof	Add \$1		Add \$1	Add \$1	-		Pass Thru	Add \$1		No	Fee established by State of CA	08/12/2023
35	Flood Zone Determination	Written Determination	117.00		\$ 121.00	4.00	-	M.C.15.02	COS-Fee	\$ 121.00		Yes		08/12/2023
36	General Plan Maintenance Fee - % of Building Permit Fee				5%				COS-Fee	43%		No	Fee applies to all building permits	08/26/2023
37	Modification To UBC/Alt. Materials & Methods Each Item	To Comply With Section 105 & 106 Of The Uniform Administrative Code	297.00		\$ 306.00	9.00	-	CBC11B-202.4 (exception 8)	COS-Fee	\$ 306.00		Yes		08/12/2023
38	Real Property	Document Prep/Transfer/Assign/Ext	298.00		\$ 307.00	9.00	-	Council Policy F7	COS-Fee	\$ 307.00		Yes		07/01/2023
39	Record Management	Per Sheet Of Drawing	2.00		\$ 2.00	-	-	M.C.15.02	COS-Fee	\$ 2.00		Yes		08/12/2023
40	Special Inspector Licenses Renewal	Per Classification	56.00		\$ 58.00	2.00	-	M.C.15.04.170	COS-Fee	\$ 58.00		Yes		07/01/2023
41	Special Inspector Original Licenses Each Test	Per Classification	115.00		\$ 119.00	4.00	-	M.C.15.04.170	COS-Fee	\$ 119.00		Yes		07/01/2023
42	3-Year Building Permit Extension - First Request	Request for extension to Building Official	208.00		\$ 214.00	6.00	-	M.C. 12.02.095	COS-Fee	\$ 214.00		Yes	New 2022 Fee	08/12/2023
43	3-Year Building Permit Extension - Subsequent Requests	Request for Extension to Hearing Officer, requiring public notice.	1,379.00		\$ 1,422.00	43.00	-	M.C. 12.02.095	COS-Fee	\$ 1,422.00		Yes	New 2022 Fee	08/12/2023
Certificates and Reports														
44	Renewable Temporary Certificate of Occupancy	Partial Or Temporary Occupancy Approval Prior To Final Re-issuance Fee	125.00		\$ 129.00	4.00	-	M.C.15.02	COS-Fee	\$ 129.00		Yes		08/12/2023
45	Residential Building Report	Any Occupancy Type	202.00		\$ 208.00	6.00	-	M.C.15.02	COS-Fee	\$ 208.00		Yes		08/12/2023
46	Residential Building Report	Re-Inspection	134.00		\$ 138.00	4.00	-	M.C.15.02	COS-Fee	\$ 138.00		Yes		08/12/2023
47	Temporary Certificate of Occupancy	Partial Or Temporary Occupancy Approval Prior To Final	236.00		\$ 243.00	7.00	-	M.C.15.02	COS-Fee	\$ 243.00		Yes		08/12/2023
Inspections														

City of Newport Beach Schedule of Rents, Fines, and Fees (SRFF) - Detailed

Note: The Consumer Price Index (CPI) percentage by which applicable fees will increase effective 7/1/23 is reflected in the SRFF.
 Note: The fees include a rounded down amount consistent with policy.

SERVICE NAME	DESCRIPTION	Previous Charges		Current Charges				REFERENCE	TYPE	Full Cost/Market Value		CPI	Notes	Implementation Date		
		Rounded down/ Fee @ Policy Level		Fee @ Policy Level		Variance From Previous Year				Total or Base Fee	Incremental - (if applicable)					
		Total or Base Fee	Incremental - (if applicable)	Total or Base Fee	Incremental - (if applicable)	Total or Base Fee	Incremental - (if applicable)			Total or Base Fee	Incremental - (if applicable)					
48	Off-Hours Inspection Request	Per Hour, 2 Hour Minimum @ 1.5/hr	251.00		\$ 259.00			8.00	-	M.C.15.02	COS-Fee	\$ 259.00		Yes		08/12/2023
49	Other Inspections	Per Hour Inspections Not Otherwise Specified / One Hour Minimum	213.00		\$ 220.00			7.00	-	M.C.15.02	COS-Fee	\$ 220.00		Yes		08/12/2023
50	Re-Inspection Permit Fees	Per Hour Assessed When Corrections Are Not Completed	213.00		\$ 220.00			7.00	-	M.C.15.02	COS-Fee	\$ 220.00		Yes		08/12/2023
51	Additions of Residential Garages/Carports (438)	Permit & Inspection	674.00		\$ 695.00			21.00	-	M.C.15.02	COS-Fee	\$ 695.00		Yes		08/12/2023
52	Building Permit (Non-Residential, Residential Alterations, Misc. Fences/Retaining Walls)	\$1.00 To \$2,000.00	114.00		\$ 118.00			4.00	-	M.C.15.02	COS-Fee	\$ 117.53		Yes		08/12/2023
53	Building Permit (Non-Residential, Residential Alterations, Misc. Fences/Retaining Walls)	\$2,001.00 To \$25,000.00	115.00	17.00	\$ 119.00	\$ 18.15		4.00	1.15	M.C.15.02	COS-Fee	\$ 118.56	\$ 18.15	Yes	Base fee for the first \$2,000 + incremental cost for each addtl \$1,000 or fraction of, to and including \$25,000	08/12/2023
54	Building Permit (Non-Residential, Residential Alterations, Misc. Fences/Retaining Walls)	\$25,001.00 To \$50,000.00	520.00	12.00	\$ 536.00	\$ 13.32		16.00	1.32	M.C.15.02	COS-Fee	\$ 536.08	\$ 13.32	Yes	Base fee for the first \$25,000 + incremental cost for each addtl \$1,000 or fraction of, to and including \$50,000	08/12/2023
55	Building Permit (Non-Residential, Residential Alterations, Misc. Fences/Retaining Walls)	\$50,001.00 To \$100,000.00	843.00	8.00	\$ 869.00	\$ 9.20		26.00	1.20	M.C.15.02	COS-Fee	\$ 869.07	\$ 9.20	Yes	Base fee for the first \$50,000 + incremental cost for each addtl \$1,000 or fraction of, to and including \$100,000	08/12/2023
56	Building Permit (Non-Residential, Residential Alterations, Misc. Fences/Retaining Walls)	\$100,001.00 To \$500,000.00	1,289.00	6.00	\$ 1,329.00	\$ 6.86		40.00	0.86	M.C.15.02	COS-Fee	\$ 1,328.87	\$ 6.86	Yes	Base fee for the first \$100,000 + incremental cost for each addtl \$1,000 or fraction of, to and including \$500,000	08/12/2023
57	Building Permit (Non-Residential, Residential Alterations, Misc. Fences/Retaining Walls)	\$500,001.00 To \$1,000,000.00	3,949.00	5.00	\$ 4,071.00	\$ 6.15		122.00	1.15	M.C.15.02	COS-Fee	\$ 4,071.13	\$ 6.15	Yes	Base fee for the first \$500,000 + incremental cost for each addtl \$1,000 or fraction of, to and including \$1,000,000	08/12/2023
58	Building Permit (Non-Residential, Residential Alterations, Misc. Fences/Retaining Walls)	\$1,000,001.00 to \$5,000,000.00	6,932.00	3.75	\$ 7,146.00	\$ 4.08		214.00	0.33	M.C.15.02	COS-Fee	\$ 7,146.39	\$ 4.08	Yes	Base fee for the first \$1,000,000 + incremental cost for each addtl \$1,000 or fraction of, to and including \$5,000,000	08/12/2023
59	Building Permit (Non-Residential, Residential Alterations, Misc. Fences/Retaining Walls)	Over \$5,000,000	22,769.00	3.75	\$ 23,473.00	\$ 4.08		704.00	0.33	M.C.15.02	COS-Fee	\$ 23,473.20	\$ 4.08	Yes	Base fee for the first \$5,000,000 + incremental cost for each addtl \$5,000 or fraction of	08/12/2023
60	Combination Electrical Permit	Residential Construction	7% of Bldg Permit Fee		7% of Bldg Permit Fee			-	-	M.C.15.02	COS-Fee	7% of Bldg Permit		No	CPI adjusted indirectly through referenced fee	08/12/2023
61	Combination Electrical Permit	Non-Residential Construction, Hotels & Apartment Bldgs over 2 story	14% of Bldg Permit Fee		14% of Bldg Permit Fee			-	-	M.C.15.02	COS-Fee	14% of Bldg Perm		No	CPI adjusted indirectly through referenced fee	08/12/2023
62	Combination Mechanical Permit	Residential Construction	4% of Bldg Permit Fee		4% of Bldg Permit Fee			-	-	M.C.15.02	COS-Fee	4% of Bldg Permit		No	CPI adjusted indirectly through referenced fee	08/12/2023
63	Combination Mechanical Permit	Non-Residential Construction, Hotels & Apartment Bldgs over 2 story	11% of Bldg Permit Fee		11% of Bldg Permit Fee			-	-	M.C.15.02	COS-Fee	11% of Bldg Perm		No	CPI adjusted indirectly through referenced fee	08/12/2023
64	Combination Plumbing Permit	Residential Construction	9% of Bldg Permit Fee		9% of Bldg Permit Fee			-	-	M.C.15.02	COS-Fee	9% of Bldg Permit		No	CPI adjusted indirectly through referenced fee	08/12/2023
65	Combination Plumbing Permit	Non-Residential Construction, Hotels & Apartment Bldgs over 2 story	9% of Bldg Permit Fee		9% of Bldg Permit Fee			-	-	M.C.15.02	COS-Fee	9% of Bldg Permit		No	CPI adjusted indirectly through referenced fee	08/12/2023
66	Demolitions: Multi-Family Structure (646/647)	Permit & Inspection	115.00		\$ 119.00			4.00	-	M.C.15.02	COS-Fee	\$ 119.00		Yes		08/12/2023
67	Demolitions: One Family Structure (645)	Permit & Inspection	138.00		\$ 142.00			4.00	-	M.C.15.02	COS-Fee	\$ 142.00		Yes		08/12/2023
68	Demolitions: Other Than Structure (648/649)	Permit & Inspection	125.00		\$ 129.00			4.00	-	M.C.15.02	COS-Fee	\$ 129.00		Yes		08/12/2023
69	Drainage Permits for Alteration to Drainage	Inspection Of Drainage System	242.00		\$ 249.00			7.00	-	M.C.15.10.070	COS-Fee	\$ 249.00		Yes		08/12/2023
70	Electrical Unit Permit Fee	Fee For Each Outlets, First 20	2.00		\$ 2.00			-	-	M.C.15.02	COS-Fee	\$ 2.06		Yes		08/12/2023
71	Electrical Unit Permit Fee	Fee For Each Outlets, After First 20	1.00		\$ 1.00			-	-	M.C.15.02	COS-Fee	\$ 1.03		Yes		08/12/2023
72	Electrical Unit Permit Fee	Fee For Each Lighting Fixtures, First 20	2.00		\$ 2.00			-	-	M.C.15.02	COS-Fee	\$ 2.06		Yes		08/12/2023
73	Electrical Unit Permit Fee	Fee For Each Lighting Fixture, After 20	1.00		\$ 1.00			-	-	M.C.15.02	COS-Fee	\$ 1.03		Yes		08/12/2023
74	Fee For Each Power Apparatus, Rating in horsepower, kilowatts, kilovolt-amperes, or kilovolt-amperes-reactive:	Up to and including 1	7.00		\$ 7.00			-	-	M.C.15.02	COS-Fee	\$ 7.00		Yes		08/12/2023
75	Fee For Each Power Apparatus, Rating in horsepower, kilowatts, kilovolt-amperes, or kilovolt-amperes-reactive:	Over 1 and Not Over 10	20.00		\$ 21.00			1.00	-	M.C.15.02	COS-Fee	\$ 21.00		Yes		08/12/2023
76	Fee For Each Power Apparatus, Rating in horsepower, kilowatts, kilovolt-amperes, or kilovolt-amperes-reactive:	Over 10 and Not Over 50	40.00		\$ 41.00			1.00	-	M.C.15.02	COS-Fee	\$ 41.00		Yes		08/12/2023
77	Fee For Each Power Apparatus, Rating in horsepower, kilowatts, kilovolt-amperes, or kilovolt-amperes-reactive:	Over 50 and Not Over 100	78.00		\$ 80.00			2.00	-	M.C.15.02	COS-Fee	\$ 80.00		Yes		08/12/2023
78	Fee For Each Power Apparatus, Rating in horsepower, kilowatts, kilovolt-amperes, or kilovolt-amperes-reactive:	Over 100	119.00		\$ 123.00			4.00	-	M.C.15.02	COS-Fee	\$ 123.00		Yes		08/12/2023
79	Fee For Each Power Apparatus, Rating in horsepower, kilowatts, kilovolt-amperes, or kilovolt-amperes-reactive:	Fee For Each 100 Feet Or Fraction Thereof Of Bus ways, For Trolley & Plug-in Type Bus ways. Note: Additional Fees For Other Fixtures Connected To The Trolley	11.00		\$ 11.00			-	-	M.C.15.02	COS-Fee	\$ 11.00		Yes		08/12/2023
80	Fee For Each Power Apparatus, Rating in horsepower, kilowatts, kilovolt-amperes, or kilovolt-amperes-reactive:	Fee For Each Sign, Outline Lighting and Marquees supplied from one branch circuit	42.00		\$ 43.00			1.00	-	M.C.15.02	COS-Fee	\$ 43.00		Yes		08/12/2023
81	Fee For Each Power Apparatus, Rating in horsepower, kilowatts, kilovolt-amperes, or kilovolt-amperes-reactive:	600 Volts or Less and Not Over 200 Amperes in Rating	48.00		\$ 49.00			1.00	-	M.C.15.02	COS-Fee	\$ 49.00		Yes		08/12/2023
82	Fee For Each Power Apparatus, Rating in horsepower, kilowatts, kilovolt-amperes, or kilovolt-amperes-reactive:	600 Volts or Less and Over 200 Amperes to 1,000 Amperes	99.00		\$ 102.00			3.00	-	M.C.15.02	COS-Fee	\$ 102.00		Yes		08/12/2023
83	Fee For Each Power Apparatus, Rating in horsepower, kilowatts, kilovolt-amperes, or kilovolt-amperes-reactive:	Over 600 Volts or Over 1,000 Amperes in Rating	196.00		\$ 202.00			6.00	-	M.C.15.02	COS-Fee	\$ 202.00		Yes		08/12/2023

City of Newport Beach Schedule of Rents, Fines, and Fees (SRFF) - Detailed

Note: The Consumer Price Index (CPI) percentage by which applicable fees will increase effective 7/1/23 is reflected in the SRFF.
 Note: The fees include a rounded down amount consistent with policy.

SERVICE NAME	DESCRIPTION	Previous Charges		Current Charges				REFERENCE	TYPE	Full Cost/Market Value		CPI	Notes	Implementation Date	
		Rounded down/ Fee @ Policy Level		Fee @ Policy Level		Variance From Previous Year				Total or Base Fee	Incremental - (if applicable)				
		Total or Base Fee	Incremental - (if applicable)	Total or Base Fee	Incremental - (if applicable)	Total or Base Fee	Incremental - (if applicable)								
84	Fee For Each Power Apparatus, Rating in horsepower, kilowatts, kilovolt-amperes, or kilovolt-amperes-reactive:	Miscellaneous Apparatus, Conduits and Conductors	29.00		\$ 30.00		1.00	-	M.C.15.02	COS-Fee	\$ 30.00		Yes	08/12/2023	
85	Fee For Each Power Apparatus, Rating in horsepower, kilowatts, kilovolt-amperes, or kilovolt-amperes-reactive:	Special Event, Each Generator, Electrical	42.00		\$ 43.00		1.00	-	M.C.15.02	COS-Fee	\$ 43.00		Yes	08/12/2023	
86	Fee For Each Power Apparatus, Rating in horsepower, kilowatts, kilovolt-amperes, or kilovolt-amperes-reactive:	Special Event Lighting	11.00		\$ 11.00		-	-	M.C.15.02	COS-Fee	\$ 11.00		Yes	08/12/2023	
87	Fee For Each Power Apparatus, Rating in horsepower, kilowatts, kilovolt-amperes, or kilovolt-amperes-reactive:	Temporary Power Service	42.00		\$ 43.00		1.00	-	M.C.15.02	COS-Fee	\$ 43.00		Yes	08/12/2023	
88	Fee For Each Power Apparatus, Rating in horsepower, kilowatts, kilovolt-amperes, or kilovolt-amperes-reactive:	Fee For Each Temporary Service Pedestal	42.00		\$ 43.00		1.00	-	M.C.15.02	COS-Fee	\$ 43.00		Yes	08/12/2023	
89	Fee For Each Power Apparatus, Rating in horsepower, kilowatts, kilovolt-amperes, or kilovolt-amperes-reactive:	Fee For Each Temp. Distribution System, Lighting, Outlet, Decorative Site, Temp Receptacles, Switches And Lighting Outlets In Which Current Is Controlled (Except Services, Feeders, Meters)	21.00		\$ 22.00		1.00	-	M.C.15.02	COS-Fee	\$ 22.00		Yes	08/12/2023	
90	Fire Sprinkler/Alarms/Misc.	Permit & Inspection	274.00		\$ 282.00		8.00	-	M.C.15.02	COS-Fee	\$ 282.00		Yes	08/12/2023	
91	Grading Bond Fee		464.00		\$ 478.00		14.00	-	M.C.15.02	COS-Fee	\$ 478.00		Yes	08/12/2023	
92	Grading Permit Fee - Calculated based on cut or fill which ever is greater	0-200 Cubic Yards	992.00		\$ 1,023.00		31.00	-	M.C.15.10.070	COS-Fee	\$ 1,023.00		Yes	08/12/2023	
93	Grading Permit Fee - Calculated based on cut or fill which ever is greater	201-300 Cubic Yards	1,017.00		\$ 1,048.00		31.00	-	M.C.15.10.070	COS-Fee	\$ 1,048.00		Yes	08/12/2023	
94	Grading Permit Fee - Calculated based on cut or fill which ever is greater	301-400 Cubic Yards	1,041.00		\$ 1,073.00		32.00	-	M.C.15.10.070	COS-Fee	\$ 1,073.00		Yes	08/12/2023	
95	Grading Permit Fee - Calculated based on cut or fill which ever is greater	401-500 Cubic Yards	1,067.00		\$ 1,100.00		33.00	-	M.C.15.10.070	COS-Fee	\$ 1,100.00		Yes	08/12/2023	
96	Grading Permit Fee - Calculated based on cut or fill which ever is greater	501-600 Cubic Yards	1,114.00		\$ 1,148.00		34.00	-	M.C.15.10.070	COS-Fee	\$ 1,148.00		Yes	08/12/2023	
97	Grading Permit Fee - Calculated based on cut or fill which ever is greater	601-700 Cubic Yards	1,161.00		\$ 1,197.00		36.00	-	M.C.15.10.070	COS-Fee	\$ 1,197.00		Yes	08/12/2023	
98	Grading Permit Fee - Calculated based on cut or fill which ever is greater	701-800 Cubic Yards	1,211.00		\$ 1,248.00		37.00	-	M.C.15.10.070	COS-Fee	\$ 1,248.00		Yes	08/12/2023	
99	Grading Permit Fee - Calculated based on cut or fill which ever is greater	801-900 Cubic Yards	1,258.00		\$ 1,297.00		39.00	-	M.C.15.10.070	COS-Fee	\$ 1,297.00		Yes	08/12/2023	
100	Grading Permit Fee - Calculated based on cut or fill which ever is greater	901-1000 Cubic Yards	1,306.00		\$ 1,346.00		40.00	-	M.C.15.10.070	COS-Fee	\$ 1,346.00		Yes	08/12/2023	
101	Grading Permit Fee - Calculated based on cut or fill which ever is greater	1,001-10,000 Cubic Yards	1,311.00	458.00	\$ 1,352.00	\$ 470.44	41.00	12.44	M.C.15.10.070	COS-Fee	\$ 1,352.00	\$ 470.44	Yes	Base fee for the first 1,000 cubic yards + incremental cost for each addtl 1,000 CY or fraction of, to and including 10,000 CY	08/12/2023
102	Grading Permit Fee - Calculated based on cut or fill which ever is greater	10,001-100,000 Cubic Yards	5,418.00	458.00	\$ 5,586.00	\$ 484.78	168.00	26.78	M.C.15.10.070	COS-Fee	\$ 5,586.00	\$ 484.78	Yes	Base fee for the first 10,000 cubic yards + incremental cost for each addtl 10,000 CY or fraction of, to and including 100,000 CY	08/12/2023
103	Grading Permit Fee - Calculated based on cut or fill which ever is greater	100,001 Cubic Yards or more	9,651.00	445.00	\$ 9,949.00	\$ 459.00	298.00	14.00	M.C.15.10.070	COS-Fee	\$ 9,949.00	\$ 459.24	Yes	Base fee for the first 100,000 cubic yards + incremental cost for each addtl 10,000 CY or fraction of	08/12/2023
104	Grading Permit Fees (Based on Site Improvements)	Curb & Gutter, Paving, Erosion Control	Same As Building Permit Fee Table		Same As Building Permit Fee Table		-	-	M.C.15.10.070	COS-Fee	Same As Building		No	CPI adjusted indirectly through referenced fee	08/12/2023
105	Harbor	Permit & Inspection	321.00		\$ 331.00		10.00	-	M.C.15.02	COS-Fee	\$ 662.00		Yes	50% Recovery per M.C. 3.36.030 Exhibit A	08/12/2023
106	Low Voltage System	Fee For Each Low Voltage Outlet, First 20	2.00		\$ 2.00		-	-	M.C.15.02	COS-Fee	\$ 2.00		Yes		08/12/2023
107	Low Voltage System	Fee For Each Low Voltage Outlet, After First 20	1.00		\$ 1.00		-	-	M.C.15.02	COS-Fee	\$ 1.00		Yes		08/12/2023
108	Low Voltage System	Fee For Each Pole or Platform-Mounted Lighting Fixtures	2.00		\$ 2.00		-	-	M.C.15.02	COS-Fee	\$ 2.00		Yes		08/12/2023
109	Low Voltage System	Fee For Each Theatrical-type Lighting Fixtures Or Assemblies	2.00		\$ 2.00		-	-	M.C.15.02	COS-Fee	\$ 2.00		Yes		08/12/2023
110	Low Voltage System	Fee For Each Residential Appliance or Receptacle Outlet (New Construction)	7.00		\$ 7.00		-	-	M.C.15.02	COS-Fee	\$ 7.00		Yes		08/12/2023
111	Low Voltage System	Fee For Each Non-Residential Appliances and Self-Contained Factory-Wired, Not exceeding one horsepower	7.00		\$ 7.00		-	-	M.C.15.02	COS-Fee	\$ 7.00		Yes		08/12/2023
112	Mechanical Unit Permit Fees	Fee For Each Forced Air or Gravity Type Furnace up to and including 100,000 Btu/h	22.00		\$ 23.00		1.00	-	M.C.15.02	COS-Fee	\$ 23.00		Yes		08/12/2023
113	Mechanical Unit Permit Fees	Fee For Each Forced Air or Gravity Type Furnace over 100,000 Btu/h	26.00		\$ 27.00		1.00	-	M.C.15.02	COS-Fee	\$ 27.00		Yes		08/12/2023
114	Mechanical Unit Permit Fees	Fee For Each Floor Furnace, Including Vent	22.00		\$ 23.00		1.00	-	M.C.15.02	COS-Fee	\$ 23.00		Yes		08/12/2023
115	Mechanical Unit Permit Fees	Fee For Each Suspended Heater, Recessed Wall Heater or Floor-Mounted Unit Heater	22.00		\$ 23.00		1.00	-	M.C.15.02	COS-Fee	\$ 23.00		Yes		08/12/2023
116	Mechanical Unit Permit Fees	Fee For Each Installation, Relocation, Replacement of Appliance Vent	11.00		\$ 11.00		-	-	M.C.15.02	COS-Fee	\$ 11.00		Yes		08/12/2023
117	Mechanical Unit Permit Fees	Fee For Each Repair, Alteration of , Add'n to Heating / Cooling Appliances	22.00		\$ 23.00		1.00	-	M.C.15.02	COS-Fee	\$ 23.00		Yes		08/12/2023
118	Mechanical Unit Permit Fees	Fee For Each Boiler or Compressor to and Including 3 HP	22.00		\$ 23.00		1.00	-	M.C.15.02	COS-Fee	\$ 23.00		Yes		08/12/2023
119	Mechanical Unit Permit Fees	Fee For Each Absorption System to and Including 100,000 Btu/h	22.00		\$ 23.00		3	1.00	M.C.15.02	COS-Fee	\$ 23.00		Yes		08/12/2023

City of Newport Beach Schedule of Rents, Fines, and Fees (SRFF) - Detailed

Note: The Consumer Price Index (CPI) percentage by which applicable fees will increase effective 7/1/23 is reflected in the SRFF.
Note: The fees include a rounded down amount consistent with policy.

	SERVICE NAME	DESCRIPTION	Previous Charges		Current Charges				REFERENCE	TYPE	Full Cost/Market Value		CPI	Notes	Implementation Date
			Rounded down/ Fee @ Policy Level		Fee @ Policy Level		Variance From Previous Year				Total or Base Fee	Incremental - (if applicable)			
			Total or Base Fee	Incremental - (if applicable)	Total or Base Fee	Incremental - (if applicable)	Total or Base Fee	Incremental - (if applicable)							
120	Mechanical Unit Permit Fees	Fee For Each Boiler or Compressor Over 3 HP to and including 15 HP	40.00		\$ 41.00		1.00	-	M.C.15.02	COS-Fee	\$ 41.00		Yes		08/12/2023
121	Mechanical Unit Permit Fees	Fee For Each Absorption Sys. Over 100,000 Btu/h & including 500,00 Btu/h	40.00		\$ 41.00		1.00	-	M.C.15.02	COS-Fee	\$ 41.00		Yes		08/12/2023
122	Mechanical Unit Permit Fees	Fee For Each Boiler or Compressor Over 15 HP to and including 30 HP	55.00		\$ 57.00		2.00	-	M.C.15.02	COS-Fee	\$ 57.00		Yes		08/12/2023
123	Mechanical Unit Permit Fees	Fee For Each Absorption Sys. Over 500,000 Btu/h & including 1,000,000 Btu/h	55.00		\$ 57.00		2.00	-	M.C.15.02	COS-Fee	\$ 57.00		Yes		08/12/2023
124	Mechanical Unit Permit Fees	Fee For Each Boiler or Compressor Over 30 HP to and including 50 HP	82.00		\$ 85.00		3.00	-	M.C.15.02	COS-Fee	\$ 85.00		Yes		08/12/2023
125	Mechanical Unit Permit Fees	Fee For Each Absorption Sys. Over 1,000,000 Btu/h including 1,750,000 Btu/h	82.00		\$ 85.00		3.00	-	M.C.15.02	COS-Fee	\$ 85.00		Yes		08/12/2023
126	Mechanical Unit Permit Fees	Fee For Each Boiler or Compressor over 50 HP	139.00		\$ 143.00		4.00	-	M.C.15.02	COS-Fee	\$ 143.00		Yes		08/12/2023
127	Mechanical Unit Permit Fees	Fee For Each Absorption System Over 1,750,000 Btu/h	139.00		\$ 143.00		4.00	-	M.C.15.02	COS-Fee	\$ 143.00		Yes		08/12/2023
128	Mechanical Unit Permit Fees	Fee For Each Air handling Unit To & Including 10,000 Cu Ft/Min Including Attached Ducts	15.00		\$ 15.00		-	-	M.C.15.02	COS-Fee	\$ 15.00		Yes		08/12/2023
129	Mechanical Unit Permit Fees	Fee For Each Air Handling Unit Over 10,000 cfm	26.00		\$ 27.00		1.00	-	M.C.15.02	COS-Fee	\$ 27.00		Yes		08/12/2023
130	Mechanical Unit Permit Fees	Fee For Each Evaporative Cooler Other Than Portable Type	15.00		\$ 15.00		-	-	M.C.15.02	COS-Fee	\$ 15.00		Yes		08/12/2023
131	Mechanical Unit Permit Fees	Fee For Each Ventilation Fan Connected to a Single Duct	11.00		\$ 11.00		-	-	M.C.15.02	COS-Fee	\$ 11.00		Yes		08/12/2023
132	Mechanical Unit Permit Fees	Fee For Each Ventilation System Not Connected to Any Other System	15.00		\$ 15.00		-	-	M.C.15.02	COS-Fee	\$ 15.00		Yes		08/12/2023
133	Mechanical Unit Permit Fees	Fee For Each Hood Served by Mech Exhaust, Including Ducts	15.00		\$ 15.00		-	-	M.C.15.02	COS-Fee	\$ 15.00		Yes		08/12/2023
134	Mechanical Unit Permit Fees	Fee For Each Domestic Type Incinerator	26.00		\$ 27.00		1.00	-	M.C.15.02	COS-Fee	\$ 27.00		Yes		08/12/2023
135	Mechanical Unit Permit Fees	Fee For Each Commercial or Industrial Type Incinerator	112.00		\$ 115.00		3.00	-	M.C.15.02	COS-Fee	\$ 115.00		Yes		08/12/2023
136	Mechanical Unit Permit Fees	Other Equipment or Appliances Not Listed in This Code, Fee For Each	15.00		\$ 15.00		-	-	M.C.15.02	COS-Fee	\$ 15.00		Yes		08/12/2023
137	Miscellaneous: Fences/Retaining Walls	Permit & Inspection	Building Permit Fee Table		Same As Building Permit Fee Table		-	-	M.C.15.02	COS-Fee	Same As Building		No		08/12/2023
138	Miscellaneous: Re-roofs	Permit & Inspection	358.00		\$ 369.00		11.00	-	M.C.15.02	COS-Fee	\$ 369.00		Yes		08/12/2023
139	One/Two Family Addition (434) (0-100 sq ft)	Permit & Inspection			\$ 657.00		657.00	-	M.C.15.02	COS-Fee	\$ 657.00		Yes		08/12/2023
140	One/Two Family Addition (434) (101-250 sq ft)	Permit & Inspection			\$ 876.00		876.00	-	M.C.15.02	COS-Fee	\$ 876.00		Yes		08/12/2023
141	One/Two Family Addition (434) (251-500 sq ft)	Permit & Inspection	1,384.00		\$ 1,424.00		40.00	-	M.C.15.02	COS-Fee	\$ 1,424.00		Yes		08/12/2023
142	One/Two Family Addition (434) (501-1,000 sq ft)	Permit & Inspection	2,132.00		\$ 2,190.00		58.00	-	M.C.15.02	COS-Fee	\$ 2,190.00		Yes		08/12/2023
143	One/Two Family Addition (434) (1,001-2,000 sq ft)	Permit & Inspection	3,166.00		\$ 3,285.00		119.00	-	M.C.15.02	COS-Fee	\$ 3,285.00		Yes		08/12/2023
144	One/Two Family Addition (434) (2,001-3,000 sq ft)	Permit & Inspection	4,516.00		\$ 4,709.00		193.00	-	M.C.15.02	COS-Fee	\$ 4,709.00		Yes		08/12/2023
145	One/Two Family Addition (434) (3,001+ sq ft)	Permit & Inspection	5,775.00		\$ 6,023.00		248.00	-	M.C.15.02	COS-Fee	\$ 6,023.00		Yes		08/12/2023
146	One/Two Family Shoring	Permit & Inspection	621.00		\$ 640.00		19.00	-	M.C.15.02	COS-Fee	\$ 640.21		Yes		08/12/2023
147	One/Two Family Structure (101/103) (0-2,500 sq ft)	Permit & Inspection	3,803.00		\$ 3,921.00		118.00	-	M.C.15.02	COS-Fee	\$ 3,920.62		Yes		08/12/2023
148	One/Two Family Structure (101/103) (2,501-3,500 sq ft)	Permit & Inspection	5,414.00		\$ 5,581.00		167.00	-	M.C.15.02	COS-Fee	\$ 5,581.44		Yes		08/12/2023
149	One/Two Family Structure (101/103) (3,501-4,500 sq ft)	Permit & Inspection	6,014.00		\$ 6,200.00		186.00	-	M.C.15.02	COS-Fee	\$ 6,200.00		Yes		08/12/2023
150	One/Two Family Structure (101/103) (4,501-5,500 sq ft)	Permit & Inspection	6,995.00		\$ 7,211.00		216.00	-	M.C.15.02	COS-Fee	\$ 7,211.34		Yes		08/12/2023
151	One/Two Family Structure (101/103) (5,501+ sq ft)	Permit & Inspection	9,547.00		\$ 9,842.00		295.00	-	M.C.15.02	COS-Fee	\$ 9,842.27		Yes		08/12/2023
152	Patios/Decks/Trellis (329)	Permit & Inspection	397.00		\$ 409.00		12.00	-	M.C.15.02	COS-Fee	\$ 409.28		Yes		08/12/2023
153	Permit Issuance Fees	Issuance of Permit (counter only)	39.00		\$ 40.00		1.00	-	M.C.15.02	COS-Fee	\$ 40.21		Yes		08/12/2023
154	Plumbing Permit Unit Fees	Fee For Each Plumbing Fixture, Trap, Set of Fixtures on One Trap	16.00		\$ 16.00		-	-	M.C.15.02	COS-Fee	\$ 16.00		Yes		08/12/2023
155	Plumbing Permit Unit Fees	Fee For Each Building Sewer, Trailer Park Sewer	40.00		\$ 41.00		1.00	-	M.C.15.02	COS-Fee	\$ 41.00		Yes		08/12/2023
156	Plumbing Permit Unit Fees	Fee Per Drain In Rainwater Systems	16.00		\$ 16.00		-	-	M.C.15.02	COS-Fee	\$ 16.00		Yes		08/12/2023
157	Plumbing Permit Unit Fees	Fee For Each Cesspool	58.00		\$ 60.00		2.00	-	M.C.15.02	COS-Fee	\$ 60.00		Yes		08/12/2023
158	Plumbing Permit Unit Fees	Fee For Each Private Sewage Disposal System	118.00		\$ 122.00		4.00	-	M.C.15.02	COS-Fee	\$ 122.00		Yes		08/12/2023
159	Plumbing Permit Unit Fees	Fee For Each Industrial Waste Pretreatment Interceptor, Excepting Kitchen Type Grease Inter. Functioning As Fixture Traps	31.00		\$ 32.00		1.00	-	M.C.15.02	COS-Fee	\$ 32.00		Yes		08/12/2023
160	Plumbing Permit Unit Fees	Fee For Each Water Piping, Water Treating Equipment	8.00		\$ 8.00		-	-	M.C.15.02	COS-Fee	\$ 8.00		Yes		08/12/2023
161	Plumbing Permit Unit Fees	Fee For Each Drainage or Vent Piping Fixture	8.00		\$ 8.00		-	-	M.C.15.02	COS-Fee	\$ 8.00		Yes		08/12/2023
162	Plumbing Permit Unit Fees	Fee For Each Lawn Sprinkler System on One Meter, Backflow Protection Dev.	23.00		\$ 24.00		1.00	-	M.C.15.02	COS-Fee	\$ 24.00		Yes		08/12/2023
163	Plumbing Permit Unit Fees	1 To 5 Atmospheric Type Vacuum Breakers	18.00		\$ 19.00		1.00	-	M.C.15.02	COS-Fee	\$ 19.00		Yes		08/12/2023
164	Plumbing Permit Unit Fees	Fee For Each When More than 5 Atmospheric Type Vacuum Breakers,	3.75		\$ 4.00		0.25	-	M.C.15.02	COS-Fee	\$ 4.00		Yes		08/12/2023
165	Plumbing Permit Unit Fees	Fee For Each Other Backflow Protective Device 2 Inches & Smaller	18.00		\$ 19.00		1.00	-	M.C.15.02	COS-Fee	\$ 19.00		Yes		08/12/2023
166	Plumbing Permit Unit Fees	Fee For Each Other Backflow Protective Device Over 2 Inches	40.00		\$ 41.00		1.00	-	M.C.15.02	COS-Fee	\$ 41.00		Yes		08/12/2023
167	Plumbing Permit Unit Fees	Fee For Each Gas Piping System of One to Four Outlets	8.00		\$ 8.00		-	-	M.C.15.02	COS-Fee	\$ 8.00		Yes		08/12/2023
168	Plumbing Permit Unit Fees	Fee For Each Outlet Gas Piping System of Five or More Outlets	1.75		\$ 2.00		0.25	-	M.C.15.02	COS-Fee	\$ 2.00		Yes		08/12/2023
169	Pools/Spas	Permit & Inspection	449.00		\$ 463.00		14.00	-	M.C.15.02	COS-Fee	\$ 463.00		Yes		08/12/2023
170	Solar								M.C.15.02	COS-Fee					
	a) Residential								M.C.15.02	COS-Fee					
	i) 15 kW or Less:								M.C.15.02	COS-Fee					
	a) Plan Review		\$ 210.00		\$ 210.00		4	-	M.C.15.02	COS-Fee	\$ 210.00		No	GC Sec. 66015	08/12/2023

City of Newport Beach Schedule of Rents, Fines, and Fees (SRFF) - Detailed

Note: The Consumer Price Index (CPI) percentage by which applicable fees will increase effective 7/1/23 is reflected in the SRFF.
 Note: The fees include a rounded down amount consistent with policy.

LINE NUMBER	SERVICE NAME	DESCRIPTION	Previous Charges		Current Charges		REFERENCE	TYPE	Full Cost/Market Value		CPI	Notes	Implementation Date		
			Rounded down/ Fee @ Policy Level		Fee @ Policy Level				Variance From Previous Year					Total or Base Fee	Incremental - (if applicable)
			Total or Base Fee	Incremental - (if applicable)	Total or Base Fee	Incremental - (if applicable)			Total or Base Fee	Incremental - (if applicable)					
171	b) Permit & Inspection		\$ 240.00		\$ 240.00		-	-	M.C.15.02	COS-Fee	\$ 240.00	No	GC Sec. 66015	08/12/2023	
	ii) More than 15 kW								M.C.15.02	COS-Fee					
172	a) Plan Review		\$ 210.00		\$ 210.00		-	-	M.C.15.02	COS-Fee	\$ 210.00	No	GC Sec. 66015	08/12/2023	
	b) Permit & Inspection								M.C.15.02	COS-Fee					
173	i) First 15 kW		\$ 240.00		\$ 240.00		-	-	M.C.15.02	COS-Fee	\$ 240.00	No	GC Sec. 66015	08/12/2023	
174	ii) Each Additional kW		\$ 15.00		\$ 15.00		-	-	M.C.15.02	COS-Fee	\$ 15.00	No	GC Sec. 66015	08/12/2023	
	b) Commercial								M.C.15.02	COS-Fee					
	i) 50 kW or Less:								M.C.15.02	COS-Fee					
175	a) Plan Review		\$ 460.00		\$ 460.00		-	-	M.C.15.02	COS-Fee	\$ 460.00	No	GC Sec. 66015	08/12/2023	
176	b) Permit & Inspection		\$ 540.00		\$ 540.00		-	-	M.C.15.02	COS-Fee	\$ 540.00	No	GC Sec. 66015	08/12/2023	
	ii) 50 kW to 250 kW								M.C.15.02	COS-Fee					
	a) Plan Review								M.C.15.02	COS-Fee					
177	i) First 50 kW		\$ 460.00		\$ 460.00		-	-	M.C.15.02	COS-Fee	\$ 460.00	No	GC Sec. 66015	08/12/2023	
178	ii) Each Additional kW above 50 kW		\$ 3.22		\$ 3.22		-	-	M.C.15.02	COS-Fee	\$ 3.22	No	GC Sec. 66015	08/12/2023	
	b) Permit & Inspection								M.C.15.02	COS-Fee					
179	i) First 50 kW		\$ 540.00		\$ 540.00		-	-	M.C.15.02	COS-Fee	\$ 540.00	No	GC Sec. 66015	08/12/2023	
180	ii) Each Additional kW above 50 kW		\$ 3.78		\$ 3.78		-	-	M.C.15.02	COS-Fee	\$ 3.78	No	GC Sec. 66015	08/12/2023	
	iii) More than 250 kW								M.C.15.02	COS-Fee					
	a) Plan Review								M.C.15.02	COS-Fee					
181	i) First 250 kW		\$ 1,103.00		\$ 1,103.00		-	-	M.C.15.02	COS-Fee	\$ 1,103.00	No	GC Sec. 66015	08/12/2023	
182	ii) Each Additional kW above 250 kW		\$ 2.30		\$ 2.30		-	-	M.C.15.02	COS-Fee	\$ 2.30	No	GC Sec. 66015	08/12/2023	
	b) Permit & Inspection								M.C.15.02	COS-Fee					
183	i) First 250 kW		\$ 1,297.00		\$ 1,297.00		-	-	M.C.15.02	COS-Fee	\$ 1,297.00	No	GC Sec. 66015	08/12/2023	
184	ii) Each Additional kW above 250 kW		\$ 2.70		\$ 2.70		-	-	M.C.15.02	COS-Fee	\$ 2.70	No	GC Sec. 66015	08/12/2023	
185	Strong Motion Instrumentation (SMI) Fee								Section 2705 Public Resources Code	Statute				08/12/2023	
186	a) Category 1 Construction (1 to 3 Story Residential)				Greater of \$0.50 or valuation x .00013				Section 2705 Public Resources Code	Statute	Greater of \$0.50 or valuation x .00013	No		08/12/2023	
187	b) Category 2 Construction (Over 3 story Residential and all Commercial)				Greater of \$0.50 or valuation x .00028				Section 2705 Public Resources Code	Statute	Greater of \$0.50 or valuation x .00028	No		08/12/2023	
188	Supplemental Permits Issuance, Fee For Each Permit		12.00		\$ 12.00		-	-	M.C.15.02	COS-Fee	\$ 12.00	Yes		08/12/2023	
189	Water Heater Permit	Fee For Each Water Heater and/or Vent	32.00		\$ 33.00		1.00	-	M.C.15.02	COS-Fee	\$ 33.00	Yes		08/12/2023	
	Plan Reviews														
190	Additions of Residential Garages/Carports (438)	Plan Review	423.00		\$ 436.00		13.00	-	M.C.15.02	COS-Fee	\$ 436.00	Yes		08/12/2023	
191	Demolitions: Multi-Family Structure (646/647)	Plan Review	329.00		\$ 339.00		10.00	-	M.C.15.02	COS-Fee	\$ 339.00	Yes		08/12/2023	
192	Demolitions: One Family Structure (645)	Plan Review	329.00		\$ 339.00		10.00	-	M.C.15.02	COS-Fee	\$ 339.00	Yes		08/12/2023	
193	Demolitions: Other Than Structure (648/649)	Plan Review	334.00		\$ 344.00		10.00	-	M.C.15.02	COS-Fee	\$ 344.00	Yes		08/12/2023	
194	Determination of Unreasonable Hardship	To comply with Disabled Access Requirements	364.00		\$ 375.00		11.00	-	M.C.15.02	COS-Fee	\$ 375.00	Yes		08/12/2023	
195	Disabled Access Compliance Review	Title 24 compliance review of documents	% of Construction Cost		0.1% of Construction Cost		-	-	M.C.15.02	COS-Fee	0.1% of Construct	No	Minimum \$91. Maximum \$944. CPI adjusted indirectly through referenced fee	08/12/2023	
196	Drainage Plan Review for Alteration to Drainage	Drainage compliance review of documents	203.00		\$ 209.00		6.00	-	M.C.15.10.070	COS-Fee	\$ 209.00	Yes		08/12/2023	
197	Electrical Plan Review	Code compliance review of electrical plans	al Electrical Permit Fee		87% of Total Electrical Permit Fee		-	-	M.C.15.02	COS-Fee	87% of Total Elect	No	CPI adjusted indirectly through referenced fee	08/12/2023	
198	Energy Compliance Review	Title 24 compliance review of documents	% of Construction Cost		0.07% of Construction Cost		-	-	M.C.15.02	COS-Fee	0.07% of Construc	No	Minimum \$61. Maximum for 1 & 2 dwelling \$303. \$550 maximum for all others. CPI adjusted indirectly through referenced fee	08/12/2023	
199	Expedite Plan Review	Request To Expedite Plan Check and Work Overtime	Plan Review Fees, \$453 minimum		1.75 X Regular Plan Review Fees, \$453 minimum		-	-	M.C.15.02	COS-Fee	1.75 X Regular Plan Review Fees, \$453 minimum	Yes		08/12/2023	
200	Fire Sprinkler/Alarms/Misc.	Plan Review	226.00		\$ 233.00		7.00	-	M.C.15.02	COS-Fee	\$ 233.00	Yes		08/12/2023	
201	Grading Plan Review by City Staff	Code Compliance Review of Grading Plans	of Grading Permit Fee		87% of Grading Permit Fee		-	-	M.C.15.02	COS-Fee	87% of Grading Pe	No	CPI adjusted indirectly through referenced fee	08/12/2023	
202	Grading Plan Review of Complex Projects by Consultant	Code Compliance Review of Grading Plans	33% of Consultant Fee		133% of Consultant Fee		-	-	M.C.15.02	COS-Fee	133% of Consulta	No	CPI adjusted indirectly through referenced fee (Consultant 100% Pass Thru, City Staff COS-Fee 18% of Consultant fee)	08/12/2023	
203	Harbor Construction Plan Review	Code Compliance Review	336.00		\$ 346.00		10.00	-	M.C.15.02	COS-Fee	\$ 693.00	Yes	50% Recovery per M.C. 3.36.030	08/12/2023	
204	Mechanical Plan Review	Code compliance review of HVAC plans	Mechanical Permit Fee		87% of Total Mechanical Permit Fee		-	-	M.C.15.02	COS-Fee	87% of Total Mec	No	CPI adjusted indirectly through referenced fee	08/12/2023	
205	Miscellaneous: Fences/Retaining Walls	Plan Review	Same As Plan Review		Same As Plan Review		-	-	M.C.15.02	COS-Fee	Same As Plan Rev	Yes		08/12/2023	
206	Miscellaneous: Re-roofs	Plan Review	174.00		\$ 179.00		5.00	-	M.C.15.02	COS-Fee	\$ 179.00	Yes		08/12/2023	
207	One/Two Family Addition (434) (0-100 sq ft)	Plan Review	867.00		\$ 685.00		(182.00)	-	M.C.15.02	COS-Fee	\$ 685.00	Yes		08/12/2023	
208	One/Two Family Addition (434) (100-250 sq ft)	Plan Review	867.00		\$ 891.00		24.00	-	M.C.15.02	COS-Fee	\$ 891.00	Yes		08/12/2023	
209	One/Two Family Addition (434) (251-500 sq ft)	Plan Review	1,212.00		\$ 1,233.00		21.00	-	M.C.15.02	COS-Fee	\$ 1,233.00	Yes		08/12/2023	
210	One/Two Family Addition (434) (501-1,000 sq ft)	Plan Review	1,670.00		\$ 1,713.00		43.00	-	M.C.15.02	COS-Fee	\$ 1,713.00	Yes		08/12/2023	
211	One/Two Family Addition (434) (1,001-2,000 sq ft)	Plan Review	2,471.00		\$ 2,535.00		64.00	-	M.C.15.02	COS-Fee	\$ 2,535.00	Yes		08/12/2023	
212	One/Two Family Addition (434) (2,001-3,000 sq ft)	Plan Review	3,701.00		\$ 3,768.00		67.00	-	M.C.15.02	COS-Fee	\$ 3,768.00	Yes		08/12/2023	
213	One/Two Family Addition (434) (3,001+ sq ft)	Plan Review	4,608.00		\$ 4,727.00		119.00	-	M.C.15.02	COS-Fee	\$ 4,727.00	Yes		08/12/2023	
214	One/Two Family Shoring	Plan Review	1,036.00		\$ 1,068.00		32.00	-	M.C.15.02	COS-Fee	\$ 1,068.00	Yes		08/12/2023	
215	One/Two Family Structure (101/103) (0-2,500 sq ft)	Plan Review	3,424.00		\$ 3,530.00		106.00	-	M.C.15.02	COS-Fee	\$ 3,530.00	Yes		08/12/2023	
216	One/Two Family Structure (101/103) (2,501-3,500 sq ft)	Plan Review	3,893.00		\$ 4,013.00		120.00	-	M.C.15.02	COS-Fee	\$ 4,013.00	Yes		08/12/2023	
217	One/Two Family Structure (101/103) (3,501-4,500 sq ft)	Plan Review	5,035.00		\$ 5,191.00		156.00	-	M.C.15.02	COS-Fee	\$ 5,191.00	Yes		08/12/2023	
218	One/Two Family Structure (101/103) (4,501-5,500 sq ft)	Plan Review	6,169.00		\$ 6,360.00		191.00	-	M.C.15.02	COS-Fee	\$ 6,360.00	Yes		08/12/2023	
219	One/Two Family Structure (101/103) (5,501+ sq ft)	Plan Review	7,347.00		\$ 7,574.00		227.00	-	M.C.15.02	COS-Fee	\$ 7,574.00	Yes		08/12/2023	

City of Newport Beach Schedule of Rents, Fines, and Fees (SRFF) - Detailed

Note: The Consumer Price Index (CPI) percentage by which applicable fees will increase effective 7/1/23 is reflected in the SRFF.
 Note: The fees include a rounded down amount consistent with policy.

	SERVICE NAME	DESCRIPTION	Previous Charges		Current Charges				REFERENCE	TYPE	Full Cost/Market Value		CPI	Notes	Implementation Date
			Rounded down/ Fee @ Policy Level		Fee @ Policy Level		Variance From Previous Year				Total or Base Fee	Incremental - (if applicable)			
			Total or Base Fee	Incremental - (if applicable)	Total or Base Fee	Incremental - (if applicable)	Total or Base Fee	Incremental - (if applicable)			Total or Base Fee	Incremental - (if applicable)			
220	Patios/Decks/Trellis (329)	Plan Review	326.00		\$ 336.00		10.00	-	M.C.15.02	COS-Fee	\$ 336.00		Yes		08/12/2023
221	Plan Check / Permit Extension	Request To Extend Plan Check/Permit	69.00		\$ 71.00		2.00	-	M.C.15.02	COS-Fee	\$ 71.00		Yes		08/12/2023
222	Plan Check Hourly Rate	Fee per Hour	266.00		\$ 274.00		8.00	-	M.C.15.02	COS-Fee	\$ 274.00		Yes		08/12/2023
223	Plan Review (Non-Residential and Residential Alterations)	Buildings Or Structures			87% of Building Permit Fee		-	-	M.C.15.02	COS-Fee	87% of Building Permit Fee		No	CPI adjusted indirectly through referenced fee	08/12/2023
224	Plumbing Plan Review	Code compliance review of Plumbing plans			87% of Total Plumbing Permit Fee		-	-	M.C.15.02	COS-Fee	87% of Total Plumbing Permit Fee		No	CPI adjusted indirectly through referenced fee	08/12/2023
225	Pools/Spas	Plan Review	404.00		\$ 416.00		12.00	-	M.C.15.02	COS-Fee	\$ 416.00		Yes		08/12/2023
226	Repetitive Plan Review	Similar Units In Tracts Containing More Than 5 Units After Model When Full Fee Is Paid For Model	5% of Plan Review Fee		25% of Plan Review Fee		-	-	M.C.15.02	COS-Fee	25% of Plan Review Fee		No	CPI adjusted indirectly through referenced fee	08/12/2023
227	Waste Management Administration Fee	Administration Fee Demolition	27.00		\$ 28.00		1.00	-	M.C.15.02	COS-Fee	\$ 28.00		Yes		08/12/2023
228	Water Quality Management Inspections (Commercial Projects)	Code Compliance Review/Inspections	357.00		\$ 368.00		11.00	-	M.C.15.10.071	COS-Fee	\$ 368.00		Yes		08/12/2023
229	Water Quality Management Inspections (Residential Projects)	Code Compliance Review/Inspections	289.00		\$ 298.00		9.00	-	M.C.15.10.070	COS-Fee	\$ 298.00		Yes		08/12/2023
230	Water Quality Management Plan Review (Commercial Projects)	Code Compliance Review-Building Fee	281.00		\$ 290.00		9.00	-	M.C.15.10.070	Pass Thru	\$ 290.00		Yes	Actual costs of licensed contractor	08/12/2023
231	Water Quality Management Plan Review (Residential Projects)	Code Compliance Review-Building Fee	195.00		\$ 201.00		6.00	-	M.C.15.10.070	Pass Thru	\$ 201.00		Yes	Actual costs of licensed contractor	08/12/2023
COMMUNITY DEVELOPMENT - PLANNING															
232	Amendments - General Plan	Application - per hour (Deposit Account)	271.00		\$ 272.00		1.00	-	CC Policy K-1	COS-Fee	\$ 272.00		Yes	Phasing in fee increase, 50% of increase in 2020, full cost 2021	08/12/2023
233	Amendments - Local Coastal Program	Application - per hour (Deposit Account)	271.00		\$ 272.00		1.00	-	M.C.20.50.050	COS-Fee	\$ 272.00		Yes	Phasing in fee increase, 50% of increase in 2020, full cost 2021	08/12/2023
234	Amendments - Planned Community	Application - per hour (Deposit Account)	271.00		\$ 272.00		1.00	-	M.C.20.50.050	COS-Fee	\$ 272.00		Yes	Phasing in fee increase, 50% of increase in 2020, full cost 2021	08/12/2023
235	Amendments - Zoning Code/Specific Plan	Application - per hour (Deposit Account)	271.00		\$ 272.00		1.00	-	CC Policy K-1	COS-Fee	\$ 272.00		Yes	Phasing in fee increase, 50% of increase in 2020, full cost 2021	08/12/2023
236	Appeals - Appellant Successful	City Council	1,715.00		\$ -		(1,715.00)	-	M.C.20.64.030, M.C.21.64.03	COS-Fee	\$ 4,233.00		No	0% Recovery per M.C. 3.36.030 Exhibit A	08/26/2023
237	Appeals - Appellant Unsuccessful	City Council	1,715.00		\$ 2,116.00		401.00	-	M.C.20.64.030, M.C.21.64.03	COS-Fee	\$ 4,233.00		No	50% Recovery per M.C. 3.36.030 Exhibit A	08/26/2023
238	Appeals - Appellant Successful	Planning Commission	1,715.00		\$ -		(1,715.00)	-	M.C.20.64.030, M.C.21.64.030	COS-Fee	\$ 4,233.00		No	0% Recovery per M.C. 3.36.030 Exhibit A	08/26/2023
239	Appeals - Appellant Unsuccessful	Planning Commission	1,715.00		\$ 2,116.00		401.00	-	M.C.20.64.030, M.C.21.64.030	COS-Fee	\$ 4,233.00		No	50% Recovery per M.C. 3.36.030 Exhibit A	08/26/2023
240	Appeals - Coastal Development Permit Application	Coastal Development Permit Application Appeals from Zoning Administrator to Planning Commission	-		\$ -		-	-	M.C.20.64.030, M.C.21.64.030	COS-Fee	\$ 4,233.00		No	0% Recovery per M.C. 3.36.030 Exhibit A	07/01/2022
241	Appeals - NBMC Chapter 17.65 (Appellant Successful)	Appeal to Harbor Commission	-		\$ -		-	-	M.C.17.65	COS-Fee	\$ 3,029.73		No	0% Recovery per M.C. 3.36.030 Exhibit A (studied 2021)	07/01/2022
242	Appeals - NBMC Chapter 17.65 (Appellant Unsuccessful)	Appeal to Harbor Commission	1,250.00		\$ 1,250.00		-	-	M.C.17.65	COS-Fee	\$ 3,029.73		No	\$1,250 Recovery per M.C. 3.36.030 Exhibit A (studied 2021)	07/01/2022
243	Appeals - NBMC Chapter 17.65 (Appellant Successful)	Appeal to City Council	-		\$ -		-	-	M.C.17.65	COS-Fee	\$ 2,072.68		No	0% Recovery per M.C. 3.36.030 Exhibit A (studied 2021)	07/01/2022
244	Appeals - NBMC Chapter 17.65 (Appellant Unsuccessful)	Appeal to City Council	940.00		\$ 940.00		-	-	M.C.17.65	COS-Fee	\$ 2,072.68		No	\$940 Recovery per M.C. 3.36.030 Exhibit A (studied 2021)	07/01/2022
245	Approval in Concept	Application	934.00		\$ 1,008.00		74.00	-	M.C.15.37.020, M.C.21.52.015	COS-Fee	\$ 1,008.00		Yes	Phasing in fee increase, 50% of increase in 2020, full cost 2021	08/12/2023
246	Banner Permit	Application	59.00		\$ 59.00		-	-	M.C.20.50.050	COS-Fee	\$ 59.00		Yes	Phasing in fee increase, 50% of increase in 2020, full cost 2021	07/01/2023
247	Certificate of Compliance - Subdivision Code	Application	373.00		\$ 389.00		16.00	-	M.C.20.50.050	COS-Fee	\$ 389.00		Yes		08/12/2023
248	Coastal Development Permit (CDP)	Application - per hour (Deposit Account)	271.00		\$ 272.00		1.00	-	M.C.21.50.040	COS-Fee	\$ 272.00		Yes	Used when multiple permits are needed for a project; Phasing in fee increase, 50% of increase in 2020, full cost 2021	08/12/2023
249	Coastal Development Permit (CDP) - When Reviewed In Conjunction with Another Planning Application	Application	\$271 per hour		\$ 968.00		varies	-	M.C.21.50.040	COS-Fee	\$ 968.00		Yes		08/12/2023
250	Coastal Development Permit (CDP) / Parcel Map Bundle	Application	3,448.00		\$ 3,559.00		111.00	-	M.C.21.50.040	COS-Fee	\$ 3,559.00		Yes	New Fee 2020; Phasing in fee increase, 50% of increase in 2020, full cost 2021	08/12/2023
251	Coastal Development Permit (CDP) - Stand Alone	Application	2,407.00		\$ 2,537.00		130.00	-	M.C.21.50.040	COS-Fee	\$ 2,537.00		Yes	New flat fee 2018, Used when only a CDP is needed for a project	08/12/2023
252	Coastal Development Permit (CDP) Waiver	Application	1,219.00		\$ 1,287.00		68.00	-	M.C.21.50.040	COS-Fee	\$ 1,287.00		Yes	Waiver for De Minimis Development; Phasing in fee increase, 50% of increase in 2020, full cost 2021	08/12/2023
253	Compliance Letters / Minor Records Research	Application	398.00		\$ 412.00		14.00	-	M.C.20.50.050	COS-Fee	\$ 412.00		Yes		07/01/2023
254	Comprehensive Sign/ Heritage / Innovative Permit	Application	2,011.00		\$ 2,344.00		333.00	-	M.C.20.42.120/130	COS-Fee	\$ 2,344.00		Yes		08/12/2023
255	Condominium Conversion Permit	Application	1,382.00		\$ 1,539.00		157.00	-	M.C.20.50.050	COS-Fee	\$ 1,539.00		Yes		08/12/2023
256	Development Agreement Adoption	Application - per hour (Deposit Account)	271.00		\$ 272.00		1.00	-	M.C.15.45.030	COS-Fee	\$ 272.00		Yes	Phasing in fee increase, 50% of increase in 2020, full cost 2021	08/12/2023
257	Development Agreement Annual Review	Application	1,425.00		\$ 1,560.00		135.00	-	M.C.15.45.030	COS-Fee	\$ 1,560.00		Yes		08/12/2023
258	Development Plan - Planned Community	Application - per hour (Deposit Account)	271.00		\$ 272.00		1.00	-	M.C.20.50.050	COS-Fee	\$ 272.00		Yes	Phasing in fee increase, 50% of increase in 2020, full cost 2021	08/12/2023
259	Director / Staff Approval	Application	1,002.00		\$ 1,110.00		108.00	-	M.C.20.50.050	COS-Fee	\$ 1,110.00		Yes		08/12/2023
260	Environmental Documents	Application	10% of Consultant Cost		Consultant Cost + 10% City Administrative		-	-	M.C.20.50.050	COS-Fee	Consultant Cost +		No		08/12/2023
261	Extension of Time - Subdivision Code	Application	206.00		\$ 206.00		31.00	-	M.C.20.50.050	COS-Fee	\$ 206.00		Yes		08/12/2023
262	Extension of Time - ZC (except Abatement Period)	Application	175.00		\$ 206.00		31.00	-	M.C.20.50.050	COS-Fee	\$ 206.00		Yes		08/12/2023
263	In-Lieu Parking	Application - per space	150.00		\$ 150.00		-	-	M.C.20.40.130	Impact Fee	\$ 150.00		No		08/12/2023
264	Limited Term Permits - less than 90 days	Application	663.00		\$ 723.00		60.00	-	M.C.20.50.050	COS-Fee	\$ 723.00		Yes	Phasing in fee increase, 50% of increase in 2020, full cost 2021	08/12/2023

City of Newport Beach Schedule of Rents, Fines, and Fees (SRFF) - Detailed

Note: The Consumer Price Index (CPI) percentage by which applicable fees will increase effective 7/1/23 is reflected in the SRFF.
 Note: The fees include a rounded down amount consistent with policy.

	SERVICE NAME	DESCRIPTION	Previous Charges		Current Charges				REFERENCE	TYPE	Full Cost/Market Value		CPI	Notes	Implementation Date
			Rounded down/ Fee @ Policy Level		Fee @ Policy Level		Variance From Previous Year				Total or Base Fee	Incremental - (if applicable)			
			Total or Base Fee	Incremental - (if applicable)	Total or Base Fee	Incremental - (if applicable)	Total or Base Fee	Incremental - (if applicable)							
265	Limited Term Permits - more than 90 days	Application	2,279.00		\$ 2,434.00		155.00	-	M.C. 20.50.050	COS-Fee	\$ 2,434.00		Yes	Phasing in fee increase, 50% of increase in 2020, full cost 2021	08/12/2023
266	Limited Term Permits - seasonal sales	Application	315.00		\$ 388.00		73.00	-	M.C. 20.50.050	COS-Fee	\$ 388.00		Yes	Phasing in fee increase, 50% of increase in 2020, full cost 2021	08/12/2023
267	Litigation Defense				100% of Actual Costs		-	-		COS-Fee	100% of Actual Costs		No	Time & Materials	07/01/2023
268	Lot Line Adjustment	Application	2,362.00		\$ 2,434.00		72.00	-	M.C. 20.50.050	COS-Fee	\$ 2,434.00		Yes	Phasing in fee increase, 50% of increase in 2020, full cost 2021	08/12/2023
269	Lot Merger	Application	2,362.00		\$ 2,434.00		72.00	-	M.C. 20.50.050	COS-Fee	\$ 2,434.00		Yes	Phasing in fee increase, 50% of increase in 2020, full cost 2021	08/12/2023
270	Modification Permit	Application	3,284.00		\$ 3,383.00		99.00	-	M.C. 20.50.050	COS-Fee	\$ 3,383.00		Yes	Phasing in fee increase, 50% of increase in 2020, full cost 2021	08/12/2023
271	Non-Conforming Abatement Period Extension	Application	712.00		\$ 826.00		114.00	-	M.C. 20.50.050	COS-Fee	\$ 826.00		Yes	Phasing in fee increase, 50% of increase in 2020, full cost 2021	08/12/2023
272	Operators License Appeal	Application	965.00		\$ 1,000.00		35.00	-	M.C. 5.25	COS-Fee	\$ 1,000.00		Yes	Phasing in fee increase, 50% of increase in 2020, full cost 2021	08/12/2023
273	Operators License Application	Application	993.00		\$ 1,000.00		7.00	-	M.C. 5.25	COS-Fee	\$ 1,000.00		Yes	Phasing in fee increase, 50% of increase in 2020, full cost 2021	08/12/2023
274	Planned Development Permit	Application	6,513.00		\$ 6,962.00		449.00	-	M.C. 20.50.050	COS-Fee	\$ 6,962.00		Yes	Phasing in fee increase, 50% of increase in 2020, full cost 2021	08/12/2023
275	Preliminary Application for Residential Development	Application	792.00		\$ 1,490.00		698.00	-	M.C. 20.50.050	COS-Fee	\$ 1,490.00		Yes	New Fee 2020	08/12/2023
276	Public Noticing		518.00		\$ 538.00		20.00	-	M.C. 20.50.050	COS-Fee	\$ 538.00		Yes	New Fee 2020	08/12/2023
277	Reasonable Accommodation	Application	-		\$ -		-	-	M.C. 20.52.070 Section C 2b	COS-Fee	\$ 3,484.00		Yes	0% Recovery per M.C. 3.36.030 Exhibit A and M.C. 20.52.070 Section C 2b	08/12/2023
278	Site Development Review - Planning Commission	Application	5,892.00		\$ 6,119.00		227.00	-	M.C. 20.50.050	COS-Fee	\$ 6,119.00		Yes	Phasing in fee increase, 50% of increase in 2020, full cost 2021	08/12/2023
279	Site Development Review - Zoning Administrator	Application	3,359.00		\$ 3,550.00		191.00	-	M.C. 20.50.050	COS-Fee	\$ 3,550.00		Yes	Phasing in fee increase, 50% of increase in 2020, full cost 2021	08/12/2023
280	Subdivisions - Parcel Map	Application	2,347.00		\$ 2,378.00		31.00	-	M.C. 19.08.040	COS-Fee	\$ 2,378.00		Yes	Phasing in fee increase, 50% of increase in 2020, full cost 2021	08/12/2023
281	Subdivisions - Tentative Tract Map	Application	5,798.00		\$ 6,119.00		321.00	-	M.C. 19.08.040	COS-Fee	\$ 6,119.00		Yes	Phasing in fee increase, 50% of increase in 2020, full cost 2021	08/12/2023
282	Subdivisions - Vesting Tentative Map	Application	5,798.00		\$ 6,119.00		321.00	-	M.C. 19.08.040	COS-Fee	\$ 6,119.00		Yes	Phasing in fee increase, 50% of increase in 2020, full cost 2021	08/12/2023
283	Transfer of Development Rights	Application	4,580.00		\$ 5,030.00		450.00	-	M.C. 20.50.050	COS-Fee	\$ 5,030.00		Yes	Phasing in fee increase, 50% of increase in 2020, full cost 2021	08/12/2023
284	Use Permit (Conditional) - Planning Commission	Application	5,954.00		\$ 6,109.00		155.00	-	M.C. 20.50.050	COS-Fee	\$ 6,109.00		Yes	Phasing in fee increase, 50% of increase in 2020, full cost 2021	08/12/2023
285	Use Permit (Minor) - Zoning Administrator	Application	3,358.00		\$ 3,416.00		58.00	-	M.C. 20.50.050	COS-Fee	\$ 3,416.00		Yes	Phasing in fee increase, 50% of increase in 2020, full cost 2021	08/12/2023
286	Variance	Application	5,487.00		\$ 5,603.00		116.00	-	M.C. 20.50.050	COS-Fee	\$ 5,603.00		Yes	Phasing in fee increase, 50% of increase in 2020, full cost 2021	08/12/2023
287	Zoning Plan Check (Non-Residential and Residential Alterations)	Application - per hour	212.00		\$ 215.00		3.00	-	M.C. 20.50.050	COS-Fee	\$ 215.00		Yes	Phasing in fee increase, 50% of increase in 2020, full cost 2021	08/12/2023
288	Zoning Plan Check Residential (except Residential Alterations)		see notes		see notes		-	-	M.C. 20.50.050	COS-Fee			No	No longer a separate fee; incorporated into Building plan review flat fee	08/12/2023
289	Hourly Billing Rate for Services Not Listed Planning	Application - per hour	271.00		\$ 272.00		1.00	-		COS-Fee	\$ 272.00		Yes		08/12/2023
290	Consulting Support, Specialized Services, Peer Review, etc. Fees/Costs Collected on Behalf of Other Agencies (e.g. LAFCO, Department of Fish & Wildlife, etc.)	Application	Consultant Cost + 10% City Administration		Consultant Cost + 10% City Administration		-	-		COS-Fee	Consultant Cost + 10% City Administration		No		08/12/2023
291		Application	Pass-Through		Pass-Through		-	-		Pass Through	Pass-Through		No		07/01/2023
COMMUNITY DEVELOPMENT - REAL PROPERTY															
Balboa Yacht Basin Slip/Garage/Apartment Rentals															
292	Apartments	Per month (Apartments #5 & #7)	2,918.31		\$ 3,353.81		435.50	-	Resolution 2010-134	Rental	\$ 2,918.31		See	CPI adjustments occur separately	07/01/2020
293	Garage Rentals	Per month	387.05		\$ 444.81		57.76	-	Resolution 2010-134	Rental	\$ 387.05		See	CPI adjustments occur separately	07/01/2020
294	Slip Rentals	20' Slip - per foot, per month	25.82		\$ 32.23		6.41	-	Resolution 2010-134	Rental	\$ 25.82		No	Rate charged shall be the greater of the slip or the boat. If the boat is longer than the slip it is in, the charge shall be based on the slip price plus the extra lineal feet of the boat, at that same slip rate.	07/01/2020
295	Slip Rentals	25' Slip - per foot, per month	26.78		\$ 32.38		5.60	-	Resolution 2010-134	Rental	\$ 26.78		No	Rate charged shall be the greater of the slip or the boat. If the boat is longer than the slip it is in, the charge shall be based on the slip price plus the extra lineal feet of the boat, at that same slip rate.	07/01/2020
296	Slip Rentals	31' Slip - per foot, per month	29.35		\$ 37.29		7.94	-	Resolution 2010-134	Rental	\$ 29.35		No	Rate charged shall be the greater of the slip or the boat. If the boat is longer than the slip it is in, the charge shall be based on the slip price plus the extra lineal feet of the boat, at that same slip rate.	07/01/2020
297	Slip Rentals	32' Slip - per foot, per month	29.84		\$ 40.49		10.65	-	Resolution 2010-134	Rental	\$ 29.84		No	Rate charged shall be the greater of the slip or the boat. If the boat is longer than the slip it is in, the charge shall be based on the slip price plus the extra lineal feet of the boat, at that same slip rate.	07/01/2020
298	Slip Rentals	34' Slip - per foot, per month	34.14		\$ 41.02		6.88	-	Resolution 2010-134	Rental	\$ 34.14		No	Rate charged shall be the greater of the slip or the boat. If the boat is longer than the slip it is in, the charge shall be based on the slip price plus the extra lineal feet of the boat, at that same slip rate.	07/01/2020
299	Slip Rentals	35' Slip - per foot, per month	34.14		\$ 42.59		7	8.45	Resolution 2010-134	Rental	\$ 34.14		No	Rate charged shall be the greater of the slip or the boat. If the boat is longer than the slip it is in, the charge shall be based on the slip price plus the extra lineal feet of the boat, at that same slip rate.	07/01/2020

City of Newport Beach Schedule of Rents, Fines, and Fees (SRFF) - Detailed

Note: The Consumer Price Index (CPI) percentage by which applicable fees will increase effective 7/1/23 is reflected in the SRFF.
 Note: The fees include a rounded down amount consistent with policy.

	SERVICE NAME	DESCRIPTION	Previous Charges		Current Charges				REFERENCE	TYPE	Full Cost/Market Value		CPI	Notes	Implementation Date
			Rounded down/ Fee @ Policy Level		Fee @ Policy Level		Variance From Previous Year				Total or Base Fee	Incremental - (if applicable)			
			Total or Base Fee	Incremental - (if applicable)	Total or Base Fee	Incremental - (if applicable)	Total or Base Fee	Incremental - (if applicable)			Total or Base Fee	Incremental - (if applicable)			
300	Slip Rentals	37' Slip - per foot, per month	34.24	\$ 44.34	10.10	-	Resolution 2010-134	Rental	\$ 34.24		No	Rate charged shall be the greater of the slip or the boat. If the boat is longer than the slip it is in, the charge shall be based on the slip price plus the extra lineal feet of the boat, at that same slip rate.	07/01/2020		
301	Slip Rentals	40' Slip - per foot, per month	37.75	\$ 50.09	12.34	-	Resolution 2010-134	Rental	\$ 37.75		No	Rate charged shall be the greater of the slip or the boat. If the boat is longer than the slip it is in, the charge shall be based on the slip price plus the extra lineal feet of the boat, at that same slip rate.	07/01/2020		
302	Slip Rentals	45' Slip - per foot, per month	40.47	\$ 51.27	10.80	-	Resolution 2010-134	Rental	\$ 40.47		No	Rate charged shall be the greater of the slip or the boat. If the boat is longer than the slip it is in, the charge shall be based on the slip price plus the extra lineal feet of the boat, at that same slip rate.	07/01/2020		
303	Slip Rentals	50' Slip - per foot, per month	46.84	\$ 60.59	13.75	-	Resolution 2010-134	Rental	\$ 46.84		No	Rate charged shall be the greater of the slip or the boat. If the boat is longer than the slip it is in, the charge shall be based on the slip price plus the extra lineal feet of the boat, at that same slip rate.	07/01/2020		
304	Slip Rentals	60' Slip - per foot, per month	51.69	\$ 70.65	18.96	-	Resolution 2010-134	Rental	\$ 51.69		No	Rate charged shall be the greater of the slip or the boat. If the boat is longer than the slip it is in, the charge shall be based on the slip price plus the extra lineal feet of the boat, at that same slip rate.	07/01/2020		
305	Slip Rentals	75' Slip - per foot, per month	54.79	\$ 80.95	26.16	-	Resolution 2010-134	Rental	\$ 54.79		No	Rate charged shall be the greater of the slip or the boat. If the boat is longer than the slip it is in, the charge shall be based on the slip price plus the extra lineal feet of the boat, at that same slip rate.	07/01/2020		
306	Piers														
307	Commercial		See Resolution	See Resolution	-	-	Res 2012-91, 2012-92, 2012-96, 2012-97, 2012-98, 2013-88 & 2017-49	Rental	See Resolution		No		07/25/2017		
	FINANCE	Fees with "Yes" under CPI column increased by CPI, unless noted otherwise													
	Revenue														
308	Adult Oriented Business Permits	Permit	1,334.00	\$ 1,383.00	49.00	-	M.C. 5.96.020(B)	COS-Fee	\$ 1,383.98		Yes		07/01/2022		
309	Business License - change in information		24.00	\$ 25.00	1.00	-	M.C. 5.04.210	COS-Fee	\$ 25.52		Yes		07/01/2022		
310	Business License - duplicate	Reprint Certificate	11.00	\$ 12.00	1.00	-	M.C. 5.04.200	COS-Fee	\$ 12.08		Yes		07/01/2022		
311	Business License Initial Application	Application Processing Fee	61.00	\$ 63.00	2.00	-	M.C. 3.36.030	COS-Fee	\$ 63.94		Yes		07/01/2022		
312	Dance Permit	Permit	180.00	\$ 186.00	6.00	-	M.C. 5.32.040	COS-Fee	\$ 186.83		Yes		07/01/2022		
313	Dog License Late Charge	Late Charge	2.50	\$ 5.00	2.50	-	M.C. 7.04.060	Pass Thru	\$ 5.00		No	Service is provided by a vendor.	07/26/2016		
314	Dog License Tag Replacement	Tag Replacement	7.00	\$ 7.00	-	-	M.C. 7.04.060	COS-Fee	\$ 7.73		Yes	Service is provided by a vendor.	07/01/2022		
315	Dog License Unaltered	Per-Year	51.00	\$ 53.00	2.00	-	M.C. 7.04.060	COS-Fee	\$ 53.10		Yes	Service is provided by a vendor.	07/01/2022		
316	Dog License-Sterilized	Per-Year	25.50	\$ 26.50	1.00	-	Food and Agricultural Code 30804.5 M.C. 7.04.060	COS-Fee	\$ 53.10		Yes	Service is provided by a vendor. 50% Recovery per Food and Agricultural Code 30804.5	07/01/2022		
317	Escort Service Per Employee	Escort Employee	587.00	\$ 609.00	22.00	-	M.C. 5.90.035	COS-Fee	\$ 609.25		Yes		07/01/2022		
318	Escort Service Permit	Permit To Conduct Escort Services	1,143.00	\$ 1,186.00	43.00	-	M.C. 5.90.020	COS-Fee	\$ 1,186.21		Yes		07/01/2022		
319	Film Permit Fee		-	\$ -	-	-	M.C. 5.46.030	COS-Fee	\$ -		No	2012 Fee \$276 suspended per Council Resolution 2014-100	11/25/2014		
320	Film Production Application -With Film Liaison		-	\$ -	-	-	M.C. 5.46.030	COS-Fee	\$ -		No	2012 Fee \$49 suspended per Council Resolution 2014-100	11/25/2014		
321	Film Production Application -Without Film Liaison		301.00	\$ 313.00	12.00	-	M.C. 5.46.030	COS-Fee	\$ 313.10		Yes		07/01/2022		
322	Film Permit - Cancellation Fee (for permits req add'l City svcs)		see notes	see notes	-	-	M.C. 5.46.070	COS-Fee	see notes		Yes	100% Fully Loaded Hourly Rate - New Fee 2021	07/01/2022		
323	Film Permit - Review Fee (5 or fewer cast & crew)		13.00	\$ 13.00	-	-	M.C. 5.46.030	COS-Fee	\$ 13.63		Yes	New Fee 2021	07/01/2022		
324	Film Permit - Review Fee (6 or more cast & crew)		52.00	\$ 54.00	2.00	-	M.C. 5.46.030	COS-Fee	\$ 54.55		Yes	New Fee 2021	07/01/2022		
325	Film Permit - Staff Time Outside of Permit Application Review		see notes	see notes	-	-	M.C. 5.46.070	COS-Fee	see notes		Yes	100% Fully Loaded Hourly Rate - New Fee 2021	07/01/2022		
326	FilmLA Application Fee	Maximum	895.00	\$ 895.00	32.00	-	M.C. 5.46.030	Pass Thru	\$ 863.00		No	Council Resolution 2014-100	07/01/2022		
327	FilmLA Film Permit Rider Fee	Maximum	137.00	\$ 143.00	6.00	-	M.C. 5.46.030	Pass Thru	\$ 137.00		No	Council Resolution 2014-100	07/01/2022		
328	FilmLA Monitor Fees - Double time	Maximum	82.00	\$ 84.00	2.00	-	M.C. 5.46.030	Pass Thru	\$ 82.00		No	Council Resolution 2014-100	07/01/2022		
331	FilmLA Monitor Fees	Maximum	41.00	\$ 43.00	2.00	-	M.C. 5.46.030	Pass Thru	\$ 41.00		No	Council Resolution 2014-100	07/01/2022		
332	FilmLA Monitor Fees Overtime	Maximum	62.00	\$ 64.00	2.00	-	M.C. 5.46.030	Pass Thru	\$ 62.00		No	Council Resolution 2014-100	07/01/2022		
333	FilmLA Notification Fee		215.00	\$ 223.00	8.00	-	M.C. 5.46.030	Pass Thru	\$ 215.00		No	Council Resolution 2014-100	07/01/2022		
334	FilmLA Still Application Fee	Maximum	82.00	\$ 100.00	18.00	-	M.C. 5.46.030	Pass Thru	\$ 82.00		No	Council Resolution 2014-100	07/01/2022		
335	FilmLA Still Rider Fee	Maximum	28.00	\$ 30.00	2.00	-	M.C. 5.46.030	Pass Thru	\$ 28.00		No	Council Resolution 2014-100	07/01/2022		
336	FilmLA Student Permit Fee Complex	Maximum	124.00	\$ 129.00	5.00	-	M.C. 5.46.030	Pass Thru	\$ 124.00		No	Council Resolution 2014-100; MC 5.46.030 exempts students from paying a fee	07/01/2022		
337	FilmLA Student Permit Fee Simple	Maximum	33.00	\$ 50.00	17.00	-	M.C. 5.46.030	Pass Thru	\$ 33.00		No	Council Resolution 2014-100; MC 5.46.030 exempts students from paying a fee	07/01/2022		
338	Fire Arms Sales Permit	Permit For Retail Sales	110.00	\$ 114.00	4.00	-	M.C. 5.80.040	COS-Fee	\$ 114.87		Yes		07/01/2022		
339	Live Entertainment Permit	Permit	178.00	\$ 184.00	6.00	-	M.C. 5.28.030	COS-Fee	\$ 184.69		Yes		07/01/2022		
340	Parking Permit Replacement Fee		12.00	\$ 12.00	-	-	MC. 3.36.030	COS-Fee	\$ 12.74		Yes		07/01/2022		
341	Payment Plan (except Parking)		25.00	\$ 25.00	-	-	MC. 3.36.030	COS-Fee	\$ 30.90		Yes	New Fee 2018 \$25 Recovery per M.C. 3.36.030 Exhibit A	07/01/2022		
342	Payment Plan (Parking)	\$5 Indigent / \$25 All Other		\$5 Indigent / \$25 All Other	-	-	CVC 40220 (a)(1)(A)(i)(III)	COS-Fee	\$ 34.45		No	\$5 Indigent / \$25 All Other Recovery per CVC 40220(a)(1)(A)(i)(III)	07/01/2022		
343	Preferential Parking Permit		19.00	\$ 20.00	1.00	-	MC. 12.68.040	COS-Fee	\$ 20.73		Yes		07/01/2022		
344	Review of Hotel Special Package Application	Hotels Special Package Deals	198.00	\$ 206.00	8.00	-	M.C.3.16.050 (C)	COS-Fee	\$ 206.07		Yes		07/01/2022		
345	Sidewalk Vending Permit Application		177.00	\$ 183.00	6.00	-	M.C.5.97.030 (C)	COS-Fee	\$ 183.55		Yes	New 2019; adopted 1/22/19 Resolution 2019-4	07/01/2022		
346	Short Term Lodging Permits - initial	Permit	169.00	\$ 175.00	6.00	-	M.C. 5.95.040	COS-Fee	\$ 175.49		Yes		07/01/2022		
347	Short Term Lodging Permits - reinstatement		93.00	\$ 96.00	8	3.00	M.C. 5.95.065	COS-Fee	\$ 96.87		Yes	New Fee 2021	07/01/2022		

City of Newport Beach Schedule of Rents, Fines, and Fees (SRFF) - Detailed

Note: The Consumer Price Index (CPI) percentage by which applicable fees will increase effective 7/1/23 is reflected in the SRFF.
 Note: The fees include a rounded down amount consistent with policy.

	SERVICE NAME	DESCRIPTION	Previous Charges		Current Charges				REFERENCE	TYPE	Full Cost/Market Value		CPI	Notes	Implementation Date
			Rounded down/ Fee @ Policy Level		Fee @ Policy Level		Variance From Previous Year				Total or Base Fee	Incremental - (if applicable)			
			Total or Base Fee	Incremental - (if applicable)	Total or Base Fee	Incremental - (if applicable)	Total or Base Fee	Incremental - (if applicable)			Total or Base Fee	Incremental - (if applicable)			
348	Short Term Lodging Permits - renewal	Permit	89.00	\$ 92.00	3.00	-	M.C. 5.95.040	COS-Fee	\$ 92.48		Yes	New Fee 2020	07/01/2022		
349	Short Term Lodging Permits - reprint	Reprint Certificate	13.00	\$ 13.00	-	-	M.C. 3.36.030	COS-Fee	\$ 13.96		Yes		07/01/2022		
350	Short Term Lodging Permits - suspension or revocation hearing - Appellant Successful		-	\$ -	-	-	M.C. 5.95.065	COS-Fee	\$ 1,077.74		Yes	New Fee 2021 0% Recovery per M.C. 3.36.030 Exhibit A	07/01/2022		
351	Short Term Lodging Permits - suspension or revocation hearing - Appellant Unsuccessful		519.50	\$ 538.00	18.50	-	M.C. 5.95.065	COS-Fee	\$ 1,077.74		Yes	New Fee 2021 50% Recovery per M.C. 3.36.030 Exhibit A	07/01/2022		
352	Sound Amp Permit	Permit	75.00	\$ 78.00	3.00	-	M.C. 10.32.020	COS-Fee	\$ 78.02		Yes		07/01/2022		
353	Vehicles For Hire - Annual Per Vehicle Fee	Annual Per Vehicle	241.00	\$ 250.00	9.00	-	M.C. 5.12.110	COS-Fee	\$ 250.41		Yes		07/01/2022		
354	Vehicles For Hire - Certificate	Certificate (Plus Fee For Each Vehicle Shown Below)	2,199.00	\$ 2,281.00	82.00	-	M.C. 5.12.030	COS-Fee	\$ 2,281.10		Yes		07/01/2022		
355	Vehicles For Hire - Driver's Permit	Driver's Permit	438.00	\$ 454.00	16.00	-	M.C. 5.12.230	COS-Fee	\$ 454.37		Yes		07/01/2022		
356	Vehicles For Hire - Driver's Permit Renewal	Driver's Permit Renewal	427.00	\$ 443.00	16.00	-	M.C. 5.12.230	COS-Fee	\$ 443.66		Yes		07/01/2022		
357	Vehicles For Hire - Fee per Vehicle	Fee For Each Vehicle	241.00	\$ 250.00	9.00	-	M.C. 5.12.030	COS-Fee	\$ 250.41		Yes		07/01/2022		
358	Zero Bill Reprints		-	\$ -	-	-	M.C. 3.36.030	COS-Fee	\$ 14.29		No	0% Recovery per M.C. 3.36.030 Exhibit A	07/01/2022		
Parking Penalties															
359	11.04.070(F) MC PARKED IN PARK		50.00	\$ 51.00	1.00	-	Resolution 2020-30	Penalty			Yes	Updated by CPI every July, per Resolution 2016-94	07/01/2022		
360	11.08.090(A) MC PARKING ON PUBLIC PIER		50.00	\$ 51.00	1.00	-	Resolution 2020-30	Penalty			Yes	Updated by CPI every July, per Resolution 2016-94	07/01/2022		
361	12.08.120 MC PARKING ON BEACH		50.00	\$ 51.00	1.00	-	Resolution 2020-30	Penalty			Yes	Updated by CPI every July, per Resolution 2016-94	07/01/2022		
362	12.12.010(D) MC COMPLIANCE WITH SIGNS		50.00	\$ 51.00	1.00	-	Resolution 2020-30	Penalty			Yes	Updated by CPI every July, per Resolution 2016-94	07/01/2022		
363	12.12.050 MC FEE NOT PAID IN LOT		50.00	\$ 51.00	1.00	-	Resolution 2020-30	Penalty			Yes	Updated by CPI every July, per Resolution 2016-94	07/01/2022		
364	12.12.080 MC MOTORCYCLES IN WOF LOT		50.00	\$ 51.00	1.00	-	Resolution 2020-30	Penalty			Yes	Updated by CPI every July, per Resolution 2016-94	07/01/2022		
365	12.32.050(D) MC BALBOA ISLAND: BLOCKING EGRESS		50.00	\$ 51.00	1.00	-	Resolution 2020-30	Penalty			Yes	Updated by CPI every July, per Resolution 2016-94	07/01/2022		
366	12.40.020 MC PARKWAYS		50.00	\$ 51.00	1.00	-	Resolution 2020-30	Penalty			Yes	Updated by CPI every July, per Resolution 2016-94	07/01/2022		
367	12.40.030 MC PARKING ON PRIVATE PROPERTY		50.00	\$ 51.00	1.00	-	Resolution 2020-30	Penalty			Yes	Updated by CPI every July, per Resolution 2016-94	07/01/2022		
368	12.40.035 MC PKG ON PRIVATE STREETS/DRIVES		50.00	\$ 51.00	1.00	-	Resolution 2020-30	Penalty			Yes	Updated by CPI every July, per Resolution 2016-94	07/01/2022		
369	12.40.040 MC PARKING IN EXCESS 72 HOURS		93.00	\$ 97.00	4.00	-	Resolution 2020-30	Penalty			Yes	Updated by CPI every July, per Resolution 2016-94	07/01/2022		
370	12.40.055(A) MC TRAILER/RV/OVERSIZED VEHICLE		50.00	\$ 51.00	1.00	-	Resolution 2020-30	Penalty			Yes	Updated by CPI every July, per Resolution 2016-94	07/01/2022		
371	12.40.060(A) MC PKG PROHIB: VEH FOR SALE		93.00	\$ 97.00	4.00	-	Resolution 2020-30	Penalty			Yes	Updated by CPI every July, per Resolution 2016-94	07/01/2022		
372	12.40.060(C) MC PKG PROHIB: NON-EMRGNCY REPAIR		93.00	\$ 97.00	4.00	-	Resolution 2020-30	Penalty			Yes	Updated by CPI every July, per Resolution 2016-94	07/01/2022		
373	12.40.060(D) MC PKG PROHIB: CAR WASHING		93.00	\$ 97.00	4.00	-	Resolution 2020-30	Penalty			Yes	Updated by CPI every July, per Resolution 2016-94	07/01/2022		
374	12.40.070 MC PKG ON GRADE, WHEELS NOT TURND		50.00	\$ 51.00	1.00	-	Resolution 2020-30	Penalty			Yes	Updated by CPI every July, per Resolution 2016-94	07/01/2022		
375	12.40.080 MC 18INCHES FROM LEFT CURB		50.00	\$ 51.00	1.00	-	Resolution 2020-30	Penalty			Yes	Updated by CPI every July, per Resolution 2016-94	07/01/2022		
376	12.40.090 MC ANGLE PARKING, OUTSIDE LINES		50.00	\$ 51.00	1.00	-	Resolution 2020-30	Penalty			Yes	Updated by CPI every July, per Resolution 2016-94	07/01/2022		
377	12.40.110 MC ACROSS/OUTSIDE SPACE MARKERS		50.00	\$ 51.00	1.00	-	Resolution 2020-30	Penalty			Yes	Updated by CPI every July, per Resolution 2016-94	07/01/2022		
378	12.40.130 MC PERMIT REQD-ANGLE LOAD/UNLOAD		50.00	\$ 51.00	1.00	-	Resolution 2020-30	Penalty			Yes	Updated by CPI every July, per Resolution 2016-94	07/01/2022		
379	12.40.140 MC PARKING ADJACENT TO SCHOOLS		50.00	\$ 51.00	1.00	-	Resolution 2020-30	Penalty			Yes	Updated by CPI every July, per Resolution 2016-94	07/01/2022		
380	12.40.150 MC PROHIB PKG: NARROW STREETS		50.00	\$ 51.00	1.00	-	Resolution 2020-30	Penalty			Yes	Updated by CPI every July, per Resolution 2016-94	07/01/2022		
381	12.40.160 MC POSTED NO PARKING/STOPPING		93.00	\$ 97.00	4.00	-	Resolution 2020-30	Penalty			Yes	Updated by CPI every July, per Resolution 2016-94	07/01/2022		
382	12.40.170(A) MC RESTRICT PKG: VENDORS/PRODUCTS		71.00	\$ 73.00	2.00	-	Resolution 2020-30	Penalty			Yes	Updated by CPI every July, per Resolution 2016-94	07/01/2022		
383	12.40.170(B) MC RESTRICTED PKG: VEH FOR HIRE		71.00	\$ 73.00	2.00	-	Resolution 2020-30	Penalty			Yes	Updated by CPI every July, per Resolution 2016-94	07/01/2022		
384	12.40.170(C) MC RESTRICTED PKG: PERMIT REQ.		71.00	\$ 73.00	2.00	-	Resolution 2020-30	Penalty			Yes	Updated by CPI every July, per Resolution 2016-94	07/01/2022		
385	12.40.180 MC EMERGENCY PKG RESTRICTIONS		50.00	\$ 51.00	1.00	-	Resolution 2020-30	Penalty			Yes	Updated by CPI every July, per Resolution 2016-94	07/01/2022		
386	12.44.010(A) MC OVERTIME 1 HOUR ZONE		57.00	\$ 59.00	2.00	-	Resolution 2020-30	Penalty			Yes	Updated by CPI every July, per Resolution 2016-94	07/01/2022		
387	12.44.010(B) MC OVERTIME 2 HOUR ZONE		57.00	\$ 59.00	2.00	-	Resolution 2020-30	Penalty			Yes	Updated by CPI every July, per Resolution 2016-94	07/01/2022		
388	12.44.010(C) MC OVERTIME 6 HOUR ZONE		57.00	\$ 59.00	2.00	-	Resolution 2020-30	Penalty			Yes	Updated by CPI every July, per Resolution 2016-94	07/01/2022		
389	12.44.070(C) MC ACROSS MARKING, METER AREA		50.00	\$ 51.00	1.00	-	Resolution 2020-30	Penalty			Yes	Updated by CPI every July, per Resolution 2016-94	07/01/2022		
390	12.44.070(A) MC OUTSIDE PAID SPACE MARKING		50.00	\$ 51.00	1.00	-	Resolution 2020-30	Penalty			Yes	Updated by CPI every July, per Resolution 2016-94	07/01/2022		
391	12.44.070(B) MC BACKING INTO METER SPACE		50.00	\$ 51.00	1.00	-	Resolution 2020-30	Penalty			Yes	Updated by CPI every July, per Resolution 2016-94	07/01/2022		
392	12.44.084 MC PARKING AT AN INOPERABLE METER		67.00	\$ 69.00	2.00	-	Resolution 2020-30	Penalty			Yes	Updated by CPI every July, per Resolution 2016-94	07/01/2022		
393	12.44.100 MC ACTIVATION OF METER		50.00	\$ 51.00	1.00	-	Resolution 2020-30	Penalty			Yes	Updated by CPI every July, per Resolution 2016-94	07/01/2022		
394	12.44.110 MC PAYMENT TIME EXPIRED		71.00	\$ 73.00	2.00	-	Resolution 2020-30	Penalty			Yes	Updated by CPI every July, per Resolution 2016-94	07/01/2022		
395	12.44.150(C) MC STREET SWEEPING		66.00	\$ 68.00	2.00	-	Resolution 2020-30	Penalty			Yes	Updated by CPI every July, per Resolution 2016-94	07/01/2022		
396	12.44.160(C) MC PROHIBITED NIGHT PARKING		50.00	\$ 51.00	1.00	-	Resolution 2020-30	Penalty			Yes	Updated by CPI every July, per Resolution 2016-94	07/01/2022		
397	12.46.040 MC NON-DISPLAY OF PLACARD/LIC PLT		57.00	\$ 59.00	2.00	-	Resolution 2020-30	Penalty			Yes	Updated by CPI every July, per Resolution 2016-94	07/01/2022		
398	12.48.040(A) MC PARKING IN RED ZONE		93.00	\$ 97.00	4.00	-	Resolution 2020-30	Penalty			Yes	Updated by CPI every July, per Resolution 2016-94	07/01/2022		
399	12.48.040(B) MC PKG IN LOADING ZONE (YLN)		93.00	\$ 97.00	4.00	-	Resolution 2020-30	Penalty			Yes	Updated by CPI every July, per Resolution 2016-94	07/01/2022		
400	12.48.040(C) MC WHITE ZONE (3 MINUTE LOADING)		93.00	\$ 97.00	4.00	-	Resolution 2020-30	Penalty			Yes	Updated by CPI every July, per Resolution 2016-94	07/01/2022		
401	12.48.040(D) MC OVERTIME GREEN ZONE PAID AREA		93.00	\$ 97.00	4.00	-	Resolution 2020-30	Penalty			Yes	Updated by CPI every July, per Resolution 2016-94	07/01/2022		
402	12.48.050(A) MC OVERTIME GREEN ZONE		73.00	\$ 75.00	2.00	-	Resolution 2020-30	Penalty			Yes	Updated by CPI every July, per Resolution 2016-94	07/01/2022		
403	12.48.050(B) MC 5 MINUTE ZONE (GREEN)		73.00	\$ 75.00	2.00	-	Resolution 2020-30	Penalty			Yes	Updated by CPI every July, per Resolution 2016-94	07/01/2022		
404	12.48.070(A) MC RESTRICTED USE: LOADING ZONE		73.00	\$ 75.00	2.00	-	Resolution 2020-30	Penalty			Yes	Updated by CPI every July, per Resolution 2016-94	07/01/2022		
405	12.48.070(B) MC RESTRICT USE: LDG ZONE-PSNGRS		73.00	\$ 75.00	2.00	-	Resolution 2020-30	Penalty			Yes	Updated by CPI every July, per Resolution 2016-94	07/01/2022		
406	12.48.080 MC EXCESS 3 MIN PASS LOADING ZONE		73.00	\$ 75.00	2.00	-	Resolution 2020-30	Penalty			Yes	Updated by CPI every July, per Resolution 2016-94	07/01/2022		
407	12.48.090 MC PARKING IN ALLEY		93.00	\$ 97.00	4.00	-	Resolution 2020-30	Penalty			Yes	Updated by CPI every July, per Resolution 2016-94	07/01/2022		
408	12.48.100(G) MC PARKED IN BUS ZONE		50.00	\$ 51.00	1.00	-	Resolution 2020-30	Penalty			Yes	Updated by CPI every July, per Resolution 2016-94	07/01/2022		
409	12.52.020 MC WRONG WAY ONE WAY STREET		50.00	\$ 51.00	1.00	-	Resolution 2020-30	Penalty			Yes	Updated by CPI every July, per Resolution 2016-94	07/01/2022		
410	12.68.050(A) MC NEWPORT ISLAND - NO PERMIT		50.00	\$ 51.00	1.00	-	Resolution 2020-30	Penalty			Yes	Updated by CPI every July, per Resolution 2016-94	07/01/2022		
411	17.25.030 MC BOAT ON BEACH		50.00	\$ 51.00	1.00	-	Resolution 2020-30	Penalty			Yes	Updated by CPI every July, per Resolution 2016-94	07/01/2022		
412	21113(A) CVC PARKING ON PUBLIC GROUNDS		67.00	\$ 69.00	2.00	-	Resolution 2020-30	Penalty			Yes	Updated by CPI every July, per Resolution 2016-94	07/01/2022		
413	21211(B) CVC PARKING IN BIKE LANE		67.00	\$ 69.00	2.00	-	Resolution 2020-30	Penalty			Yes	Updated by CPI every July, per Resolution 2016-94	07/01/2022		
414	22400(A) CVC PROHIB PARK/STOP: PUBLIC HIWAY		90.00	\$ 93.00	3.00	-	Resolution 2020-30	Penalty			Yes	Updated by CPI every July, per Resolution 2016-94	07/01/2022		
415	22500(A) CVC PARKING WITHIN INTERSECTION		67.00	\$ 69.00	2.00	-	Resolution 2020-30	Penalty			Yes	Updated by CPI every July, per Resolution 2016-94	07/01/2022		
416	22500(B) CVC PARKED IN CROSSWALK		67.00	\$ 69.00	2.00	-	Resolution 2020-30	Penalty			Yes	Updated by CPI every July, per Resolution 2016-94	07/01/2022		
417	22500(C) CVC PROHIB PARK/STOP: SAFETY ZONE		67.00	\$ 69.00	2.00	-	Resolution 2020-30	Penalty			Yes	Updated by CPI every July, per Resolution 2016-94	07/01/2022		
418	22500(D) CVC PKD W/IN 15FT OF FIRE STATION		67.00	\$ 69.00	2.00	-	Resolution 2020-30	Penalty			Yes	Updated by CPI every July, per Resolution 2016-94	07/01/2022		
419	22500(E) CVC BLOCKING DRIVEWAY		67.00	\$ 69.00	2.00	-	Resolution 2020-30	Penalty			Yes	Updated by CPI every July, per Resolution 2016-94	07/01/2022		
420	22500(F) CVC PARKING ON SIDEWALK		67.00	\$ 69.00	2.00	-	Resolution 2020-30	Penalty			Yes	Updated by CPI every July, per Resolution 2016-94	07/01/2022		
421	22500(G) CVC PROHIB PRK/STOP: OBSTRUCT TRAF		67.00	\$ 69.00	2.										

City of Newport Beach Schedule of Rents, Fines, and Fees (SRFF) - Detailed

Note: The Consumer Price Index (CPI) percentage by which applicable fees will increase effective 7/1/23 is reflected in the SRFF.
 Note: The fees include a rounded down amount consistent with policy.

	SERVICE NAME	DESCRIPTION	Previous Charges		Current Charges				REFERENCE	TYPE	Full Cost/Market Value		CPI	Notes	Implementation Date
			Rounded down/ Fee @ Policy Level		Fee @ Policy Level		Variance From Previous Year				Total or Base Fee	Incremental - (if applicable)			
			Total or Base Fee	Incremental - (if applicable)	Total or Base Fee	Incremental - (if applicable)	Total or Base Fee	Incremental - (if applicable)							
423	22500(I) CVC PARKED IN BUS ZONE		538.00	\$ 559.00	21.00	-	Resolution 2020-30	Penalty			Yes	Updated by CPI every July, per Resolution 2016-94	07/01/2022		
424	22500(K) CVC PARKED ON BRIDGE		67.00	\$ 69.00	2.00	-	Resolution 2020-30	Penalty			Yes	Updated by CPI every July, per Resolution 2016-94	07/01/2022		
425	22500(L) CVC ON/IN FRONT OF HC ACCESS RAMP		538.00	\$ 559.00	21.00	-	Resolution 2020-30	Penalty			Yes	Updated by CPI every July, per Resolution 2016-94	07/01/2022		
426	22500.1 CVC PARKING FIRE LANE		67.00	\$ 69.00	2.00	-	Resolution 2020-30	Penalty			Yes	Updated by CPI every July, per Resolution 2016-94	07/01/2022		
427	22502(A) CVC WRONG WY 2WY/18IN FROM RT CURB		67.00	\$ 69.00	2.00	-	Resolution 2020-30	Penalty			Yes	Updated by CPI every July, per Resolution 2016-94	07/01/2022		
428	22502(E) CVC WRONG WY 1WY/18IN FROM LT CURB		67.00	\$ 69.00	2.00	-	Resolution 2020-30	Penalty			Yes	Updated by CPI every July, per Resolution 2016-94	07/01/2022		
429	22505(B) CVC PKG ON STATE HIGHWAY-PROHIB		67.00	\$ 69.00	2.00	-	Resolution 2020-30	Penalty			Yes	Updated by CPI every July, per Resolution 2016-94	07/01/2022		
430	22507.8(A) CVC DISABLED PARKING		591.00	\$ 613.00	22.00	-	Resolution 2020-30	Penalty			Yes	Updated by CPI every July, per Resolution 2016-94	07/01/2022		
431	22507.8(B) CVC BLOCKING DISABLED SPACE		591.00	\$ 613.00	22.00	-	Resolution 2020-30	Penalty			Yes	Updated by CPI every July, per Resolution 2016-94	07/01/2022		
432	22507.8(C) CVC DISABLED CROSSHATCH VIOLATION		591.00	\$ 613.00	22.00	-	Resolution 2020-30	Penalty			Yes	Updated by CPI every July, per Resolution 2016-94	07/01/2022		
433	22511.1(A) CVC EV PARKING - NOT CHARGING		67.00	\$ 69.00	2.00	-	Resolution 2020-30	Penalty			Yes	Updated by CPI every July, per Resolution 2016-94	07/01/2022		
434	22511.1(B) CVC BLOCKING EV PARKING		67.00	\$ 69.00	2.00	-	Resolution 2020-30	Penalty			Yes	Updated by CPI every July, per Resolution 2016-94	07/01/2022		
435	22514 CVC PARKING WITHIN 15FT OF HYDRANT		67.00	\$ 69.00	2.00	-	Resolution 2020-30	Penalty			Yes	Updated by CPI every July, per Resolution 2016-94	07/01/2022		
436	22515 CVC UNATTENDED VEHICLE		67.00	\$ 69.00	2.00	-	Resolution 2020-30	Penalty			Yes	Updated by CPI every July, per Resolution 2016-94	07/01/2022		
437	22516 CVC LOCKED VEHICLE		90.00	\$ 93.00	3.00	-	Resolution 2020-30	Penalty			Yes	Updated by CPI every July, per Resolution 2016-94	07/01/2022		
438	22522 CVC 3FT FROM HC ACCESS RAMP (RED)		591.00	\$ 613.00	22.00	-	Resolution 2020-30	Penalty			Yes	Updated by CPI every July, per Resolution 2016-94	07/01/2022		
439	24003 CVC UNLAWFUL LAMPS		67.00	\$ 69.00	2.00	-	Resolution 2020-30	Penalty			Yes	Updated by CPI every July, per Resolution 2016-94	07/01/2022		
440	24401 CVC PARKED WITH HIGH BEAMS		62.00	\$ 64.00	2.00	-	Resolution 2020-30	Penalty			Yes	Updated by CPI every July, per Resolution 2016-94	07/01/2022		
441	26101(b) MODIFIED LIGHTING		67.00	\$ 69.00	2.00	-	Resolution 2020-30	Penalty			Yes	Updated by CPI every July, per Resolution 2016-94	07/01/2022		
442	26709(A) CVC REAR VIEW MIRROR		67.00	\$ 69.00	2.00	-	Resolution 2020-30	Penalty			Yes	Updated by CPI every July, per Resolution 2016-94	07/01/2022		
443	27155 CVC FUEL TANK CAP REQUIRED		67.00	\$ 69.00	2.00	-	Resolution 2020-30	Penalty			Yes	Updated by CPI every July, per Resolution 2016-94	07/01/2022		
444	4000(A)(1) CVC EXPIRED REGISTRATION		120.00	\$ 124.00	4.00	-	Resolution 2020-30	Penalty			Yes	Updated by CPI every July, per Resolution 2016-94	07/01/2022		
445	4152.5 CVC FOREIGN VEHICLE REGISTRATION		67.00	\$ 69.00	2.00	-	Resolution 2020-30	Penalty			Yes	Updated by CPI every July, per Resolution 2016-94	07/01/2022		
446	4457 CVC STOLEN/LOST/DAMAGED CARDS/PLTS		67.00	\$ 69.00	2.00	-	Resolution 2020-30	Penalty			Yes	Updated by CPI every July, per Resolution 2016-94	07/01/2022		
447	4461(C) CVC MISUSING A DISABLED PLACARD		359.00	\$ 372.00	13.00	-	Resolution 2020-30	Penalty			Yes	Updated by CPI every July, per Resolution 2016-94	07/01/2022		
448	4461(D) CVC MISUSING A DISABLED PLATE		359.00	\$ 372.00	13.00	-	Resolution 2020-30	Penalty			Yes	Updated by CPI every July, per Resolution 2016-94	07/01/2022		
449	4462(B) CVC FAUDULENT USE/DISPLAY OF TABS		67.00	\$ 69.00	2.00	-	Resolution 2020-30	Penalty			Yes	Updated by CPI every July, per Resolution 2016-94	07/01/2022		
450	4464 CVC ALTERED LICENSE PLATES		67.00	\$ 69.00	2.00	-	Resolution 2020-30	Penalty			Yes	Updated by CPI every July, per Resolution 2016-94	07/01/2022		
451	5200 CVC TWO LICENSE PLATES REQUIRED		67.00	\$ 69.00	2.00	-	Resolution 2020-30	Penalty			Yes	Updated by CPI every July, per Resolution 2016-94	07/01/2022		
452	5201(A) CVC POSITIONING OF PLATES		67.00	\$ 69.00	2.00	-	Resolution 2020-30	Penalty			Yes	Updated by CPI every July, per Resolution 2016-94	07/01/2022		
453	5201(B) CVC TEMP PLT SHALL BE REPL W/PERM		67.00	\$ 69.00	2.00	-	Resolution 2020-30	Penalty			Yes	Updated by CPI every July, per Resolution 2016-94	07/01/2022		
454	5201(C) CVC LICENSE PLATE COVERING		67.00	\$ 69.00	2.00	-	Resolution 2020-30	Penalty			Yes	Updated by CPI every July, per Resolution 2016-94	07/01/2022		
455	5202 CVC LICENSE PLATE NOT ATTACHED		67.00	\$ 69.00	2.00	-	Resolution 2020-30	Penalty			Yes	Updated by CPI every July, per Resolution 2016-94	07/01/2022		
456	5204(A) CVC REG TABS EXPIRED/ABSENT		67.00	\$ 69.00	2.00	-	Resolution 2020-30	Penalty			Yes	Updated by CPI every July, per Resolution 2016-94	07/01/2022		
FIRE DEPARTMENT & LIFEGUARDS		Fees with "Yes" under CPI column increased by CPI, unless noted otherwise													
Emergency Medical Services															
457	Advanced Life Support (ALS)		1,364.00	\$ 1,392.00	28.00	-	M.C. 5.60.020	COS-Fee	\$ 1,392.00		Yes		07/01/2023		
458	Basic Life Support (BLS)		1,358.00	\$ 1,392.00	34.00	-	M.C. 5.60.020	COS-Fee	\$ 1,392.00		Yes		07/01/2023		
459	Emergency Ambulance Transportation	Transportation Charge	512.00	\$ 524.00	12.00	-	M.C. 5.60.020	COS-Fee	\$ 524.00		Yes		07/01/2023		
460	Advanced Life Support Non-Transport		400.00	\$ 400.00	-	-	M.C. 5.60.020	COS-Fee	\$ 1,353.00		No	\$400 Recovery per M.C. 3.36.030 Exhibit A	07/01/2023		
461	Basic Life Support Non-Transport		400.00	\$ 400.00	-	-	M.C. 5.60.020	COS-Fee	\$ 1,353.00		No	\$400 Recovery per M.C. 3.36.030 Exhibit A	07/01/2023		
462	Emergency Ambulance Transportation Mileage Charge	Per Mile		9.00	\$ 10.00	-	1.00	M.C. 5.60.020	COS-Fee	\$ 10.00	\$ 10.26	Yes		07/01/2023	
463	ALS First Responder Fee		400.00	\$ 400.00	-	-	M.C. 5.60.020	COS-Fee	\$ 924.00		Yes	New fee 2018 \$400 Recovery per M.C. 3.36.030 Exhibit A	07/01/2023		
464	BLS First Responder Fee		400.00	\$ 400.00	-	-	M.C. 5.60.020	COS-Fee	\$ 924.00		Yes	New fee 2018 \$400 Recovery per M.C. 3.36.030 Exhibit A	07/01/2023		
465	Paramedic Subscription Service	Annual Fee - Resident	60.00	\$ 84.00	24.00	-	M.C. 5.60.020 Resolution 2019-105	Program	varies		No	Fee Effective January 1, 2024	01/01/2024		
466	Paramedic Subscription Service	Annual Fee - Business + 10 owners and employees	60.00	\$ 84.00	24.00	-	M.C. 5.60.020 Resolution 2019-105	Program	varies		No	Fee Effective January 1, 2024	01/01/2024		
467	Paramedic Subscription Service	Annual Fee - Business, each additional 10 owners and employees (maximum 150)	25.00	\$ 25.00	-	-	M.C. 5.60.020 Resolution 2019-105	Program	varies		No	Maximum \$434 (includes Annual Fee)	07/01/2023		
Fire Operations and EMS Staff															
468	Fire Captain Unit (one person)	1 Hr. Minimum To The Nearest 15 Min. Increment Over 1 Hr., Fee Per Hour		\$ 391.00	391.00	-		COS-Fee	\$ 391.00		Yes		07/01/2023		
469	Battalion Chief Unit (one person)	1 Hr. Minimum To The Nearest 15 Min. Increment Over 1 Hr., Fee Per Hour	504.00	\$ 521.00	17.00	-	M.C. 9.04.030	COS-Fee	\$ 521.00		Yes		07/01/2023		
470	Paramedic Unit (two persons)	1 Hr. Minimum To The Nearest 15 Min. Increment Over 1 Hr., Fee Per Hour	710.00	\$ 716.00	6.00	-	M.C. 9.04.030	COS-Fee	\$ 716.00		Yes		07/01/2023		
471	Fire Engine (three persons)	1 Hr. Minimum To The Nearest 15 Min. Increment Over 1 Hr., Fee Per Hour	1,000.00	\$ 1,020.00	20.00	-	M.C. 9.04.030	COS-Fee	\$ 1,020.00		Yes		07/01/2023		
472	Fire Truck (four persons)	1 Hr. Minimum To The Nearest 15 Min. Increment Over 1 Hr., Fee Per Hour	1,276.00	\$ 1,316.00	40.00	-	M.C. 9.04.030	COS-Fee	\$ 1,316.00		Yes		07/01/2023		
473	Firefighter (per person)	1 Hr. Minimum To The Nearest 15 Min. Increment Over 1 Hr., Fee Per Hour	275.00	\$ 296.00	21.00	-	M.C. 9.04.030	COS-Fee	\$ 296.00		Yes		07/01/2023		
474	Paramedic Assessment Unit (PAU) Engine	1 Hr. Minimum To The Nearest 15 Min. Increment Over 1 Hr., Fee Per Hour	1,080.00	\$ 1,087.00	7.00	-	M.C. 9.04.030	COS-Fee	\$ 1,087.00		Yes		07/01/2023		
Fire Prevention															
475	Closure Report Review	Per Hour - 1 Hour Minimum	228.00	\$ 235.00	7.00	-	M.C. 9.04	COS-Fee	\$ 235.00		Yes		08/12/2023		
476	Fire, Life Safety Or Special Hazard Consultation	Per Hour - 1 Hour Minimum	228.00	\$ 235.00	7.00	-	M.C. 9.04	COS-Fee	\$ 235.00		Yes		07/01/2023		
477	Pre-submittal Review	Per Hour - 1 Hour Minimum; includes CEQA, EIR, and advanced planning requests	228.00	\$ 235.00	7.00	-	M.C. 9.04	COS-Fee	\$ 235.00		Yes		07/01/2023		
478	Reinspection or Special Inspection		238.00	\$ 240.00	2.00	-	M.C. 9.04	COS-Fee	\$ 240.00		Yes	New Fixed Fee 2018	08/12/2023		
479	Weekend, Holiday, or Non Contiguous & After Hours Inspection Request	2 Hour Minimum; hourly if contiguous to normal business hours.	225.00	\$ 235.00	10.00	-	M.C. 9.04	COS-Fee	\$ 235.00		Yes		07/01/2023		
480	Technical Assistance of Complex Fire Protection Systems	Code Compliance Review - Plan Review and/or Inspection Services; per Hour	228.00	\$ 235.00	7.00	-	M.C. 9.04	COS-Fee	\$ 235.00		Yes		08/12/2023		

City of Newport Beach Schedule of Rents, Fines, and Fees (SRFF) - Detailed

Note: The Consumer Price Index (CPI) percentage by which applicable fees will increase effective 7/1/23 is reflected in the SRFF.
 Note: The fees include a rounded down amount consistent with policy.

	SERVICE NAME	DESCRIPTION	Previous Charges		Current Charges				REFERENCE	TYPE	Full Cost/Market Value		CPI	Notes	Implementation Date
			Rounded down/ Fee @ Policy Level		Fee @ Policy Level		Variance From Previous Year				Total or Base Fee	Incremental - (if applicable)			
			Total or Base Fee	Incremental - (if applicable)	Total or Base Fee	Incremental - (if applicable)	Total or Base Fee	Incremental - (if applicable)			Total or Base Fee	Incremental - (if applicable)			
481	Fire Prevention - Fuel Modification New and/or Change to Existing Plan														
482	Inspection			\$ 138.00		\$ 143.00		5.00	-	M.C. 9.04	COS-Fee	\$ 143.00	Yes		08/12/2023
	Plan Review/Update			\$ 140.00		\$ 144.00		4.00	-	M.C. 9.04	COS-Fee	\$ 144.00	Yes		08/12/2023
483	Fire Prevention - Inspection														
	All Assembly (A), Factory (F) < or equal to 3,000 square feet (also used for Business (B), Mercantile (M), and Storage (S) occupancies when required)			\$ 338.00		\$ 348.00		10.00	-	M.C. 9.04	COS-Fee	\$ 348.00	Yes		07/01/2023
484	All Assembly (A), Factory (F) > 3,000 < or equal to 10,000 square feet aggregate (also used for Business (B), Mercantile (M), and Storage (S) occupancies when required)			\$ 438.00		\$ 455.00		17.00	-	M.C. 9.04	COS-Fee	\$ 455.00	Yes		07/01/2023
485	All Assembly (A), Factory (F) > 10,000 s.f. aggregate (also used for Business (B), Mercantile (M), and Storage (S) occupancies when required)			\$ 637.00		\$ 670.00		33.00	-	M.C. 9.04	COS-Fee	\$ 670.00	Yes		07/01/2023
486	Day Care Educational (E) or Institutional Day Care (I-4)			\$ 463.00		\$ 480.00		17.00	-	M.C. 9.04	COS-Fee	\$ 480.00	Yes		07/01/2023
487	Educational other than day care			\$ 463.00		\$ 480.00		17.00	-	M.C. 9.04	COS-Fee	\$ 480.00	Yes		07/01/2023
488	High-Hazard Groups H1, H2, H3, H4, H5, or Laboratory (L) (Chemical Classification Technical Report Review fee also required)			\$ 537.00		\$ 563.00		26.00	-	M.C. 9.04	COS-Fee	\$ 563.00	Yes		07/01/2023
489	Hi-Rise: Structures that are 75 ft. or higher measured from lowest point of fire department access			\$ 1,664.00		\$ 1,764.00		100.00	-	M.C. 9.04	COS-Fee	\$ 1,764.00	Yes		07/01/2023
490	Misc. Inspection including elevators, elevator lobbies, generators, canopies, awnings	Per Hour		\$ 225.00		\$ 235.00		10.00	-	M.C. 9.04	COS-Fee	\$ 235.00	Yes		07/01/2023
491	Residential R1 or R2: Hotels, motels, apartments, condominiums (Base Fee)			\$ 367.00		\$ 366.00		(1.00)	-	M.C. 9.04	COS-Fee	\$ 366.00	Yes	New Fixed Fee 2018	07/01/2023
492	Residential R1 or R2: Hotels, motels, apartments, condominiums (Per Unit, Per Building)		9.00			\$ 11.00		-	2.00	M.C. 9.04	COS-Fee	\$ 11.00	Yes	New Per Unit Fee 2018	07/01/2023
493	Residential R4: licensed residential care/assisted living facilities and similar uses serving 7-19 clients			\$ 537.00		\$ 563.00		26.00	-	M.C. 9.04	COS-Fee	\$ 563.00	Yes		07/01/2023
494	Residential R4: licensed residential care/assisted living facilities and similar uses serving >19 clients			\$ 788.00		\$ 828.00		40.00	-	M.C. 9.04	COS-Fee	\$ 828.00	Yes		07/01/2023
495	Commercial Battery: Inspection			\$ 238.00		\$ 240.00		2.00	-	M.C. 9.04	COS-Fee	\$ 240.00	Yes		08/12/2023
496	Fire Lane Inspection (Fire Master Plan)	Per Hour - 1 Hour Minimum		\$ 228.00		\$ 235.00		7.00	-	M.C. 9.04	COS-Fee	\$ 235.00	Yes		08/12/2023
497	Fire Access Gates: Inspection			\$ 162.00		\$ 161.00		(1.00)	-	M.C. 9.04	COS-Fee	\$ 161.00	Yes		08/12/2023
498	Tank Installation Or Removal: Inspection														
499	Above or Below Ground (Per Tank)	Above Or Below Ground, Per Tank		\$ 438.00		\$ 455.00		17.00	-	M.C. 9.04	COS-Fee	\$ 455.00	Yes		08/12/2023
	Defensible Space Inspection			\$ 225.00		\$ 235.00		10.00	-			\$ 235.00	Yes		07/01/2023
500	Nuisance Abatement Service														
	Weeds, Rubbish And Other Nuisance	Weeds, Rubbish And Other Nuisance; per Hour		\$ 225.00		\$ 235.00		10.00	-	M.C. 10.48.060	COS-Fee	\$ 235.00	Yes	Actual costs: pass through contract costs plus staff time.	07/01/2023
501	Fire Prevention - Inspection Fire Alarm Systems														
	Fire alarm system: Base Fee			\$ 238.00		\$ 240.00		2.00	-	M.C. 9.04	COS-Fee	\$ 240.17	Yes	New Fixed Fee 2018	08/12/2023
502	Fire alarm system: Per Device		3.25		\$ 3.50			-	0.25	M.C. 9.04	COS-Fee	\$ 3.58	Yes	New Per Device Fee 2018	08/12/2023
503	Fire alarm system: Per Story Greater than 2 stories (Includes Above and Below Ground Stories)			\$ 455.00		\$ 455.00		455.00	-		COS-Fee	\$ 455.00	Yes		08/12/2023
504	Fire Prevention - Inspection Fixed Fire Extinguishing Systems														
	Commercial fire sprinkler system (NFPA 13): Base per head With 1 Riser			\$ 238.00		\$ 240.00		2.00	-	M.C. 9.04	COS-Fee	\$ 240.00	Yes	New Fixed Fee 2018	08/12/2023
505	Commercial fire sprinkler system (NFPA 13) : each add'l head		3.25		\$ 3.50			-	0.25	M.C. 9.04	COS-Fee	\$ 3.58	Yes	New Per Head Fee 2018	08/12/2023
506	Each Additional Commercial Riser			\$ 125.00		\$ 133.00		8.00	-	M.C. 9.04	COS-Fee	\$ 133.00	Yes	New Per Riser Fee 2018	08/12/2023
507	Commercial fire sprinkler system (NFPA 13): Per Story Greater than 2 stories (Includes Above and Below Ground Stories)			\$ 455.00		\$ 455.00		455.00	-		COS-Fee	\$ 455.00	Yes		08/12/2023
508	Fire pump installation			\$ 438.00		\$ 455.00		17.00	-	M.C. 9.04	COS-Fee	\$ 455.00	Yes		08/12/2023
509	Fire sprinkler monitoring system, water flow & tamper switches			\$ 288.00		\$ 294.00		6.00	-	M.C. 9.04	COS-Fee	\$ 294.00	Yes		08/12/2023
510	Multi-family dwelling residential fire sprinkler system (NFPA 13R) (Base Fee)			\$ 238.00		\$ 240.00		2.00	-	M.C. 9.04	COS-Fee	\$ 240.00	Yes	New Fixed Fee 2018	08/12/2023
511	Multi-family dwelling residential fire sprinkler system (NFPA 13R) (per unit)		3.25		\$ 3.50			-	0.25	M.C. 9.04	COS-Fee	\$ 3.58	Yes	New Per Unit Fee 2018	08/12/2023
512	Standpipes : NFPA 14 Class I, II or III and includes all standpipes within a single building or boat dock			\$ 537.00		\$ 563.00		26.00	-	M.C. 9.04	COS-Fee	\$ 563.00	Yes		08/12/2023
513	Tenant Improvement (TI) NFPA 13 or 13R fire sprinkler system: base fee			\$ 188.00		\$ 186.00		(2.00)	-	M.C. 9.04	COS-Fee	\$ 186.00	Yes	New Fixed Fee 2018	08/12/2023
514	Tenant Improvement (TI) NFPA 13 or 13R fire sprinkler system: per head		3.25		\$ 3.50			-	0.25	M.C. 9.04	COS-Fee	\$ 3.58	Yes	New Per Head Fee 2018	08/12/2023
515	Underground fire protection - New			\$ 438.00		\$ 455.00		17.00	-	M.C. 9.04	COS-Fee	\$ 455.00	Yes		08/12/2023
516	Underground fire protection - Repair			\$ 338.00		\$ 348.00		10.00	-	M.C. 9.04	COS-Fee	\$ 348.00	Yes		08/12/2023
517	Fire Prevention - Inspection Special Fire Protection Equipment														
	Commercial Cooking Hood and Duct (per system)			\$ 238.00		\$ 240.00		2.00	-	M.C. 9.04	COS-Fee	\$ 240.00	Yes		08/12/2023
518	Pre-action fire sprinkler system, includes alarm system			\$ 288.00		\$ 294.00		6.00	-	M.C. 9.04	COS-Fee	\$ 294.00	Yes		08/12/2023
519	Special extinguishing system: dry chemical, CO2, foam liquid system, inert gas (Halon, Inergen, etc.)			\$ 238.00		\$ 240.00		2.00	-	M.C. 9.04	COS-Fee	\$ 240.00	Yes		08/12/2023
520	Spray Booth, Spraying area			\$ 438.00		\$ 455.00		17.00	-	M.C. 9.04	COS-Fee	\$ 455.00	Yes		08/12/2023

City of Newport Beach Schedule of Rents, Fines, and Fees (SRFF) - Detailed

Note: The Consumer Price Index (CPI) percentage by which applicable fees will increase effective 7/1/23 is reflected in the SRFF.
 Note: The fees include a rounded down amount consistent with policy.

SERVICE NAME	DESCRIPTION	Previous Charges		Current Charges				REFERENCE	TYPE	Full Cost/Market Value		CPI	Notes	Implementation Date
		Rounded down/ Fee @ Policy Level		Fee @ Policy Level		Variance From Previous Year				Total or Base Fee	Incremental - (if applicable)			
		Total or Base Fee	Incremental - (if applicable)	Total or Base Fee	Incremental - (if applicable)	Total or Base Fee	Incremental - (if applicable)							
Fire Prevention - Operational and Special Event Permits														
521	Candle Permit Program	57.00		\$ 63.00		6.00	-	M.C. 9.04	COS-Fee	\$ 63.00		Yes	Recovery increased to 100% 2022.	07/01/2023
522	Operational Permits Level 1 - New or Renewal - Annual	236.00		\$ 254.00		18.00	-	M.C. 9.04	COS-Fee	\$ 254.00		Yes	Recovery increased to 100% 2022.	07/01/2023
523	Operational Permits Level 2 - New or Renewal - Annual	445.00		\$ 476.00		31.00	-	M.C. 9.04	COS-Fee	\$ 476.00		Yes	Recovery increased to 100% 2022.	07/01/2023
524	Special Event Permits	193.00		\$ 204.00		11.00	-	M.C. 9.04	COS-Fee	\$ 204.00		Yes	Recovery increased to 100% 2022.	07/01/2023
525	Special Event Permits	225.00		\$ 235.00		10.00	-	M.C. 9.04	COS-Fee	\$ 235.00		Yes		07/01/2023
526	Special Event Permits	377.00		\$ 401.00		24.00	-	M.C. 9.04	COS-Fee	\$ 401.00		Yes		07/01/2023
527	Special Event Permits	985.00		\$ 1,054.00		69.00	-	M.C. 9.04	COS-Fee	\$ 1,054.00		Yes		07/01/2023
528	Temporary Change Of Use	228.00		\$ 235.00		7.00	-	M.C. 9.04	COS-Fee	\$ 235.00		Yes		07/01/2023
529	Weekend, Holiday, or Non Contiguous & After Hours Inspection Request	225.00		\$ 235.00		10.00	-	M.C. 9.04	COS-Fee	\$ 235.00		Yes		07/01/2023
Fire Prevention - Plan Review														
530	All Assembly (A), Factory (F) < or equal to 3000 square feet (also used for Business (B), Mercantile (M), and Storage (S) occupancies when required) 2016 CBC	545.00		\$ 618.00		73.00	-	M.C. 9.04	COS-Fee	\$ 618.00		Yes		08/12/2023
531	All Assembly (A), Factory (F) > 3,000 < or equal to 10,000 square feet aggregate (also used for Business (B), Mercantile (M), and Storage (S) occupancies when required)	713.00		\$ 815.00		102.00	-	M.C. 9.04	COS-Fee	\$ 815.00		Yes		08/12/2023
532	All Assembly (A), Factory (F)>10,000 s.f. aggregate (also used for Business (B), Mercantile (M), and Storage (S) occupancies when required)	900.00		\$ 1,024.00		124.00	-	M.C. 9.04	COS-Fee	\$ 1,024.00		Yes		08/12/2023
533	Daycare Educational (E) or Institutional Daycare (I-4)	443.00		\$ 499.00		56.00	-	M.C. 9.04	COS-Fee	\$ 499.00		Yes	New Fixed Fee 2018	08/12/2023
534	Educational other than day care	545.00		\$ 618.00		73.00	-	M.C. 9.04	COS-Fee	\$ 618.00		Yes		08/12/2023
535	High-Hazard Groups H1, H2, H3, H4, or Laboratory (L) (Chemical Classification Technical Report Review fee also required)	1,537.00		\$ 1,724.00		187.00	-	M.C. 9.04	COS-Fee	\$ 1,724.00		Yes		08/12/2023
536	Hi-Rise: Structures that are 75 ft. or higher measured from lowest point of fire department access	3,561.00		\$ 4,094.00		533.00	-	M.C. 9.04	COS-Fee	\$ 4,094.00		Yes		08/12/2023
537	Misc. Plan Review including elevators, elevator lobbies, generators, canopies, awnings	228.00		\$ 235.00		7.00	-	M.C. 9.04	COS-Fee	\$ 235.00		Yes		08/12/2023
538	Residential R1 or R2: Hotels, motels, apartments, condominiums (Base Fee)	242.00		\$ 253.00		11.00	-	M.C. 9.04	COS-Fee	\$ 253.00		Yes	New Fixed Fee 2018	08/12/2023
539	Residential R1 or R2: Hotels, motels, apartments, condominiums (Per Unit, Per Building)		8.00	\$ 10.00			2.00	M.C. 9.04	COS-Fee	\$ 10.00		Yes	New Per Unit Fee 2018	08/12/2023
540	Residential R4: licensed residential care/assisted living facilities and similar uses serving >19 clients	910.00		\$ 1,020.00		110.00	-	M.C. 9.04	COS-Fee	\$ 1,020.00		Yes		08/12/2023
541	Residential R4: licensed residential care/assisted living facilities and similar uses serving 7-19 clients	1,537.00		\$ 1,724.00		187.00	-	M.C. 9.04	COS-Fee	\$ 1,724.00		Yes		08/12/2023
542	Commercial Battery: Plan Review	241.00		\$ 262.00		21.00	-	M.C. 9.04	COS-Fee	\$ 262.00		Yes		08/12/2023
543	Fire Lane Plan Review (Fire Master Plan)	228.00		\$ 235.00		7.00	-	M.C. 9.04	COS-Fee	\$ 235.00		Yes		08/12/2023
544	Fire Access Gates: Plan Review	190.00		\$ 203.00		13.00	-	M.C. 9.04	COS-Fee	\$ 203.00		Yes		08/12/2023
545	Tank Installation Or Removal: Plan Review Above or Below Ground (Per Tank)	342.00		\$ 381.00		39.00	-	M.C. 9.04	COS-Fee	\$ 381.00		Yes		08/12/2023
546	Emergency Responder Communication Coverage	427.00		\$ 477.00		50.00	-	M.C. 9.04	COS-Fee	\$ 477.00		Yes	New COS-Fee 2018	08/12/2023
Fire Prevention - Plan Review Fire Alarm Systems														
547	Fire alarm system: Base Fee	190.00		\$ 203.00		13.00	-	M.C. 9.04	COS-Fee	\$ 203.00		Yes	New Fixed Fee 2018	08/12/2023
548	Fire alarm system: Per Device		2.50	\$ 3.00		-	0.50	M.C. 9.04	COS-Fee	\$ 3.16		Yes	New Per Device Fee 2018	08/12/2023
Fire Prevention - Plan Review Fixed Fire Extinguishing Systems														
549	Commercial fire sprinkler system (NFPA 13): Base Fee	190.00		\$ 203.00		13.00	-	M.C. 9.04	COS-Fee	\$ 203.00		Yes	New Fixed Fee 2018	08/12/2023
550	Commercial fire sprinkler system (NFPA 13) : each add'l head		3.25	\$ 3.75		-	0.50	M.C. 9.04	COS-Fee	\$ 3.95		Yes	New Per Head Fee 2018	08/12/2023
551	Fire pump installation	443.00		\$ 499.00		56.00	-	M.C. 9.04	COS-Fee	\$ 499.00		Yes		08/12/2023
552	Fire sprinkler monitoring system, water flow & tamper switches	165.00		\$ 178.00		13.00	-	M.C. 9.04	COS-Fee	\$ 178.00		Yes		08/12/2023
553	Multi-family dwelling residential fire sprinkler system (NFPA 13R) (Base Fee)	190.00		\$ 203.00		13.00	-	M.C. 9.04	COS-Fee	\$ 203.00		Yes	New Fixed Fee 2018	08/12/2023
554	Multi-family dwelling residential fire sprinkler system (NFPA 13R) (per unit)		3.25	\$ 3.75		-	0.50	M.C. 9.04	COS-Fee	\$ 3.95		Yes	New Per Unit Fee 2018	08/12/2023
555	Standpipes : NFPA 14 Class I, II or III and includes all standpipes within a single building or boat dock	443.00		\$ 499.00		56.00	-	M.C. 9.04	COS-Fee	\$ 499.00		Yes		08/12/2023
556	Tenant Improvement (TI) NFPA 13 or 13R fire sprinkler system: base fee	140.00		\$ 144.00		4.00	-	M.C. 9.04	COS-Fee	\$ 144.00		Yes	New Fixed Fee 2018	08/12/2023
557	Tenant Improvement (TI) NFPA 13 or 13R fire sprinkler system: per head		2.50	\$ 2.75		-	0.25	M.C. 9.04	COS-Fee	\$ 2.96		Yes	New Per Head Fee 2018	08/12/2023
558	Underground fire protection - New	376.00		\$ 420.00		44.00	-	M.C. 9.04	COS-Fee	\$ 420.00		Yes		08/12/2023
559	Underground fire protection - Repair	190.00		\$ 203.00		12	13.00	M.C. 9.04	COS-Fee	\$ 203.00		Yes		08/12/2023

City of Newport Beach Schedule of Rents, Fines, and Fees (SRFF) - Detailed

Note: The Consumer Price Index (CPI) percentage by which applicable fees will increase effective 7/1/23 is reflected in the SRFF.
 Note: The fees include a rounded down amount consistent with policy.

SERVICE NAME	DESCRIPTION	Previous Charges		Current Charges				REFERENCE	TYPE	Full Cost/Market Value		CPI	Notes	Implementation Date
		Rounded down/ Fee @ Policy Level		Fee @ Policy Level		Variance From Previous Year				Total or Base Fee	Incremental - (if applicable)			
		Total or Base Fee	Incremental - (if applicable)	Total or Base Fee	Incremental - (if applicable)	Total or Base Fee	Incremental - (if applicable)			Total or Base Fee	Incremental - (if applicable)			
Fire Prevention - Plan Review Special Fire Protection Equipment														
560	Commercial Cooking Hood and Duct (per system)	140.00		\$ 144.00		4.00	-	M.C. 9.04	COS-Fee	\$ 144.00		Yes		08/12/2023
561	Pre-action fire sprinkler system, includes alarm system	545.00		\$ 618.00		73.00	-	M.C. 9.04	COS-Fee	\$ 618.00		Yes		08/12/2023
562	Special extinguishing system: dry chemical, CO2, foam liquid system, inert gas (Halon, Inergen, etc.)	292.00		\$ 321.00		29.00	-	M.C. 9.04	COS-Fee	\$ 321.00		Yes		08/12/2023
563	Spray Booth, Spraying area	545.00		\$ 618.00		73.00	-	M.C. 9.04	COS-Fee	\$ 618.00		Yes		08/12/2023
Fire Prevention - Staff														
564	Life Safety Specialist II	199.00		\$ 235.00		36.00	-	M.C. 3.36.030	COS-Fee	\$ 235.00		Yes		07/01/2023
565	Life Safety Specialist III	202.00		\$ 235.00		33.00	-	M.C. 3.36.030	COS-Fee	\$ 235.00		Yes	New to SRFF 2018	07/01/2023
Fire Prevention - State Mandated Inspections														
566	Care Facilities	226.00		\$ 240.00		14.00	-	M.C. 9.04	COS-Fee	\$ 240.00		Yes	Recovery increased to 100% 2022	07/01/2023
567	Care Facilities	442.00		\$ 473.00		31.00	-	M.C. 9.04	COS-Fee	\$ 473.00		Yes	Recovery increased to 100% 2022	07/01/2023
568	Commercial Day Care Facilities	260.00		\$ 276.00		16.00	-	M.C. 9.04	COS-Fee	\$ 276.00		Yes	Recovery increased to 100% 2022	07/01/2023
569	High Rise Buildings	1,302.00		\$ 1,333.00		31.00	-	M.C. 9.04	COS-Fee	\$ 1,333.00		Yes		07/01/2023
570	Hospitals	8,316.00		\$ 8,952.00		636.00	-	M.C. 9.04	COS-Fee	\$ 8,952.00		Yes		07/01/2023
571	Hotels/Motels	260.00		\$ 276.00		16.00	-	M.C. 9.04	COS-Fee	\$ 276.00		Yes	Recovery increased to 100% 2022	07/01/2023
572	Hotels/Motels	442.00		\$ 473.00		31.00	-	M.C. 9.04	COS-Fee	\$ 473.00		Yes	Recovery increased to 100% 2022	07/01/2023
573	Residential Care Facility Pre-License Inspection	312.00		\$ 323.00		11.00	-	CA H&S §13235	COS-Fee	\$ 323.00		Yes	Recovery increased to 100% 2022	07/01/2023
574	State Fire Clearance	111.00		\$ 115.00		4.00	-	M.C. 9.04	COS-Fee	\$ 115.00		Yes	Recovery increased to 100% 2022	07/01/2023
575	Surgery Centers	476.00		\$ 509.00		33.00	-	M.C. 9.04	COS-Fee	\$ 509.00		Yes		07/01/2023
Junior Lifeguards Program														
576	Junior Guard	856.00		\$ 856.00		-	-	M.C. 3.36.030	COS-Fee			No	Subsidy Removed 2021, no CPI increase	07/01/2023
577	Junior Guard - Administrative Fee	113.00		\$ 118.00		5.00	-	M.C. 3.36.030	COS-Fee	\$ 118.18		Yes		07/01/2023
Lifeguard Operations														
578	Lifeguard Officer	139.00		\$ 144.00		5.00	-	M.C. 3.36.030	COS-Fee	\$ 144.40		Yes		07/01/2023
579	Lifeguard Captain	204.00		\$ 212.00		8.00	-	M.C. 3.36.030	COS-Fee	\$ 212.49		Yes		07/01/2023
580	Lifeguard Battalion Chief	235.00		\$ 243.00		8.00	-	M.C. 3.36.030	COS-Fee	\$ 243.92		Yes		07/01/2023
581	Lifeguard I	65.00		\$ 68.00		3.00	-	M.C. 3.36.030	COS-Fee	\$ 68.28		Yes		07/01/2023
582	Lifeguard II / III	76.00		\$ 79.00		3.00	-	M.C. 3.36.030	COS-Fee	\$ 79.05		Yes		07/01/2023
583	Rescue Boat (two persons)	266.00		\$ 276.00		10.00	-	M.C. 3.36.030	COS-Fee	\$ 276.58		Yes		07/01/2023
HARBOR DEPARTMENT														
Fees with "Yes" under CPI column increased by CPI, unless noted otherwise														
584	Appeals - NBMC Chapter 17.65 (Appellant Successful)	-		\$ -		-	-	M.C. 17.65	COS-Fee	\$ 1,796.43		No	0% Recovery per M.C. 3.36.030 Exhibit A (cross reference fee 248)	07/01/2022
585	Appeals - NBMC Chapter 17.65 (Appellant Unsuccessful)	1,250.00		\$ 1,250.00		-	-	M.C. 17.65	COS-Fee	\$ 1,796.43		No	\$1,250 Recovery per M.C. 3.36.030 Exhibit A (cross reference fee 249)	07/01/2022
586	Appeals - NBMC Chapter 17.65 (Appellant Successful)	-		\$ -		-	-	M.C. 17.65	COS-Fee	\$ 1,550.89		No	0% Recovery per M.C. 3.36.030 Exhibit A (cross reference fee 250)	07/01/2022
587	Appeals - NBMC Chapter 17.65 (Appellant Unsuccessful)	940.00		\$ 940.00		-	-	M.C. 17.65	COS-Fee	\$ 1,550.89		No	\$940 Recovery per M.C. 3.36.030 Exhibit A (cross reference fee 251)	07/01/2022
588	Dinghy Rack Rental Application Fee	19.00		\$ 20.00		1.00	-	M.C. 3.36.030	COS-Fee	\$ 20.40		Yes		07/01/2022
589	Environmental Response	74.00		\$ 77.00		3.00	-	M.C. 3.36.030	COS-Fee Pass Thru	\$ 77.55		Yes	New Fee 2021 - Proposed charge plus pass through contract costs and/or materials	07/01/2022
590	Harbor Special Events - Complex	500.00		\$ 519.00		19.00	-	M.C. 3.36.030	COS-Fee	\$ 519.42		Yes	New Fee 2021	07/01/2022
591	Harbor Special Events - Simple (Raft Up, Boat Race, etc.)	97.00		\$ 101.00		4.00	-	M.C. 3.36.030	COS-Fee	\$ 101.10		Yes		07/01/2022
592	Impound Fee - Initial	106.00		\$ 110.00		4.00	-	M.C. 3.36.030	COS-Fee	\$ 110.35		Yes		07/01/2022
593	Impound Fee - Loose or Lost and Found Boats/Vessels	54.00		\$ 56.00		2.00	-	M.C. 3.36.030	COS-Fee	\$ 56.05		Yes	Free first 5 days then charged per day	07/01/2022
594	Key Card Replacement	13.00		\$ 13.00		-	-	M.C. 3.36.030	COS-Fee	\$ 13.60		Yes		07/01/2022
595	Large Boat Escort	104.00		\$ 107.00		3.00	-	M.C. 3.36.030	COS-Fee	\$ 107.94		Yes	New Fee 2021	07/01/2022
596	Large Boat Permit (≥80 Lineal Feet)	75.00		\$ 78.00		3.00	-	M.C. 3.36.030	COS-Fee	\$ 78.05		Yes		07/01/2022
597	Large Boat Permit (≥80 Lineal Feet), Requiring Interagency Coordination	751.00		\$ 779.00		28.00	-	M.C. 3.36.030	COS-Fee	\$ 779.14		Yes	New Fee 2021	07/01/2022
598	Live Aboard Permit	381.00		\$ 395.00		14.00	-	M.C. 3.36.030	COS-Fee	\$ 395.12		Yes		07/01/2022
599	Lost/Broken Line	62.00		\$ 64.00		2.00	-	M.C. 3.36.030	COS-Fee	\$ 64.37		Yes		07/01/2022

City of Newport Beach Schedule of Rents, Fines, and Fees (SRFF) - Detailed

Note: The Consumer Price Index (CPI) percentage by which applicable fees will increase effective 7/1/23 is reflected in the SRFF.
 Note: The fees include a rounded down amount consistent with policy.

	SERVICE NAME	DESCRIPTION	Previous Charges		Current Charges				REFERENCE	TYPE	Full Cost/Market Value		CPI	Notes	Implementation Date
			Rounded down/ Fee @ Policy Level		Fee @ Policy Level		Variance From Previous Year				Total or Base Fee	Incremental - (if applicable)			
			Total or Base Fee	Incremental - (if applicable)	Total or Base Fee	Incremental - (if applicable)	Total or Base Fee	Incremental - (if applicable)			Total or Base Fee	Incremental - (if applicable)			
600	Marina Park Cancellation Fee	Fee charged if reservation is cancelled	13.00		\$ 13.00		-	-	M.C. 3.36.030	COS-Fee	\$ 13.60		Yes	Cancel 72 hours or more charged the Cancellation Fee, less than 72 hours forfeit deposit	07/01/2022
601	Marina Park Deposit	Fee to reserve a slip at Marina park - deposit charged against stay	50.00		\$ 50.00		-	-	Resolution	Deposit			No	Charged against stay, forfeited if canceled with less than 72 hours notice	07/01/2022
602	Marina Park - Flat Rate for Electricity	Actual cost							M.C. 3.36.030	COS-Fee Pass Thru	\$ 13.94	\$ 0.13	Yes		07/01/2022
603	Marine Activities Permit - initial	Service Provider	373.00		\$ 386.00		13.00	-	M.C. 3.36.030	COS-Fee	\$ 386.91		Yes		07/01/2022
604	Marine Activities Permit - initial	Charters, Boat Rentals, Human-Powered Rentals annual - Charters, Boat Rentals, Human-Powered Rentals	1,160.00		\$ 1,203.00		43.00	-	M.C. 3.36.030	COS-Fee	\$ 1,203.13		Yes		07/01/2022
605	Marine Activities Permit - renewal	annual - Service Providers	448.00		\$ 465.00		17.00	-	M.C. 3.36.030	COS-Fee	\$ 465.17		Yes		07/01/2022
606	Marine Activities Permit - renewal	annual - Service Providers	84.00		\$ 87.00		3.00	-	M.C. 3.36.030	COS-Fee	\$ 87.73		Yes	New 2022 Fee	07/01/2022
607	Mooring Extension Permit	Cost to evaluate the possibility of extending a mooring length	514.00		\$ 533.00		19.00	-	M.C. 3.36.030	COS-Fee	\$ 533.03		Yes		07/01/2022
608	Multiple Vessel Mooring System Application Fee	Cost of staff to put in place appropriate sea lion deterrent and remove when owner complies	514.00		\$ 533.00		19.00	-	M.C. 3.36.030	COS-Fee	\$ 533.03		Yes	New Fee 2021	07/01/2022
609	Temporary Sea Lion Deterrent		143.00		\$ 148.00		5.00	-	M.C. 3.36.030	COS-Fee	\$ 148.98		Yes		07/01/2022
610	Towing Fee (Boats over 14')	Contract pass through	100% Contractor Cost		\$27 plus 100% Contractor Cost		1.00	-	M.C. 3.36.030	COS-Fee Pass Thru	\$ 27.21		Yes		07/01/2022
611	Towing Fee (Boats under 14')	City staff	71.00		\$ 74.00		3.00	-	M.C. 3.36.030	COS-Fee	\$ 74.50		Yes		07/01/2022
612	Wait List for Balboa Yacht Basin Slips and Garages		33.00		\$ 34.00		1.00	-	M.C. 3.36.030	COS-Fee	\$ 34.91		Yes		07/01/2022
613	Wait List for Balboa Yacht Basin/Marina Park Dinghy Racks		26.00		\$ 27.00		1.00	-	M.C. 3.36.030	COS-Fee	\$ 27.21		Yes		07/01/2022
614	Wait List for Live Aboard		26.00		\$ 27.00		1.00	-	M.C. 17.40.110 (b)	COS-Fee	\$ 27.21		Yes		07/01/2022
615	Dinghy Rack Rental - Marina Park/Balboa Yacht Basin	Rental rate for rack space at Marina Park and BYB	\$37 per Month		\$38 per Month		1.00	-	Resolution	Rental	\$ 38.80		Yes		07/01/2022
616	Dinghy Storage	Based on Onshore Guest Mooring	Lineal Foot (LF)/night		\$0.69 per Lineal Foot (LF)/night		0.02	-	Resolution	Rental	\$ 0.69		Yes		07/01/2022
617	Guest Moorings - Offshore (Year-Round)	Rental rate to spend the night on an offshore guest mooring	Lineal Foot (LF)/night		\$1.39 per Lineal Foot (LF)/night		0.05	-	Resolution	Rental	\$ 1.39		Yes		07/01/2022
618	Guest Moorings - Onshore (Year-Round)	Based on fair market rate analysis	Lineal Foot (LF)/night		\$0.69 per Lineal Foot (LF)/night		0.02	-	Resolution	Rental	\$ 0.69		Yes		07/01/2022
619	Impound Fee - Nightly Storage Fee	Nightly fee to hold an impounded boat. The City cannot rent this space to a paying customer.	Mooring Rental Rates		Same charge as Guest Mooring Rental Rates		-	-	Resolution	Rental	see notes		Yes		07/01/2022
620	Large Vessel (80+ LF) Offshore Guest Mooring	Cost of renting a large vessel. There is additional time involved in finding the proper location.	Lineal Foot (LF)/night		\$1.72 per Lineal Foot (LF)/night		0.06	-	Resolution	Rental	\$ 1.72		Yes		07/01/2022
621	Large Vessel Guest Anchorage Rate - Non City Tackle - no boat	Cost of keeping the tackle in the water if a vessel is not tied up.	Lineal Foot (LF)/night		\$0.52 per Lineal Foot (LF)/night		0.02	-	Resolution	Rental	\$ 0.52		Yes		07/01/2022
622	Marina Park Boat Slips (40' Slip)	Based on fair market rate analysis	\$85 per Night		\$88 per Night		3.16	-	Resolution	Rental	\$ 88.69		Yes		07/01/2022
623	Marina Park Boat Slips (55' Slip)	Based on fair market rate analysis	\$117 per Night		\$121 per Night		4.00	-	Resolution	Rental	\$ 121.95		Yes		07/01/2022
624	Marina Park Boat Slips (Overhang Charge)	Based on fair market rate analysis	\$2.14 per Foot/night		\$2.22 per Foot/night		0.08	-	Resolution	Rental	\$ 2.22		Yes		07/01/2022
625	Moorings - Offshore	per linear foot, per year	38.61		\$ 39.38		0.77	-	Resolutions 2016-17	Rental	See Resolution		See	CPI adjustments occur separately	01/01/2021
626	Moorings - Onshore	per linear foot, per year	19.29		\$ 19.68		0.39	-	Resolution 2016-17	Rental	See Resolution		See	CPI adjustments occur separately	01/01/2021
627	Multi-hull Vessel - 2 hulls	Based on fair market rate analysis	Lineal Foot (LF)/night		\$1.66 per Lineal Foot (LF)/night		0.06	-	Resolution	Rental	\$ 1.66		Yes		07/01/2022
628	Multi-hull Vessel - 3 hulls	Based on fair market rate analysis	Lineal Foot (LF)/night		\$1.94 per Lineal Foot (LF)/night		0.07	-	Resolution	Rental	\$ 1.94		Yes		07/01/2022
LIBRARY DEPARTMENT		Fees were reviewed in detail and adjustments made based on study results and not CPI adjustments, via Resolution 2022-23 adopted 4/12/22, Rentals with "Yes" under CPI column increased by CPI													
Facility Use		Insurance, Deposits And Set-up Fees May Be Required, Availability May Be Limited, Other Restrictions May Apply													
Cancellation Charge															
629	Library Cancellation Charge	All Programs and Facilities	56.00		\$ 58.00		2.00	-	Council Policy I-7	COS-Fee	\$ 58.17		Yes		07/01/2022
Deposits															
630	Central Library Community Room	Refundable, Use Of Public Address System	100.00		\$ 100.00		-	-	Council Policy I-7	Deposit	\$ 100.00		No		07/26/2016
631	Refundable Cleaning Deposit	Refundable Cleaning Deposit	96.00		\$ 96.00		-	-	M.C. 3.36.030	Pass Thru	\$ 96.00		No		07/26/2016
Meeting Rooms															
632	Central Library Community Room	Non-Profit Resident Rate, Fee Per Hour 2 Hour Minimum	50.00		\$ 50.00		-	-	Council Policy I-7	Rental	\$ 50.00		No		07/26/2016
633	Central Library Community Room	Non-Profit Nonresident Rate, Fee Per Hour 2 Hour Minimum	95.00		\$ 95.00		-	-	Council Policy I-7	Rental	\$ 95.00		No		07/26/2016
634	Central Library Community Room	Private Resident Rate, Fee Per Hour 2 Hour Minimum	80.00		\$ 80.00		-	-	Council Policy I-7	Rental	\$ 80.00		No		07/26/2016
635	Central Library Community Room	Private Nonresident Rate, Fee Per Hour 2 Hour Minimum	160.00		\$ 160.00		-	-	Council Policy I-7	Rental	\$ 160.00		No		07/26/2016
Setup And Cleanup Fees															
636	Central Library Community Room	Setup and Cleanup	129.00		\$ 134.00		5.00	-	M.C. 3.36.030	COS-Fee	\$ 134.23		Yes		07/01/2022
Fines for Overdue Materials															
637	DVDs (non-rental)	Fine for Overdue Material	\$0.25/day to Max \$20		\$0.25/day to Max \$20		14	-	Section 708 City Charter	Fine			No		07/26/2016

City of Newport Beach Schedule of Rents, Fines, and Fees (SRFF) - Detailed

Note: The Consumer Price Index (CPI) percentage by which applicable fees will increase effective 7/1/23 is reflected in the SRFF.
Note: The fees include a rounded down amount consistent with policy.

	SERVICE NAME	DESCRIPTION	Previous Charges		Current Charges				Full Cost/Market Value		CPI	Notes	Implementation Date		
			Rounded down/ Fee @ Policy Level		Fee @ Policy Level		Variance From Previous Year		Total or Base Fee	Incremental - (if applicable)					
			Total or Base Fee	Incremental - (if applicable)	Total or Base Fee	Incremental - (if applicable)	Total or Base Fee	Incremental - (if applicable)						REFERENCE	TYPE
638	General Materials, New Books, CDs	Fine for Overdue Material	\$0.25/day to Max \$10		\$0.25/day to Max \$10			-	-	Section 708 City Charter	Fine		No		07/26/2016
639	Laptop	Fine for Overdue Material	\$5/hour to Max \$1,200		\$5/hour to Max \$1,200			-	-	Section 708 City Charter	Fine		No		07/26/2016
640	Paperbacks, Periodicals	Fine for Overdue Material	\$0.25/day to Max \$5		\$0.25/day to Max \$5			-	-	Section 708 City Charter	Fine		No		07/26/2016
641	Tech Toys	Fine for Overdue Material	\$5/day to Max \$400		\$5/day to Max \$400			-	-	Section 708 City Charter	Fine		No		07/26/2016
642	Video Games	Fine for Overdue Material	\$1/day to Max \$20		\$1/day to Max \$20			-	-	Section 708 City Charter	Fine		No		07/26/2016
Library Services															
643	Black and White Copies (Self-Service Copier)	per copy	0.15	\$	0.15			-	-	M.C. 3.36.030	Pass Thru	\$ 0.41	No		07/01/2022
644	Color Copies (Self-Service Copier)	per copy	0.45	\$	0.45			-	-	M.C. 3.36.030	Pass Thru	\$ 0.50	No		07/01/2022
645	Black and White Copies (from Printer)	per copy	0.15	\$	0.15			-	-	M.C. 3.36.030	Pass Thru	\$ 0.68	No	New 2022 Fee	07/01/2022
646	Color Copiers (from Printer)	per copy	0.45	\$	0.45			-	-	M.C. 3.36.030	Pass Thru	\$ 0.77	No	New 2022 Fee	07/01/2022
647	Inter Library Loan	Per Unit	5.00	\$	5.00			-	-	M.C. 3.36.030	COS-Fee	\$ 70.43	No	\$5 Recovery per M.C. 3.36.030 Exhibit A	07/01/2022
648	Materials Use	Video/Book Per Unit	1.00	\$	1.00			-	-	M.C. 3.36.030	COS-Fee	\$ 5.82	No	\$1 Recovery per M.C. 3.36.030 Exhibit A	07/01/2022
649	Test Proctoring	Fixed fee	24.00	\$	25.00			1.00	-	Resolution	COS-Fee	\$ 25.89	Yes	New 2022 Fee	07/01/2022
Passport Services															
650	Passport Execution Fee	Authorized by the U.S. Department of State, Bureau of Consular Affairs, Passport Services. Maximum permitted by Gov't Code.	35.00		\$35.00			-	-	22 US Code 214	Statute	\$ 74.65	Yes	Refer to City of Newport Beach website - Passport Services. \$35 Recovery per 22 US Code 214	07/01/2022
651	Passport Photo Fee	Fixed fee	25.00	\$	26.00			1.00	-	M.C. 3.36.030	COS-Fee	\$ 26.10	Yes		07/01/2022
Processing Charges for Replacement Items															
652	General Materials, DVDs, Video Games	Processing charge for replacement	10.00	\$	10.00			-	-	Section 708 City Charter	Fine		No		09/08/2016
653	Paperbacks (mass market)/Periodicals	Processing charge for replacement	3.00	\$	3.00			-	-	Section 708 City Charter	Fine		No		09/08/2016
654	Tech Toys	Processing charge for replacement	20.00	\$	20.00			-	-	Section 708 City Charter	Fine		No	Fine that was established by the Board of Library Trustees to correspond to the tech toys collection. Actual replacement cost of the item. When materials are replaced, fines paid are applied to replacement and processing charge.	02/16/2016
Replacement Cost of Materials															
655	CDs	Replacement Cost of Materials	20.00	\$	20.00			-	-	Section 708 City Charter	Pass Thru		No		09/08/2016
656	Compact Disc Cases	Replacement, per case	1.00	\$	1.00			-	-	Section 708 City Charter	Pass Thru		No		09/08/2016
657	Damage to Barcode or RFID tag on Library Materials		1.00	\$	1.00			-	-	Section 708 City Charter	Pass Thru		No		09/08/2016
658	DVD/BOCD Cases	Replacement, per case	4.00	\$	4.00			-	-	Section 708 City Charter	Pass Thru		No		09/08/2016
659	DVDs	Replacement Cost of Materials	25.00	\$	25.00			-	-	Section 708 City Charter	Pass Thru		No		09/08/2016
660	General Materials	Replacement Cost of Materials	20.00	\$	20.00			-	-	Section 708 City Charter	Pass Thru		No		09/08/2016
661	Tech Toys	Replacement Cost of Materials	400.00	\$	400.00			-	-	Section 708 City Charter	Pass Thru		No		09/08/2016
662	Laptops and/or peripherals	Replacement Cost of Materials	1,200.00	\$	1,200.00			-	-	Section 708 City Charter	Pass Thru		No		09/08/2016
663	Paperbacks, Periodicals	Replacement Cost of Materials	5.00	\$	5.00			-	-	Section 708 City Charter	Pass Thru		No		09/08/2016
664	Video Games	Replacement Cost of Materials	50.00	\$	50.00			-	-	Section 708 City Charter	Pass Thru		No		09/08/2016
POLICE															
Administration															
665	Civil Subpoena	Per day, All other staff except sworn officers or firefighters	275.00	\$	275.00			-	-	Govt. Code 68096.1	Statute	\$ 275.00	No	Amended effective 1/1/15	07/26/2016
666	Civil Subpoena	Per day, Sworn Officers and Firefighters	275.00	\$	275.00			-	-	Govt. Code 68097.2B AB2612	Statute	\$ 275.00	No		07/26/2016
667	Concealed Weapon Permit Renewal	100% of State Established Fee	25.00	\$	25.00			-	-	P.C. 26190	Statute	\$ 356.52	Yes	100% of State Established Fee - Currently \$25 and any additional pass thru costs required	07/01/2022
668	Concealed Weapons Permit Initial	100% of State Established Fee	363.00	\$	374.00			11.00	-	P.C. 26190	Statute	\$ 373.89	Yes	100% of State Established Fee - Currently cost of service and any additional pass thru costs required	07/01/2022
669	Disturbance Advisory Card / Response		132.00	\$	143.00			11.00	-	M.C. 3.36.030	COS-Fee	\$ 142.50	Yes		07/01/2023
Animal Control															
670	Adoption Fee - Cats - All Other		90.00	\$	90.00			-	-	M.C. 3.36.030	COS-Fee	\$ 212.74	Yes	\$90 Recovery per M.C. 3.36.030 Exhibit A	07/27/2023
671	Adoption Fee - Senior Cats - Animal Over 8 Years		90.00	\$	70.00			(20.00)	-	M.C. 3.36.030	COS-Fee	\$ -	Yes		07/27/2023
672	Adoption Fee - Dogs - All Other		150.00	\$	150.00			-	-	M.C. 3.36.030	COS-Fee	\$ 279.92	Yes	\$150 Recovery per M.C. 3.36.030 Exhibit A	07/27/2023
673	Adoption Fee - Senior Dogs - Animal Over 8 Years		150.00	\$	70.00			(80.00)	-	M.C. 3.36.030	COS-Fee	\$ 83.97	Yes	\$45 Recovery per M.C. 3.36.030 Exhibit A	07/27/2023
674	Adoption Fee - Kittens		110.00	\$	110.00			-	-	M.C. 3.36.030	COS-Fee	\$ 246.34	Yes	\$110 Recovery per M.C. 3.36.030 Exhibit A	07/01/2023
675	Adoption Fee - Puppies		225.00	\$	225.00			-	-	M.C. 3.36.030	COS-Fee	\$ 290.73	Yes	\$225 Recovery per M.C. 3.36.030 Exhibit A	07/01/2023
676	Adoption Fee - Small Animal		45.00	\$	45.00			-	-	M.C. 3.36.030	COS-Fee	\$ 83.97	Yes	\$45 Recovery per M.C. 3.36.030 Exhibit A	07/01/2023
677	Boarding Fee	Animal per day	25.00	\$	25.00			-	-	M.C. 3.36.030	COS-Fee	\$ 46.06	Yes	\$25 Recovery per M.C. 3.36.030 Exhibit A	07/01/2023
678	Boarding Fee	Small Animals per day	10.00	\$	10.00			-	-	M.C. 3.36.030	COS-Fee	\$ 28.49	Yes	\$10 Recovery per M.C. 3.36.030 Exhibit A	07/01/2023
679	Impound Fee	Dog, Cats, Other Similar Size Animals, Small Animals	55.00	\$	62.00			7.00	-	M.C. 7.16.050	COS-Fee	\$ 146.31	Yes	Partial cost Recovery per M.C. 3.36.030 Exhibit A	07/27/2023
680	Impound Release Non-Alter Fee: 1st Impound	100% of State Established Fee	35.00	\$	35.00			-	-	CA Food and Agriculture Section 30804.7	Statute		No	100% State Established Fee - Currently \$35	07/01/2020
681	Impound Release Non-Alter Fee: 2nd Impound	100% of State Established Fee	50.00	\$	50.00			-	-	CA Food and Agriculture Section 30804.7	Statute		No	100% State Established Fee - Currently \$50	07/01/2020
682	Impound Release Non-Alter Fee: 3rd (or more) Impound	100% of State Established Fee	100.00	\$	100.00			-	-	CA Food and Agriculture Section 30804.7	Statute		No	100% State Established Fee - Currently \$100	07/01/2020
683	Kennel License	10-29 animals	211.00	\$	217.00			6.00	-	M.C. 7.35.030	COS-Fee	\$ 217.00	Yes		07/01/2023
684	Kennel License	30-59 animals	253.00	\$	279.00			26.00	-	M.C. 7.35.030	COS-Fee	\$ 279.00	Yes		07/01/2023
685	Misc. Animal Inspection Services	Pot Bellied Pig	141.00	\$	155.00			14.00	-	M.C. 7.08.040	COS-Fee	\$ 155.00	Yes		07/01/2023
686	Misc. Animal Inspection Services	Wild Animal Permits	141.00	\$	155.00			14.00	-	M.C. 7.08.040	COS-Fee	\$ 155.00	Yes		07/01/2023
687	Misc. Animal Inspection Services	Court Ordered Inspection		\$	155.00			155.00	-	M.C. 7.08.040	COS-Fee	\$ 155.00	Yes		07/01/2023
688	Owner Turn-in Fee - Altered Animal		100.00	\$	100.00			-	-	M.C. 3.36.030	COS-Fee	\$ 260.47	Yes	\$100 Recovery per M.C. 3.36.030 Exhibit A	07/27/2023
689	Owner Turn-in Fee - Unaltered Animal		100.00	\$	200.00			100.00	-	M.C. 3.36.030	COS-Fee		Yes		07/27/2023
690	Declared Dangerous Animal Fee	(In addition to base animal license fee)		\$	248.00			248.00	-		COS-Fee	\$ 248.00	Yes		07/01/2023
691	Animal License Late Charge		2.50	\$	5.00			2.50	-		COS-Fee		No		07/01/2023
Detective															
692	Massage Permit	Operator	391.00	\$	412.00			21.00	-	M.C. 5.50.020	COS-Fee	\$ 412.00	Yes		07/01/2023
693	Second Hand Dealer	Permit	326.00	\$	341.00			15.00	-	M.C. 5.20.060	COS-Fee	\$ 341.00	Yes	Relocated from Finance to PD, studied 2016	07/01/2023
694	Second Hand Dealer	Renewal + DOJ Fingerprint processing	307.00	\$	312.00			5.00	-	M.C. 5.20.060	COS-Fee	\$ 312.00	Yes	Relocated from Finance to PD, studied 2016	07/01/2023

City of Newport Beach Schedule of Rents, Fines, and Fees (SRFF) - Detailed

Note: The Consumer Price Index (CPI) percentage by which applicable fees will increase effective 7/1/23 is reflected in the SRFF.
 Note: The fees include a rounded down amount consistent with policy.

SERVICE NAME	DESCRIPTION	Previous Charges		Current Charges				REFERENCE	TYPE	Full Cost/Market Value		CPI	Notes	Implementation Date
		Rounded down/ Fee @ Policy Level		Fee @ Policy Level		Variance From Previous Year				Total or Base Fee	Incremental - (if applicable)			
		Total or Base Fee	Incremental - (if applicable)	Total or Base Fee	Incremental - (if applicable)	Total or Base Fee	Incremental - (if applicable)			Total or Base Fee	Incremental - (if applicable)			
695	Second Hand/ Pawn Dealer Tag Check	-		\$ -		-		M.C. 3.36.030 California Government Code 21628	COS-Fee	\$ 10.05		No	0% Recovery per M.C. 3.36.030 Exhibit A	07/01/2023
696	Patrol													
696	Emergency Response Billing	Govt. Code 53150		see notes		-		Gov. Code 53150	COS-Fee	varies		Yes	100% Fully Loaded Hourly Rate	07/01/2023
697	Motorized Scooter Penalty	200.00		\$ 200.00		-		M.C. 12.54.070	Penalty			No		11/12/2020
698	Support Services													
698	Alarm Application	Monitored or Unmonitored		58.00	\$ 60.00	2.00	-	M.C. 5.49.030	COS-Fee	\$ 60.00		Yes		07/01/2023
699	Alarm-Monitor Fee	Annual		208.00	\$ 214.00	6.00	-	M.C. 5.48.080	COS-Fee	\$ 214.00		Yes		07/01/2023
700	Annual Renewal Fee	Commercial Alarm Permit		35.00	\$ 36.00	1.00	-	M.C.5.49.045	COS-Fee	\$ 36.00		Yes		07/01/2023
701	Arrest Reports			3.25	\$ 3.25	-	-	P.R. Act	COS-Fee	\$ 3.25		Yes		07/01/2023
702	Audio Cassette - Dispatch			96.00	\$ 99.00	3.00	-	M.C. 3.36.030	COS-Fee	\$ 99.00		Yes		07/01/2023
703	Audio Cassette - Evidence			82.00	\$ 85.00	3.00	-	M.C. 3.36.030	COS-Fee	\$ 85.00		Yes		07/01/2023
704	Bike Licenses			1.00	No Charge	-	-	M.C. 12.56.025	COS-Fee	\$ 6.80		Yes	0% Recovery per M.C. 3.36.030 Exhibit A	07/27/2023
705	Citation Sign Off Fee	Per Sign Off		6.00	\$ 10.00	4.00	-	M.C. 3.36.030	COS-Fee	\$ 28.17		Yes		07/27/2023
706	Clearance Letters			6.00	\$ 6.00	-	-	P.R. Act	COS-Fee	\$ 6.80		Yes		07/01/2023
707	Crime Reports			3.25	\$ 3.25	-	-	P.R. Act	COS-Fee	\$ 3.39		Yes		07/01/2023
708	Domestic Violence Reports			-	\$ -	-	-	P.R. Act Family Code 6228	COS-Fee	\$ 5.74		No	0% Recovery Mandated by State	07/01/2023
709	False Alarm - Billable													
710	a) First and Second Response			No Charge	No Charge	-	-	M.C. 5.49.070 (A)1	Punitive			No	Within a 12 month period	07/01/2016
711	b) Third Response			50.00	\$ 50.00	-	-	M.C. 5.49.070 (A)1	Punitive			No	Within a 12 month period	07/01/2016
712	c) Fourth Response			100.00	\$ 100.00	-	-	M.C. 5.49.070 (A)1	Punitive			No	Within a 12 month period	07/01/2016
713	d) Fifth Response			125.00	\$ 125.00	-	-	M.C. 5.49.070 (A)1	Punitive			No	Within a 12 month period	07/01/2016
714	e) Each Additional Response			Prior Violation + \$25	Prior Violation + \$25	-	-	M.C. 5.49.070 (A)1	Punitive			No	Within a 12 month period	07/01/2016
715	Finger Printing			19.00	\$ 25.00	6.00	-	M.C. 3.36.030	COS-Fee	\$ 42.25		Yes	Additional DOJ fee may apply	07/27/2023
716	Tow Fee / Vehicle Release Fee													
716	a) Tow Operator Fee	each		55.00	\$ 55.00				COS-Fee	\$185 total cost		No		07/01/2023
717	b) Customer Fee	each		97.00	\$ 110.00	13.00			COS-Fee	\$185 total cost		Yes		07/01/2023
718	c) Vehicle Release Fee	each		19.00	\$ 20.00	1.00			COS-Fee	\$185 total cost		Yes		07/01/2023
719	Missing Persons Report			3.25	\$ 3.25	-	-	P.R. Act	COS-Fee	\$ 3.39		Yes		07/01/2023
720	Monitoring Decal	Package of Ten Decals		6.00	\$ 6.00	-	-	M.C.5.48.085	COS-Fee	\$ 6.80		Yes		07/01/2023
721	Monitoring Sign	Telephonic Alarm System		10.00	\$ 10.00	-	-	M.C.5.48.085	COS-Fee	\$ 10.87		Yes		07/01/2023
722	Photographs - Digital (on CD only)			38.00	\$ 42.00	4.00	-	M.C. 3.36.030	COS-Fee	\$ 42.25		Yes		07/01/2023
723	Registrant - narcotics			-	\$ -	-	-	Health & Safety Code 11590-11595	COS-Fee	\$ 169.00		No	0% Recovery per M.C. 3.36.030 Exhibit A	07/01/2023
724	Registrant - sex			-	\$ -	-	-	Penal Code Section 290.012(d)	Statute	\$ 169.00		No	0% Recovery-Mandated by State	07/27/2023
725	Solicitor application - per name			23.00	\$ 42.00	19.00	-	M.C. 5.42.050	COS-Fee	\$ 42.25		Yes		07/01/2023
726	Subpoena Duces Tecum	Statute		see notes	\$ 6.00	-	-	California Evidence Code 1563	Statute	\$ 51.65		Yes	100% of State Established Fee - Incremental charge is labor cost per quarter hour (15 min). Total fee is incremental charge plus \$0.10 per pg std, \$0.20 per pg copy microfilm doc, actual cost for oversized, and others as stated in the code	07/01/2022
727	Traffic Collision Reports			3.25	\$ 3.25	-	-	P.R. Act	COS-Fee	\$ 3.39		Yes		07/01/2023
728	Triennial Renewal Fee	Residential Alarm Permit		35.00	\$ 36.00	1.00	-	M.C.5.49.045	COS-Fee	\$ 36.42		Yes		07/01/2023
729	Vehicle Repossession	100% State Established Fee		15.00	\$ 15.00	-	-	California Government Code 41612	Statute			No	100% of State Established Fee - Currently \$15	07/01/2022
730	Video			165.00	\$ 169.00	4.00	-	M.C. 3.36.030	COS-Fee	\$ 169.00		Yes		07/01/2023
731	PUBLIC WORKS - ENGINEERING													
731	Covenant Agreement Research & Review Fee	Charged hourly		171.00	\$ 177.00	6.00	-	M.C. 3.36.030	COS-Fee	\$ 177.81		Yes		07/01/2022
732	Dining Encroachment Permit	Application		469.00	\$ 486.00	17.00	-	Council Policy L-21 M.C. 13.18.030 Reso 96-26 & 2000-60	COS-Fee	\$ 486.48		Yes		07/01/2022
733	Dining Encroachment Permit	Transfer		215.00	\$ 223.00	8.00	-	Council Policy L-21 Reso 96-26 & 2000-60	COS-Fee	\$ 223.43		Yes		07/01/2022
734	Dining Encroachment Permit	Annual Use Fee Outside Dining Area 100 Sq. Ft. Or Less		169.00	\$ 176.00	7.00	-	Council Policy L-21 Reso 96-26 & 2000-60	COS-Fee	\$ 176.04		Yes		07/01/2022
735	Dining Encroachment Permit	Annual Use Fee Outside Dining Area Over 100 Sq. Ft.		319.00	\$ 331.00	12.00	-	Council Policy L-21 Reso 96-26 & 2000-60	COS-Fee	\$ 331.44		Yes		07/01/2022
736	Document Recordation Fee			208.00	\$ 216.00	8.00	-	M.C. 3.36.030	COS-Fee	\$ 216.25		Yes		07/01/2022
737	Easement Deed Research, Reviews/Processing			257.00	\$ 266.00	9.00	-	M.C. 3.36.030	COS-Fee	\$ 266.70		Yes		07/01/2022
738	Encroachment & Eng. Agreement Prep			587.00	\$ 609.00	22.00	-	M.C. 3.36.030	COS-Fee	\$ 609.59		Yes		07/01/2022
739	Encroachment & Eng. Agreement Prep - Planning Commission			3,202.00	\$ 3,321.00	119.00	-	M.C. 3.36.030	COS-Fee	\$ 3,321.29		Yes	New Fee 2021	07/01/2022
740	Encroachment Permit With Other Dept./Div. Review			451.00	\$ 468.00	17.00	-	M.C. 13.06.020	COS-Fee	\$ 468.49		Yes		07/01/2022
741	Encroachment Permit Without Other Dept./Div. Review			257.00	\$ 266.00	9.00	-	M.C. 13.06.020	COS-Fee	\$ 266.70		Yes		07/01/2022
742	Engineering Field Inspection	Curb/Gutter/Sidewalk/Driveway/Non-standard Imp.- Each Inspection 1/30'/Sewer/Water Meter/Fire Service/Underground Utilities-Each Insp./location/Parkway Drains - Each Inspection		140.00	\$ 146.00	6.00	-	M.C. 3.36.030	COS-Fee	\$ 146.01		Yes		07/01/2022
743	Escrow Account Administration	Escrow Account Administration		128.00	\$ 132.00	4.00	-	Section 22300 CA Public Contract Code	COS-Fee	\$ 132.92		Yes		07/01/2022
744	Fair Share Fee			225.64	\$ 225.64	-	-	Ordinance 94-19	Fair Share			No		07/01/2020
745	Lot Line Adjustment Checking Fee			1,197.00	\$ 1,242.00	45.00	-	M.C. 3.36.030	COS-Fee	\$ 1,242.01		Yes		07/01/2022
746	Monitoring Wells	Permits (EPTA)		354.00	\$ 367.00	16	13.00	M.C. 3.36.030	COS-Fee	\$ 367.60		Yes		07/01/2022

City of Newport Beach Schedule of Rents, Fines, and Fees (SRFF) - Detailed

Note: The Consumer Price Index (CPI) percentage by which applicable fees will increase effective 7/1/23 is reflected in the SRFF.
 Note: The fees include a rounded down amount consistent with policy.

SERVICE NAME	DESCRIPTION	Previous Charges		Current Charges				REFERENCE	TYPE	Full Cost/Market Value		CPI	Notes	Implementation Date
		Rounded down/ Fee @ Policy Level		Fee @ Policy Level		Variance From Previous Year				Total or Base Fee	Incremental - (if applicable)			
		Total or Base Fee	Incremental - (if applicable)	Total or Base Fee	Incremental - (if applicable)	Total or Base Fee	Incremental - (if applicable)			Total or Base Fee	Incremental - (if applicable)			
747	News Rack Permits	Permit	62.00	\$ 64.00		2.00	-	M.C. 5.70.020(C)	COS-Fee	\$ 64.91		Yes		07/01/2022
748	Oceanfront Encroachment Annual Permit	Depth Of Encroachment 0-5.0 Feet	408.00	\$ 423.00		15.00	-	Council Policy L-12 Reso 91-80 & 2005-42	Policy	\$ 423.58		Yes		07/01/2022
749	Oceanfront Encroachment Annual Permit	Depth Of Encroachment 5.0-7.5 Feet	612.00	\$ 635.00		23.00	-	Council Policy L-12 Reso 91-80 & 2005-42	Policy	\$ 635.38		Yes		07/01/2022
750	Oceanfront Encroachment Annual Permit	Depth Of Encroachment 7.5-10 Feet	816.00	\$ 847.00		31.00	-	Council Policy L-12 Reso 91-80 & 2005-42	Policy	\$ 847.17		Yes		07/01/2022
751	Oceanfront Encroachment Annual Permit	Depth Of Encroachment 10-15 Feet	1,226.00	\$ 1,272.00		46.00	-	Council Policy L-12 Reso 91-80 & 2005-42	Policy	\$ 1,272.13		Yes		07/01/2022
752	Parcel Map Check		3,169.00	\$ 3,286.00		117.00	-	M.C. 3.36.030	COS-Fee	\$ 3,286.66		Yes		07/01/2022
753	Plan Check	Engineering Plan Check Fee - Charged hourly	207.00	\$ 215.00		8.00	-	M.C. 3.36.030	COS-Fee	\$ 215.68		Yes		07/01/2022
754	Street Closure Permit with Engineering Review	Temporary Closure Of Public Property	79.00	\$ 82.00		3.00	-	M.C. 12.62.020(E)	COS-Fee	\$ 82.91		Yes		07/01/2022
755	Street Closure Permit without Engineering Review	Temporary Closure Of Public Property	31.00	\$ 32.00		1.00	-	M.C. 12.62.020(E)	COS-Fee	\$ 32.46		Yes		07/01/2022
756	Street Easement and Vacation Processing Fee		1,035.00	\$ 1,073.00		38.00	-	M.C. 3.36.030	COS-Fee	\$ 1,073.85		Yes	Base+ hourly rate if > 6.75 hours	07/01/2022
757	Temporary No Parking Signs	Temporary No Parking Signs	0.80	\$ 0.80		-	-	M.C. 3.36.030	Pass Thru	\$ 0.80		No		07/26/2016
758	Tract Plan Check	Up To \$100,000 improvement cost	see notes	see notes		-	-	M.C.19.56.020(C)	COS-Fee	\$ -		No	6.5% of value up to \$100,000. \$390 minimum	10/24/2016
759	Tract Plan Check	\$100,000 To \$400,000 improvement cost	8,680.00	\$ 8,680.00		-	-	M.C.19.56.020(C)	COS-Fee	\$ 8,680.00		No	Base fee for first \$100,000 + 5% incremental costs for amount over \$100,000	10/24/2016
760	Tract Plan Check	Over \$400,000 improvement cost	28,710.00	\$ 28,710.00		-	-	M.C.19.56.020(C)	COS-Fee	\$ 28,710.00		No	Base fee for first \$400,000 + 4% incremental costs for amount over \$400,000	10/24/2016
761	Traffic Control Plan Check	8½" x 11"/11" x17"; per sheet	79.00	\$ 82.00		3.00	-	M.C. 3.36.030	COS-Fee	\$ 82.91		Yes		07/01/2022
762	Traffic Control Plan Check	24" x 36"; per sheet	177.00	\$ 183.00		6.00	-	M.C. 3.36.030	COS-Fee	\$ 183.79		Yes		07/01/2022
763	Traffic Study	Utilizes outside consultant	see notes	see notes		-	-	M.C. 15.40.050E	Pass Thru	\$ -		No	Will be charged based on consultant billings.	10/24/2016
764	Traffic Subdivision Plan Check	Charged hourly	171.00	\$ 177.00		6.00	-	M.C. 3.36.030	COS-Fee	\$ 177.81		Yes		07/01/2022
Deposits														
765	Crane Deposit	Refundable	1,000.00	\$ 1,000.00		-	-	12.62.030	Deposit	\$ 1,000.00		No		10/24/2016
766	Improvements Required By City	Refundable mined by Public Works		Determined by Public Works		-	-	19.36.030	Deposit	Determined by Pu		No	Determined by Public Works	10/24/2016
PUBLIC WORKS - HARBOR RESOURCES														
Piers														
767	Residential Plan Review		\$0.55 per square foot	\$0.56 per square foot		-	-	Resolution 2015-10	Rental	See Resolution		See Note	CPI adjustments occur separately	03/01/2021
768	Appeals - NBMC Chapter 17.65 (Appellant Successful)	Appeal to Harbor Commission	-	\$ -		-	-	M.C. 17.65	COS-Fee	\$ 2,130.66		No	0% Recovery per M.C. 3.36.030 Exhibit A	07/01/2022
769	Appeals - NBMC Chapter 17.65 (Appellant Unsuccessful)	Appeal to Harbor Commission	1,250.00	\$ 1,250.00		-	-	M.C. 17.65	COS-Fee	\$ 2,130.66		No	\$1,250 Recovery per M.C. 3.36.030 Exhibit A	07/01/2022
770	Appeals - NBMC Chapter 17.65 (Appellant Successful)	Appeal to City Council	-	\$ -		-	-	M.C. 17.65	COS-Fee	\$ 1,461.48		No	0% Recovery per M.C. 3.36.030 Exhibit A	07/01/2022
771	Appeals - NBMC Chapter 17.65 (Appellant Unsuccessful)	Appeal to City Council	940.00	\$ 940.00		-	-	M.C. 17.65	COS-Fee	\$ 1,461.48		No	\$940 Recovery per M.C. 3.36.030 Exhibit A	07/01/2022
772	Pier Permit Transfer	Commercial and non commercial piers	250.00	\$ 259.00		9.00	-	M.C.17.60.020(D)	COS-Fee	\$ 259.66		Yes		07/01/2022
773	Plan Check Fee	New Construction w/ Agency Approval	250.00	\$ 259.00		9.00	-	M.C. 17.50.020(D)	COS-Fee	\$ 259.66		Yes		07/01/2022
774	Plan Check Fee add-on for Harbor Commission Public Hearing	New Construction w/ Agency Approval	2,173.00	\$ 2,253.00		80.00	-	M.C. 17.50.020(D)	COS-Fee	\$ 2,253.68		Yes	New Fee 2021	07/01/2022
775	Plan Check Fee	Maintenance	62.00	\$ 64.00		2.00	-	M.C. 17.50.020(D)	COS-Fee	\$ 64.91		Yes		07/01/2022
776	RGP Dredging Permit		3,327.00	\$ 3,450.00		123.00	-	M.C. 17.55.020(D)	COS-Fee	\$ 8,215.35		Yes	42% Recovery per M.C. 3.36.030 Exhibit A	07/01/2022
PUBLIC WORKS - MUNICIPAL OPERATIONS														
Recycling Service Fee - Excluding Newport Coast and Santa Ana Heights														
777	Recycling Service Fee - Newport Coast	Per Residential Unit Per Month	6.77	\$ 7.03		0.26	-	M.C. 2.30.030	COS-Fee	\$ 7.02		Yes	Resolution 2021-25	07/01/2022
778	Solid Waste Franchise Application	Per Residential Unit Per Month	6.32	\$ 6.56		0.24	-	M.C. 2.30.030	COS-Fee	\$ 6.55		Yes	Resolution 2021-25	07/01/2022
779	Supplemental Tree Trimming		969.00	\$ 1,005.00		36.00	-	M.C. 12.63.050	COS-Fee	\$ 1,005.39		Yes		07/01/2022
780	Tree Planting/Removal	See Notes	See Notes	See Notes		-	-	M.C. 3.36.030	Pass Thru	See Notes		No	100% of Contractor Cost	07/01/2021
781	Washington Street Trash Bin	See Notes	See Notes	See Notes		-	-	M.C. 3.36.030	Pass Thru	See Notes		No	100% of Contractor Cost	07/01/2021
782	Demolition	See Notes	See Notes	See Notes		-	-	Resolution 97-70	Pass Thru	See Notes		No	Resolution #97-70 - Variable	07/26/2016
783	Demo Deposit - Valuation of \$0 to \$4,999	Demo Deposit - Valuation of \$0 to \$4,999	564.00	\$ 564.00		-	-	Resolution 2011-108	Deposit	\$ 564.44		No	Resolution 2011-108	07/26/2016
784	Demo Deposit - Valuation of \$5,000 to \$9,999	Demo Deposit - Valuation of \$5,000 to \$9,999	1,127.00	\$ 1,127.00		-	-	Resolution 2011-108	Deposit	\$ 1,127.85		No	Resolution 2011-108	07/26/2016
785	Demo Deposit - Valuation of \$10,000 and above	Demo deposit - Valuation of \$10,000 and above	1,692.00	\$ 1,692.00		-	-	Resolution 2011-108	Deposit	\$ 1,692.29		No	Resolution 2011-108	07/26/2016
786	Waste Management Administration Fee	Administration Fee Demolition	271.00	\$ 281.00		10.00	-	M.C. 15.02.035	COS-Fee	\$ 281.30		Yes		07/01/2022
PUBLIC WORKS - WATER QUALITY/CONSERVATION/ENVIRONMENTAL														
787	EV Chargers	Per kWh	0.48	\$ 0.50		0.02	-	M.C. 3.36.030	COS-Fee	\$ 0.495		Yes	Moved from Finance - Revenue 2021 (originally adopted through resolution 2015-27)	07/01/2022
788	EV Chargers Overstay Charge	Per Minute after 10 minute grace period	0.10	\$ 0.10		-	-		Penalty			No	Maxed out at EV Overstay administrative citation, currently \$61	04/22/2021
789	WQ Construction Site Inspections - Low	Inspection	155.00	\$ 161.00		6.00	-	M.C.15.10.070	COS-Fee	\$ 161.39		Yes		07/01/2022
790	WQ Construction Site Inspections - Medium	Inspection	466.00	\$ 484.00		18.00	-	M.C.15.10.070	COS-Fee	\$ 484.17		Yes		07/01/2022
791	WQ Construction Site Inspections - High	Inspection	1,245.00	\$ 1,291.00	\$ 161.00	46.00	6.00	M.C.15.10.070	COS-Fee	\$ 1,291.12	\$ 161.39	Yes	Base fee plus incremental for each inspection greater than 8 inspections	07/01/2022

City of Newport Beach Schedule of Rents, Fines, and Fees (SRFF) - Detailed

Note: The Consumer Price Index (CPI) percentage by which applicable fees will increase effective 7/1/23 is reflected in the SRFF.
 Note: The fees include a rounded down amount consistent with policy.

SERVICE NAME	DESCRIPTION	Previous Charges		Current Charges				REFERENCE	TYPE	Full Cost/Market Value		CPI	Notes	Implementation Date		
		Rounded down/ Fee @ Policy Level		Fee @ Policy Level		Variance From Previous Year				Total or Base Fee	Incremental - (if applicable)					
		Total or Base Fee	Incremental - (if applicable)	Total or Base Fee	Incremental - (if applicable)	Total or Base Fee	Incremental - (if applicable)			Total or Base Fee	Incremental - (if applicable)					
RECREATION AND SENIOR SERVICES		Fees were reviewed in detail and adjustments made based on study results and not CPI adjustments, via Resolution 2022-23 adopted 4/12/22, Rentals with "Yes" under CPI column increased by CPI														
Administration																
792	Admin Processing Fee	Applies to program and Facility Use charges	5.00		\$ 5.00		-	-	M.C. 3.36.030	COS-Fee	\$ 6.63		No	\$5 Recovery per M.C. 3.36.030 Exhibit A	07/01/2022	
793	Badge Replacement		5.00		\$ 5.00		-	-	M.C. 3.36.030	COS-Fee	\$ 37.11		No	Initial badge is provided at no cost. \$5 Recovery per M.C. 3.36.030 Exhibit A	07/01/2022	
794	Class Refund	For classes \$74 or less	10.00		\$ 10.00		-	-	M.C. 3.36.030	COS-Fee	\$ 172.61		No	\$10 Recovery per M.C. 3.36.030 Exhibit A	07/01/2022	
795	Class Refund	For classes \$75 and over	20.00		\$ 20.00		-	-	M.C. 3.36.030	COS-Fee	\$ 58.69		No	\$20 Recovery per M.C. 3.36.030 Exhibit A	07/01/2022	
Adult Sports																
796	Adult League Nonresident Player Card	Per Player	25.00		\$ 25.00		-	-	M.C. 3.36.030	COS-Fee			No	50-95% Recovery per M.C. 3.36.030 Exhibit A	07/01/2022	
797	Adult League Nonresident Replacement Player Card	Per Player	15.00		\$ 15.00		-	-	M.C. 3.36.030	COS-Fee			No		07/01/2022	
798	Adult League Resident Player Card	Per Player	20.00		\$ 20.00		-	-	M.C. 3.36.030	COS-Fee			No		07/01/2022	
799	Adult League Resident Replacement Player Card	Per Player	10.00		\$ 10.00		-	-	M.C. 3.36.030	COS-Fee			No		07/01/2022	
800	Adult Sports Drop In	Single Drop In	3.00		\$ 3.00		-	-	M.C. 3.36.030	COS-Fee			No		07/01/2022	
801	Adult Sports Drop In	5 Punch Pass	15.00		\$ 15.00		-	-	M.C. 3.36.030	COS-Fee			No		07/01/2022	
802	Adult Sports Drop In	20 Punch Pass - Resident	50.00		\$ 50.00		-	-	M.C. 3.36.030	COS-Fee			No		07/01/2022	
803	Adult Sports Drop In	20 Punch Pass - Nonresident	60.00		\$ 60.00		-	-	M.C. 3.36.030	COS-Fee			No		07/01/2022	
804	Adult Sports Late Registration Fee	Late Registration Fee	30.00		\$ 30.00		-	-	M.C. 3.36.030	COS-Fee			No		07/01/2022	
805	Adult Sports League (Resident and Nonresident)	League Teams	see notes		see notes		-	-	M.C. 3.36.030	COS-Fee			No	R.S.S. Director negotiates contractor fee (New 2022 category due to reorganization of presentation of league teams fees)	07/01/2022	
806	Sports Classes	Per Person	see notes		see notes		-	-	M.C. 3.36.030	COS-Fee			No	New fee 2022. R.S.S. Director negotiates contractor fee. 50% Recovery per M.C. 3.36.030 Exhibit A	07/01/2022	
807	Aquatic Activities															
808	Lap Swim	5 Punch Pass	16.00		\$ 16.00		-	-	M.C. 3.36.030	COS-Fee			No	20-50% Recovery per M.C. 3.36.030 Exhibit A	07/01/2022	
809	Lap Swim Nonresident	Annual Pass	209.00		\$ 209.00		-	-	M.C. 3.36.030	COS-Fee			No		07/01/2022	
810	Lap Swim Nonresident	20 Punch Pass	66.00		\$ 66.00		-	-	M.C. 3.36.030	COS-Fee			No		07/01/2022	
811	Lap Swim Resident	Annual Pass	176.00		\$ 176.00		-	-	M.C. 3.36.030	COS-Fee			No		07/01/2022	
812	Lap Swim Resident	20 Punch Pass	55.00		\$ 55.00		-	-	M.C. 3.36.030	COS-Fee			No		07/01/2022	
813	Lap Swim Senior	5 Punch Pass	11.00		\$ 11.00		-	-	M.C. 3.36.030	COS-Fee			No		07/01/2022	
814	Lap Swim Senior Nonresident	Annual Pass	154.00		\$ 154.00		-	-	M.C. 3.36.030	COS-Fee			No		07/01/2022	
815	Lap Swim Senior Nonresident	20 Punch Pass	49.00		\$ 49.00		-	-	M.C. 3.36.030	COS-Fee			No		07/01/2022	
816	Lap Swim Senior Resident	Annual Pass	121.00		\$ 121.00		-	-	M.C. 3.36.030	COS-Fee			No		07/01/2022	
817	Lap Swim Senior Resident	20 Punch Pass	38.00		\$ 38.00		-	-	M.C. 3.36.030	COS-Fee			No		07/01/2022	
818	Parent & Me Swim		33.00		\$ 33.00		-	-	M.C. 3.36.030	COS-Fee			No		07/01/2022	
819	Recreation Swim 17 yrs old & under	Drop In	2.00		\$ 2.00		-	-	M.C. 3.36.030	COS-Fee			No		07/01/2022	
820	Recreation Swim Adult	Drop In	3.00		\$ 3.00		-	-	M.C. 3.36.030	COS-Fee			No		07/01/2022	
821	Swim Lessons	Group	56.00		\$ 56.00		-	-	M.C. 3.36.030	COS-Fee			No		07/01/2022	
822	Swim Lessons	Private	93.00		\$ 93.00		-	-	M.C. 3.36.030	COS-Fee			No		07/01/2022	
823	Swim Lessons	Semi-private	139.00		\$ 139.00		-	-	M.C. 3.36.030	COS-Fee			No		07/01/2022	
Cancellation Fees																
824	Refund Charge All Other Programs and Facilities	Program Or Facility Use (less than \$75.00)	10.00		\$ 10.00		-	-	Council Policy B-13	COS-Fee	\$ 172.61		No	\$10 Recovery per M.C. 3.36.030 Exhibit A	07/01/2022	
825	Refund Charge All Other Programs and Facilities	Program Or Facility Use (\$75.00 or more)	20.00		\$ 20.00		-	-	Council Policy B-13	COS-Fee	\$ 58.69		No	\$20 Recovery per M.C. 3.36.030 Exhibit A	07/01/2022	
Facility Use																
Deposits																
826	Cleaning Fee		150.00		\$ 150.00		-	-	Council Policy B-13	Deposit			No	This is a pass through cost	07/26/2016	
827	Gymnasiums		185.00		\$ 185.00		-	-	Council Policy B-13	Deposit			No		07/26/2016	
828	Meeting Rooms And Parks	Under 75 People	100.00		\$ 100.00		-	-	Council Policy B-13	Deposit			No		07/26/2016	
829	Meeting Rooms And Parks	76 And More People	150.00		\$ 150.00		-	-	Council Policy B-13	Deposit			No		07/26/2016	
830	OASIS Event Center Room	No Alcohol	200.00		\$ 200.00		-	-	Council Policy B-13	Deposit			No		07/26/2016	
831	OASIS Event Center Room	With Alcohol	400.00		\$ 400.00		-	-	Council Policy B-13	Deposit			No		07/26/2016	
832	OASIS Large Classroom		185.00		\$ 185.00		-	-	Council Policy B-13	Deposit			No		07/26/2016	
833	OASIS Small Classroom		100.00		\$ 100.00		-	-	Council Policy B-13	Deposit			No		07/26/2016	
834	Security Guards	per hour	36.00		\$ 36.00		-	-	Council Policy B-13	Deposit			No	This is a pass through cost	07/26/2016	
Marina Park Boating Program																
835	Boat Rental - J/22	per hour	20.00		\$ 21.00		1.00	-	Council Policy B-13	Rental	\$ 21.62		Yes		07/01/2022	
836	Boat Rental - RS Quest, Lido & Sabot	per hour	15.00		\$ 16.00		1.00	-	Council Policy B-13	Rental	\$ 16.21		Yes		07/01/2022	
837	Sail Pass Test		66.00		\$ 68.00		2.00	-	Council Policy B-13	COS-Fee	\$ 68.75		Yes		07/01/2022	
838	Sailing Pass Annual Membership - Adult		625.00		\$ 648.00		23.00	-	Council Policy B-13	Rental	\$ 648.55		Yes		07/01/2022	
839	Sailing Pass Annual Membership - Student		312.00		\$ 324.00		12.00	-	Council Policy B-13	Rental	\$ 324.27		Yes		07/01/2022	
840	Sailing Pass Quarterly Membership - Student		104.00		\$ 108.00		4.00	-	Council Policy B-13	Rental	\$ 108.09		Yes		07/01/2022	
841	Stand Up Paddleboard (SUP)/Kayak Rentals	per hour	20.00		\$ 21.00		1.00	-	Council Policy B-13	Rental	\$ 21.62		Yes		07/01/2022	
842	SUP/Kayak - 5 Punch Pass		78.00		\$ 81.00		3.00	-	Council Policy B-13	Rental	\$ 81.07		Yes		07/01/2022	
843	SUP/Kayak - 10 Punch Pass		104.00		\$ 108.00		4.00	-	Council Policy B-13	Rental	\$ 108.09		Yes		07/01/2022	
Meeting Rooms																
844	Bonita Creek, Carroll Beek, Cliff Drive, Mariners/VJC	Commercial Resident Rate, Fee Per Hour 2 Hour Minimum	166.00		\$ 172.00		6.00	-	Council Policy B-13	Rental	\$ 172.43		Yes		07/01/2022	
845	Bonita Creek, Carroll Beek, Cliff Drive, Mariners/VJC	Commercial Nonresident Rate, Fee Per Hour 2 Hour Minimum	335.00		\$ 348.00		13.00	-	Council Policy B-13	Rental	\$ 348.14		Yes		07/01/2022	
846	Bonita Creek, Carroll Beek, Cliff Drive, Mariners/VJC	Non-Profit Resident Rate, Fee Per Hour 2 Hour Minimum	50.00		\$ 52.00		2.00	-	Council Policy B-13	Rental	\$ 52.38		Yes		07/01/2022	
847	Bonita Creek, Carroll Beek, Cliff Drive, Mariners/VJC	Non-Profit Nonresident Rate, Fee Per Hour 2 Hour Minimum	97.00		\$ 101.00		18	4.00	-	Council Policy B-13	Rental	\$ 101.49		Yes		07/01/2022

City of Newport Beach Schedule of Rents, Fines, and Fees (SRFF) - Detailed

Note: The Consumer Price Index (CPI) percentage by which applicable fees will increase effective 7/1/23 is reflected in the SRFF.
 Note: The fees include a rounded down amount consistent with policy.

	SERVICE NAME	DESCRIPTION	Previous Charges		Current Charges				REFERENCE	TYPE	Full Cost/Market Value		CPI	Notes	Implementation Date
			Rounded down/ Fee @ Policy Level		Fee @ Policy Level		Variance From Previous Year				Total or Base Fee	Incremental - (if applicable)			
			Total or Base Fee	Incremental - (if applicable)	Total or Base Fee	Incremental - (if applicable)	Total or Base Fee	Incremental - (if applicable)			Total or Base Fee	Incremental - (if applicable)			
848	Bonita Creek, Carroll Beek, Cliff Drive, Mariners/VJC	Private Resident Rate, Fee Per Hour 2 Hour Minimum	82.00		\$ 85.00		3.00	-	Council Policy B-13	Rental	\$ 85.12		Yes		07/01/2022
849	Bonita Creek, Carroll Beek, Cliff Drive, Mariners/VJC	Private Nonresident Rate, Fee Per Hour 2 Hour Minimum	165.00		\$ 171.00		6.00	-	Council Policy B-13	Rental	\$ 171.34		Yes		07/01/2022
850	Bonita Creek, Carroll Beek, Cliff Drive, Mariners/VJC	Resident Non-profit Youth Service Organization Rate	22.00		\$ 22.00		-	-	Council Policy B-13	Rental	\$ 22.92		Yes		07/01/2022
851	Civic Center Community Room	Commercial Resident Rate, Fee Per Hour 2 Hour Minimum	358.00		\$ 372.00		14.00	-	Council Policy B-13	Rental	\$ 372.15		Yes		07/01/2022
852	Civic Center Community Room	Commercial Nonresident Rate, Fee Per Hour 2 Hour Minimum	650.00		\$ 674.00		24.00	-	Council Policy B-13	Rental	\$ 674.45		Yes		07/01/2022
853	Civic Center Community Room	Non-Profit Resident Rate, Fee Per Hour 2 Hour Minimum	137.00		\$ 142.00		5.00	-	Council Policy B-13	Rental	\$ 142.97		Yes		07/01/2022
854	Civic Center Community Room	Non-Profit Nonresident Rate, Fee Per Hour 2 Hour Minimum	207.00		\$ 214.00		7.00	-	Council Policy B-13	Rental	\$ 214.99		Yes		07/01/2022
855	Civic Center Community Room	Private Resident Rate, Fee Per Hour 2 Hour Minimum	202.00		\$ 209.00		7.00	-	Council Policy B-13	Rental	\$ 209.54		Yes		07/01/2022
856	Civic Center Community Room	Private Nonresident Rate, Fee Per Hour 2 Hour Minimum	323.00		\$ 335.00		12.00	-	Council Policy B-13	Rental	\$ 335.04		Yes		07/01/2022
857	Civic Center Community Room	Resident Non-profit Youth Service Organization Rate	85.00		\$ 88.00		3.00	-	Council Policy B-13	Rental	\$ 88.40		Yes		07/01/2022
858	Civic Center Lawn	Commercial Resident Rate, Fee Per Hour 2 Hour Minimum	266.00		\$ 276.00		10.00	-	Council Policy B-13	Rental	\$ 276.11		Yes		07/01/2022
859	Civic Center Lawn	Commercial Nonresident Rate, Fee Per Hour 2 Hour Minimum	497.00		\$ 516.00		19.00	-	Council Policy B-13	Rental	\$ 516.21		Yes		07/01/2022
860	Civic Center Lawn	Non-Profit Resident Rate, Fee Per Hour 2 Hour Minimum	75.00		\$ 78.00		3.00	-	Council Policy B-13	Rental	\$ 78.58		Yes		07/01/2022
861	Civic Center Lawn	Non-Profit Nonresident Rate, Fee Per Hour 2 Hour Minimum	116.00		\$ 121.00		5.00	-	Council Policy B-13	Rental	\$ 121.14		Yes		07/01/2022
862	Civic Center Lawn	Private Resident Rate, Fee Per Hour 2 Hour Minimum	85.00		\$ 88.00		3.00	-	Council Policy B-13	Rental	\$ 88.40		Yes		07/01/2022
863	Civic Center Lawn	Private Nonresident Rate, Fee Per Hour 2 Hour Minimum	137.00		\$ 142.00		5.00	-	Council Policy B-13	Rental	\$ 142.97		Yes		07/01/2022
864	Civic Center Lawn	Resident Non-profit Youth Service Organization Rate	56.00		\$ 58.00		2.00	-	Council Policy B-13	Rental	\$ 58.93		Yes		07/01/2022
865	Council Chamber	Commercial Resident Rate, Fee Per Hour 2 Hour Minimum	270.00		\$ 280.00		10.00	-	Council Policy B-13	Rental	\$ 280.48		Yes		07/01/2022
866	Council Chamber	Commercial Nonresident Rate, Fee Per Hour 2 Hour Minimum	534.00		\$ 554.00		20.00	-	Council Policy B-13	Rental	\$ 554.40		Yes		07/01/2022
867	Council Chamber	Non-Profit Resident Rate, Fee Per Hour 2 Hour Minimum	52.00		\$ 54.00		2.00	-	Council Policy B-13	Rental	\$ 54.57		Yes		07/01/2022
868	Council Chamber	Non-Profit Nonresident Rate, Fee Per Hour 2 Hour Minimum	97.00		\$ 101.00		4.00	-	Council Policy B-13	Rental	\$ 101.49		Yes		07/01/2022
869	Council Chamber	Private Resident Rate, Fee Per Hour 2 Hour Minimum	82.00		\$ 85.00		3.00	-	Council Policy B-13	Rental	\$ 85.12		Yes		07/01/2022
870	Council Chamber	Private Nonresident Rate, Fee Per Hour 2 Hour Minimum	165.00		\$ 171.00		6.00	-	Council Policy B-13	Rental	\$ 171.34		Yes		07/01/2022
871	Council Chamber	Resident Non-profit Youth Service Organization Rate	28.00		\$ 29.00		1.00	-	Council Policy B-13	Rental	\$ 29.47		Yes		07/01/2022
872	Newport Theater Art Center Community Youth Center	Daily Rate, Equipment and Operator Fees	450.00		\$ 467.00		17.00	-	Council Policy B-6	Rental	\$ 467.10		Yes		07/01/2022
873	Small Classroom	Commercial Resident Rate, Fee Per Hour 2 Hour Minimum	184.00		\$ 190.00		6.00	-	Council Policy B-13	Rental	\$ 190.99		Yes		07/01/2022
874	Small Classroom	Commercial Nonresident Rate, Fee Per Hour 2 Hour Minimum	368.00		\$ 381.00		13.00	-	Council Policy B-13	Rental	\$ 381.97		Yes		07/01/2022
875	Small Classroom	Non-Profit Resident Rate, Fee Per Hour 2 Hour Minimum	56.00		\$ 58.00		2.00	-	Council Policy B-13	Rental	\$ 58.93		Yes		07/01/2022
876	Small Classroom	Non-Profit Non-Resident Rate, Fee Per Hour 2 Hour Minimum	108.00		\$ 112.00		4.00	-	Council Policy B-13	Rental	\$ 112.41		Yes		07/01/2022
877	Small Classroom	Private Resident Rate, Fee Per Hour 2 Hour Minimum	90.00		\$ 93.00		3.00	-	Council Policy B-13	Rental	\$ 93.86		Yes		07/01/2022
878	Small Classroom	Private Nonresident Rate, Fee Per Hour 2 Hour Minimum	182.00		\$ 188.00		6.00	-	Council Policy B-13	Rental	\$ 188.80		Yes		07/01/2022
879	Small Classroom Lincoln Gymnasium	Resident Non-profit Youth Service Organization Rate	26.00		\$ 27.00		1.00	-	Council Policy B-13	Rental	\$ 27.28		Yes		07/01/2022
880	Lincoln Gymnasium	Commercial Resident Rate, Fee Per Hour 2 Hour Minimum	369.00		\$ 383.00		14.00	-	Council Policy B-13	Rental	\$ 383.06		Yes		07/01/2022
881	Lincoln Gymnasium	Commercial Nonresident Rate, Fee Per Hour 2 Hour Minimum	707.00		\$ 733.00		26.00	-	Council Policy B-13	Rental	\$ 733.38		Yes		07/01/2022
882	Lincoln Gymnasium	Non-Profit Resident Rate, Fee Per Hour 2 Hour Minimum	82.00		\$ 85.00		3.00	-	Council Policy B-13	Rental	\$ 85.12		Yes		07/01/2022
883	Lincoln Gymnasium	Non-Profit Nonresident Rate, Fee Per Hour 2 Hour Minimum	143.00		\$ 148.00		5.00	-	Council Policy B-13	Rental	\$ 148.42		Yes		07/01/2022
884	Lincoln Gymnasium	Private Residential Rate, Fee Per Hour 2 Hour Minimum	112.00		\$ 116.00		4.00	-	Council Policy B-13	Rental	\$ 116.77		Yes		07/01/2022
885	Lincoln Gymnasium	Private Nonresidential Rate, Fee Per Hour 2 Hour Minimum	203.00		\$ 210.00		7.00	-	Council Policy B-13	Rental	\$ 210.63		Yes		07/01/2022
886	Lincoln Gymnasium	Resident Non-profit Youth Service Organization Rate	37.00		\$ 39.00	19	2.00	-	Council Policy B-13	Rental	\$ 39.29		Yes		07/01/2022

City of Newport Beach Schedule of Rents, Fines, and Fees (SRFF) - Detailed

Note: The Consumer Price Index (CPI) percentage by which applicable fees will increase effective 7/1/23 is reflected in the SRFF.
 Note: The fees include a rounded down amount consistent with policy.

SERVICE NAME	DESCRIPTION	Previous Charges		Current Charges				REFERENCE	TYPE	Full Cost/Market Value		CPI	Notes	Implementation Date
		Rounded down/ Fee @ Policy Level		Fee @ Policy Level		Variance From Previous Year				Total or Base Fee	Incremental - (if applicable)			
		Total or Base Fee	Incremental - (if applicable)	Total or Base Fee	Incremental - (if applicable)	Total or Base Fee	Incremental - (if applicable)							
Marina Park														
887	Lawn	Commercial Rate, Fee Per Hour 2 Hour Minimum	266.00	\$ 276.00	10.00	-	Council Policy B-13	Rental	\$ 276.11		Yes		07/01/2022	
888	Lawn	Non-Profit Rate, Fee Per Hour 2 Hour Minimum	75.00	\$ 78.00	3.00	-	Council Policy B-13	Rental	\$ 78.58		Yes		07/01/2022	
889	Lawn	Private Rate, Fee Per Hour 2 Hour Minimum	85.00	\$ 88.00	3.00	-	Council Policy B-13	Rental	\$ 88.40		Yes		07/01/2022	
890	Lawn	Resident Non-profit Youth Service Organization Rate	56.00	\$ 58.00	2.00	-	Council Policy B-13	Rental	\$ 58.93		Yes		07/01/2022	
891	Large Event Center	Commercial Resident Rate, Fee Per Hour 2 Hour Minimum	406.00	\$ 421.00	15.00	-	Council Policy B-13	Rental	\$ 421.26		Yes		07/01/2022	
892	Large Event Center	Commercial Nonresident Rate, Fee Per Hour 2 Hour Minimum	746.00	\$ 773.00	27.00	-	Council Policy B-13	Rental	\$ 773.76		Yes		07/01/2022	
893	Large Event Center	Non-Profit Resident Rate, Fee Per Hour 2 Hour Minimum	147.00	\$ 152.00	5.00	-	Council Policy B-13	Rental	\$ 152.79		Yes		07/01/2022	
894	Large Event Center	Non-Profit Nonresident Rate, Fee Per Hour 2 Hour Minimum	332.00	\$ 344.00	12.00	-	Council Policy B-13	Rental	\$ 344.86		Yes		07/01/2022	
895	Large Event Center	Private Resident Rate, Fee Per Hour 2 Hour Minimum	258.00	\$ 268.00	10.00	-	Council Policy B-13	Rental	\$ 268.47		Yes		07/01/2022	
896	Large Event Center	Private Nonresident Rate, Fee Per Hour 2 Hour Minimum	443.00	\$ 459.00	16.00	-	Council Policy B-13	Rental	\$ 459.46		Yes		07/01/2022	
897	Large Event Center	Resident Non-profit Youth Service Organization Rate	85.00	\$ 88.00	3.00	-	Council Policy B-13	Rental	\$ 88.40		Yes		07/01/2022	
898	Large Room	Commercial Resident Rate, Fee Per Hour 2 Hour Minimum	154.00	\$ 160.00	6.00	-	Council Policy B-13	Rental	\$ 160.43		Yes		07/01/2022	
899	Large Room	Commercial Nonresident Rate, Fee Per Hour 2 Hour Minimum	274.00	\$ 284.00	10.00	-	Council Policy B-13	Rental	\$ 284.84		Yes		07/01/2022	
900	Large Room	Non-Profit Resident Rate, Fee Per Hour 2 Hour Minimum	54.00	\$ 56.00	2.00	-	Council Policy B-13	Rental	\$ 56.75		Yes		07/01/2022	
901	Large Room	Non-Profit Nonresident Rate, Fee Per Hour 2 Hour Minimum	122.00	\$ 126.00	4.00	-	Council Policy B-13	Rental	\$ 126.60		Yes		07/01/2022	
902	Large Room	Private Resident Rate, Fee Per Hour 2 Hour Minimum	94.00	\$ 98.00	4.00	-	Council Policy B-13	Rental	\$ 98.22		Yes		07/01/2022	
903	Large Room	Private Nonresident Rate, Fee Per Hour 2 Hour Minimum	165.00	\$ 171.00	6.00	-	Council Policy B-13	Rental	\$ 171.34		Yes		07/01/2022	
904	Large Room	Resident Non-profit Youth Service Organization Rate	27.00	\$ 28.00	1.00	-	Council Policy B-13	Rental	\$ 28.37		Yes		07/01/2022	
905	Medium Room	Commercial Resident Rate, Fee Per Hour 2 Hour Minimum	116.00	\$ 121.00	5.00	-	Council Policy B-13	Rental	\$ 121.14		Yes		07/01/2022	
906	Medium Room	Commercial Nonresident Rate, Fee Per Hour 2 Hour Minimum	222.00	\$ 230.00	8.00	-	Council Policy B-13	Rental	\$ 230.27		Yes		07/01/2022	
907	Medium Room	Non-Profit Resident Rate, Fee Per Hour 2 Hour Minimum	42.00	\$ 43.00	1.00	-	Council Policy B-13	Rental	\$ 43.65		Yes		07/01/2022	
908	Medium Room	Non-Profit Nonresident Rate, Fee Per Hour 2 Hour Minimum	97.00	\$ 101.00	4.00	-	Council Policy B-13	Rental	\$ 101.49		Yes		07/01/2022	
909	Medium Room	Private Resident Rate, Fee Per Hour 2 Hour Minimum	74.00	\$ 77.00	3.00	-	Council Policy B-13	Rental	\$ 77.49		Yes		07/01/2022	
910	Medium Room	Private Nonresident Rate, Fee Per Hour 2 Hour Minimum	127.00	\$ 132.00	5.00	-	Council Policy B-13	Rental	\$ 132.05		Yes		07/01/2022	
911	Medium Room	Resident Non-profit Youth Service Organization Rate	22.00	\$ 22.00	-	-	Council Policy B-13	Rental	\$ 22.92		Yes		07/01/2022	
912	Small Room	Commercial Resident Rate, Fee Per Hour 2 Hour Minimum	91.00	\$ 94.00	3.00	-	Council Policy B-13	Rental	\$ 94.95		Yes		07/01/2022	
913	Small Room	Commercial Nonresident Rate, Fee Per Hour 2 Hour Minimum	168.00	\$ 174.00	6.00	-	Council Policy B-13	Rental	\$ 174.61		Yes		07/01/2022	
914	Small Room	Non-Profit Resident Rate, Fee Per Hour 2 Hour Minimum	33.00	\$ 34.00	1.00	-	Council Policy B-13	Rental	\$ 34.92		Yes		07/01/2022	
915	Small Room	Non-Profit Nonresident Rate, Fee Per Hour 2 Hour Minimum	76.00	\$ 79.00	3.00	-	Council Policy B-13	Rental	\$ 79.67		Yes		07/01/2022	
916	Small Room	Private Resident Rate, Fee Per Hour 2 Hour Minimum	56.00	\$ 58.00	2.00	-	Council Policy B-13	Rental	\$ 58.93		Yes		07/01/2022	
917	Small Room	Private Nonresident Rate, Fee Per Hour 2 Hour Minimum	101.00	\$ 104.00	3.00	-	Council Policy B-13	Rental	\$ 104.77		Yes		07/01/2022	
918	Small Room	Resident Non-profit Youth Service Organization Rate	14.00	\$ 15.00	1.00	-	Council Policy B-13	Rental	\$ 15.28		Yes		07/01/2022	
Newport Coast Community Center														
919	Gymnasium	Commercial Resident Rate, Fee Per Hour 2 Hour Minimum	407.00	\$ 422.00	15.00	-	Council Policy B-13	Rental	\$ 422.35		Yes		07/01/2022	
920	Gymnasium	Commercial Nonresident Rate, Fee Per Hour 2 Hour Minimum	782.00	\$ 811.00	29.00	-	Council Policy B-13	Rental	\$ 811.96		Yes		07/01/2022	
921	Gymnasium	Non-Profit Resident Rate, Fee Per Hour 2 Hour Minimum	90.00	\$ 93.00	3.00	-	Council Policy B-13	Rental	\$ 93.86		Yes		07/01/2022	
922	Gymnasium	Non-Profit Nonresident Rate, Fee Per Hour 2 Hour Minimum	156.00	\$ 162.00	6.00	-	Council Policy B-13	Rental	\$ 162.61		Yes		07/01/2022	
923	Gymnasium	Private Resident Rate, Fee Per Hour 2 Hour Minimum	124.00	\$ 128.00	4.00	-	Council Policy B-13	Rental	\$ 128.78		Yes		07/01/2022	
924	Gymnasium	Private Nonresident Rate, Fee Per Hour 2 Hour Minimum	224.00	\$ 232.00	8.00	-	Council Policy B-13	Rental	\$ 232.46		Yes		07/01/2022	
925	Gymnasium	Resident Non-profit Youth Service Organization Rate, Fee Per Hour 2 Hour Minimum	48.00	\$ 50.00	2.00	-	Council Policy B-13	Rental	\$ 50.20		Yes		07/01/2022	
926	Large Classroom	Commercial Resident Rate, Fee Per Hour 2 Hour Minimum	311.00	\$ 323.00	12.00	-	Council Policy B-13	Rental	\$ 323.04		Yes		07/01/2022	

City of Newport Beach Schedule of Rents, Fines, and Fees (SRFF) - Detailed

Note: The Consumer Price Index (CPI) percentage by which applicable fees will increase effective 7/1/23 is reflected in the SRFF.
 Note: The fees include a rounded down amount consistent with policy.

SERVICE NAME	DESCRIPTION	Previous Charges		Current Charges				REFERENCE	TYPE	Full Cost/Market Value		CPI	Notes	Implementation Date
		Rounded down/ Fee @ Policy Level		Fee @ Policy Level		Variance From Previous Year				Total or Base Fee	Incremental - (if applicable)			
		Total or Base Fee	Incremental - (if applicable)	Total or Base Fee	Incremental - (if applicable)	Total or Base Fee	Incremental - (if applicable)							
927	Large Classroom	Commercial Nonresident Rate, Fee Per Hour 2 Hour Minimum	600.00	\$ 623.00	23.00	-	Council Policy B-13	Rental	\$ 623.16		Yes		07/01/2022	
928	Large Classroom	Non-Profit Resident Rate, Fee Per Hour 2 Hour Minimum	75.00	\$ 78.00	3.00	-	Council Policy B-13	Rental	\$ 78.58		Yes		07/01/2022	
929	Large Classroom	Non-Profit Non-Resident Rate, Fee Per Hour 2 Hour Minimum	151.00	\$ 157.00	6.00	-	Council Policy B-13	Rental	\$ 157.15		Yes		07/01/2022	
930	Large Classroom	Private Resident Rate, Fee Per Hour 2 Hour Minimum	145.00	\$ 150.00	5.00	-	Council Policy B-13	Rental	\$ 150.61		Yes		07/01/2022	
931	Large Classroom	Private Nonresident Rate, Fee Per Hour 2 Hour Minimum	284.00	\$ 294.00	10.00	-	Council Policy B-13	Rental	\$ 294.66		Yes		07/01/2022	
932	Large Classroom	Resident Non-profit Youth Service Organization Rate	54.00	\$ 56.00	2.00	-	Council Policy B-13	Rental	\$ 56.75		Yes		07/01/2022	
933	Small Classroom	Commercial Resident Rate, Fee Per Hour 2 Hour Minimum	184.00	\$ 190.00	6.00	-	Council Policy B-13	Rental	\$ 190.99		Yes		07/01/2022	
934	Small Classroom	Commercial Nonresident Rate, Fee Per Hour 2 Hour Minimum	368.00	\$ 381.00	13.00	-	Council Policy B-13	Rental	\$ 381.97		Yes		07/01/2022	
935	Small Classroom	Non-Profit Resident Rate, Fee Per Hour 2 Hour Minimum	56.00	\$ 58.00	2.00	-	Council Policy B-13	Rental	\$ 58.93		Yes		07/01/2022	
936	Small Classroom	Non-Profit Non-Resident Rate, Fee Per Hour 2 Hour Minimum	108.00	\$ 112.00	4.00	-	Council Policy B-13	Rental	\$ 112.41		Yes		07/01/2022	
937	Small Classroom	Private Resident Rate, Fee Per Hour 2 Hour Minimum	90.00	\$ 93.00	3.00	-	Council Policy B-13	Rental	\$ 93.86		Yes		07/01/2022	
938	Small Classroom	Private Nonresident Rate, Fee Per Hour 2 Hour Minimum	182.00	\$ 188.00	6.00	-	Council Policy B-13	Rental	\$ 188.80		Yes		07/01/2022	
939	Small Classroom	Resident Non-profit Youth Service Organization Rate	26.00	\$ 27.00	1.00	-	Council Policy B-13	Rental	\$ 27.28		Yes		07/01/2022	
940	OASIS Event Center Room	Commercial Resident Rate, Fee Per Hour 2 Hour Minimum	415.00	\$ 431.00	16.00	-	Council Policy B-13	Rental	\$ 431.08		Yes		07/01/2022	
941	OASIS Event Center Room	Commercial Nonresident Rate, Fee Per Hour 2 Hour Minimum	746.00	\$ 773.00	27.00	-	Council Policy B-13	Rental	\$ 773.76		Yes		07/01/2022	
942	OASIS Event Center Room	Non-Profit Resident Rate, Fee Per Hour 2 Hour Minimum	154.00	\$ 160.00	6.00	-	Council Policy B-13	Rental	\$ 160.43		Yes		07/01/2022	
943	OASIS Event Center Room	Non-Profit Non-Resident Rate, Fee Per Hour 2 Hour Minimum	236.00	\$ 245.00	9.00	-	Council Policy B-13	Rental	\$ 245.55		Yes		07/01/2022	
944	OASIS Event Center Room	Private Resident Rate, Fee Per Hour 2 Hour Minimum	231.00	\$ 240.00	9.00	-	Council Policy B-13	Rental	\$ 240.10		Yes		07/01/2022	
945	OASIS Event Center Room	Private Nonresident Rate, Fee Per Hour 2 Hour Minimum	380.00	\$ 395.00	15.00	-	Council Policy B-13	Rental	\$ 395.07		Yes		07/01/2022	
946	OASIS Event Center Room	Resident Non-profit Youth Service Organization Rate	85.00	\$ 88.00	3.00	-	Council Policy B-13	Rental	\$ 88.40		Yes		07/01/2022	
947	OASIS Large Classroom	Commercial Resident Rate, Fee Per Hour 2 Hour Minimum	311.00	\$ 323.00	12.00	-	Council Policy B-13	Rental	\$ 323.04		Yes		07/01/2022	
948	OASIS Large Classroom	Commercial Nonresident Rate, Fee Per Hour 2 Hour Minimum	600.00	\$ 623.00	23.00	-	Council Policy B-13	Rental	\$ 623.16		Yes		07/01/2022	
949	OASIS Large Classroom	Non-Profit Resident Rate, Fee Per Hour 2 Hour Minimum	75.00	\$ 78.00	3.00	-	Council Policy B-13	Rental	\$ 78.58		Yes		07/01/2022	
950	OASIS Large Classroom	Non-Profit Non-Resident Rate, Fee Per Hour 2 Hour Minimum	151.00	\$ 157.00	6.00	-	Council Policy B-13	Rental	\$ 157.15		Yes		07/01/2022	
951	OASIS Large Classroom	Private Resident Rate, Fee Per Hour 2 Hour Minimum	145.00	\$ 150.00	5.00	-	Council Policy B-13	Rental	\$ 150.61		Yes		07/01/2022	
952	OASIS Large Classroom	Private Nonresident Rate, Fee Per Hour 2 Hour Minimum	284.00	\$ 294.00	10.00	-	Council Policy B-13	Rental	\$ 294.66		Yes		07/01/2022	
953	OASIS Small Classroom	Commercial Resident Rate, Fee Per Hour 2 Hour Minimum	184.00	\$ 190.00	6.00	-	Council Policy B-13	Rental	\$ 190.99		Yes		07/01/2022	
954	OASIS Small Classroom	Commercial Nonresident Rate, Fee Per Hour 2 Hour Minimum	368.00	\$ 381.00	13.00	-	Council Policy B-13	Rental	\$ 381.97		Yes		07/01/2022	
955	OASIS Small Classroom	Non-Profit Resident Rate, Fee Per Hour 2 Hour Minimum	56.00	\$ 58.00	2.00	-	Council Policy B-13	Rental	\$ 58.93		Yes		07/01/2022	
956	OASIS Small Classroom	Non-Profit Non-Resident Rate, Fee Per Hour 2 Hour Minimum	108.00	\$ 112.00	4.00	-	Council Policy B-13	Rental	\$ 112.41		Yes		07/01/2022	
957	OASIS Small Classroom	Private Resident Rate, Fee Per Hour 2 Hour Minimum	90.00	\$ 93.00	3.00	-	Council Policy B-13	Rental	\$ 93.86		Yes		07/01/2022	
958	OASIS Small Classroom	Private Nonresident Rate, Fee Per Hour 2 Hour Minimum	182.00	\$ 188.00	6.00	-	Council Policy B-13	Rental	\$ 188.80		Yes		07/01/2022	
959	Energy Surcharge	Additional Charge Necessary To Recover Energy Costs	see notes	see notes	-	-	M.C. 3.36.030	Pass Thru			No	This is a pass through cost	07/26/2016	
960	Additional Lifeguard Staff	Per staff person per hour	33.00	\$ 33.00	-	-	M.C. 3.36.030	COS-Fee			No		07/01/2022	
961	Energy Surcharge	All groups	see notes	see notes	-	-	M.C. 3.36.030	Pass Thru			No	This is a pass through cost	07/26/2016	
962	Exclusive Use Rate	Non-Profit - Resident / per hour	82.00	\$ 85.00	3.00	-	M.C. 3.36.030	Rental			Yes	Increased 10% 7/1/22; CPI to stat 7/1/23.	07/01/2022	
963	Exclusive Use Rate	Non-profit , Non-resident/per hour	104.00	\$ 107.00	3.00	-	M.C. 3.36.030	Rental			Yes	Increased 10% 7/1/22; CPI to stat 7/1/23.	07/01/2022	
964	Exclusive Use Rate	Private , Resident per/hour	181.00	\$ 187.00	6.00	-	M.C. 3.36.030	Rental			Yes	Increased 10% 7/1/22; CPI to stat 7/1/23.	07/01/2022	
965	Exclusive Use Rate	Private, Non-resident per hour	209.00	\$ 216.00	7.00	-	M.C. 3.36.030	Rental			Yes	Increased 10% 7/1/22; CPI to stat 7/1/23.	07/01/2022	
966	Exclusive Use Rate	Commercial, resident per hour	335.00	\$ 347.00	12.00	-	M.C. 3.36.030	Rental			Yes	Increased 10% 7/1/22; CPI to stat 7/1/23.	07/01/2022	
967	Exclusive Use Rate	Commercial, non-resident per hour	363.00	\$ 376.00	13.00	-	M.C. 3.36.030	Rental			Yes	Increased 10% 7/1/22; CPI to stat 7/1/23.	07/01/2022	
968	School Dist Maintenance Fee	Pass through cost	see notes	see notes	-	-	M.C. 3.36.030	Pass Thru			No	This is a pass through cost	07/26/2016	
969	Security Deposit on MBAC Rentals		250.00	\$ 250.00	21	-	M.C. 3.36.030	Deposit			No		07/26/2016	

City of Newport Beach Schedule of Rents, Fines, and Fees (SRFF) - Detailed

Note: The Consumer Price Index (CPI) percentage by which applicable fees will increase effective 7/1/23 is reflected in the SRFF.
 Note: The fees include a rounded down amount consistent with policy.

SERVICE NAME	DESCRIPTION	Previous Charges		Current Charges				REFERENCE	TYPE	Full Cost/Market Value		CPI	Notes	Implementation Date
		Rounded down/ Fee @ Policy Level		Fee @ Policy Level		Variance From Previous Year				Total or Base Fee	Incremental - (if applicable)			
		Total or Base Fee	Incremental - (if applicable)	Total or Base Fee	Incremental - (if applicable)	Total or Base Fee	Incremental - (if applicable)			Total or Base Fee	Incremental - (if applicable)			
970	Shared Use Rate	Non-Profit - Resident / per hour	50.00	\$ 51.00	1.00	-	M.C. 3.36.030	Rental			Yes	Increased 10% 7/1/22; CPI to stat 7/1/23.	07/01/2022	
971	Shared Use Rate	Non-profit , Non-resident/per hour	93.00	\$ 96.00	3.00	-	M.C. 3.36.030	Rental			Yes	Increased 10% 7/1/22; CPI to stat 7/1/23.	07/01/2022	
972	Shared Use Rate	Private , Resident per/hour	99.00	\$ 102.00	3.00	-	M.C. 3.36.030	Rental			Yes	Increased 10% 7/1/22; CPI to stat 7/1/23.	07/01/2022	
973	Shared Use Rate	Private, Non-resident per hour	121.00	\$ 125.00	4.00	-	M.C. 3.36.030	Rental			Yes	Increased 10% 7/1/22; CPI to stat 7/1/23.	07/01/2022	
974	Shared Use Rate	Commercial, resident per hour	236.00	\$ 244.00	8.00	-	M.C. 3.36.030	Rental			Yes	Increased 10% 7/1/22; CPI to stat 7/1/23.	07/01/2022	
975	Shared Use Rate	Commercial, non-resident per hour	275.00	\$ 285.00	10.00	-	M.C. 3.36.030	Rental			Yes	Increased 10% 7/1/22; CPI to stat 7/1/23.	07/01/2022	
976	Splash Bash	Per Person	5.00	\$ 5.00	-	-	M.C. 3.36.030	COS-Fee			No		07/01/2022	
Natural Resources														
977	Natural Resource/Tidepool Exploration Program	Less than 15 people	35.00	\$ 35.00	-	-	M.C. 3.36.030	COS-Fee			No	0-20% Recovery per M.C. 3.36.030 Exhibit A	07/26/2016	
978	Natural Resource/Tidepool Exploration Program	More than 15 people	69.00	\$ 69.00	-	-	M.C. 3.36.030	COS-Fee			No		07/26/2016	
Public Areas														
Insurance, Deposits And Set-up Fees May Be Required, Availability May Be Limited, Other Restrictions May Apply														
979	Peninsula Park Gazebo	Commercial Resident Rate (Electricity \$13 Extra) Fee Per Hour 2 Hour Minimum	231.00	\$ 240.00	9.00	-	Council Policy B-13	Rental	\$ 240.10		Yes		07/01/2022	
980	Peninsula Park Gazebo	Commercial Nonresident Rate (Electricity \$13 Extra) Fee Per Hour 2 Hour Minimum	463.00	\$ 480.00	17.00	-	Council Policy B-13	Rental	\$ 480.19		Yes		07/01/2022	
981	Peninsula Park Gazebo	Non-Profit Resident Rate (Electricity \$13 Extra) Fee Per Hour 2 Hour Minimum	41.00	\$ 42.00	1.00	-	Council Policy B-13	Rental	\$ 42.56		Yes		07/01/2022	
982	Peninsula Park Gazebo	Non-Profit Nonresident Rate (Electricity \$13 Extra) Fee Per Hour 2 Hour Min.	82.00	\$ 85.00	3.00	-	Council Policy B-13	Rental	\$ 85.12		Yes		07/01/2022	
983	Peninsula Park Gazebo	Private Resident Rate (Electricity \$13 Extra), Fee Per Hour 2 Hour Minimum	50.00	\$ 52.00	2.00	-	Council Policy B-13	Rental	\$ 52.38		Yes		07/01/2022	
984	Peninsula Park Gazebo	Private Nonresident Rate (Electricity \$13 Extra), Fee Per Hour 2 Hour Minimum	103.00	\$ 106.00	3.00	-	Council Policy B-13	Rental	\$ 106.95		Yes		07/01/2022	
985	Peninsula Park Gazebo	Resident Non-profit Youth Service Organization Rate	15.00	\$ 16.00	1.00	-	Council Policy B-13	Rental	\$ 16.37		Yes		07/01/2022	
986	Picnic/Park Areas	Commercial Resident Rate (Max. Table Reservation 50%) Fee Per Hr. 2 Hr. Min.	231.00	\$ 240.00	9.00	-	Council Policy B-13	Rental	\$ 240.10		Yes		07/01/2022	
987	Picnic/Park Areas	Resident Non-profit Youth Service Organization Rate	15.00	\$ 16.00	1.00	-	Council Policy B-13	Rental	\$ 16.37		Yes		07/01/2022	
988	Picnic/Park Areas	Commercial Nonres. Rate (Max. Table Reservation 50%) Fee Per Hr. 2 Hr. Min.	464.00	\$ 481.00	17.00	-	Council Policy B-13	Rental	\$ 481.28		Yes		07/01/2022	
989	Picnic/Park Areas	Non-Profit Resident Rate (Max. Table Reservation 50%) Fee Per Hr. 2 Hr. Min.	41.00	\$ 42.00	1.00	-	Council Policy B-13	Rental	\$ 42.56		Yes		07/01/2022	
990	Picnic/Park Areas	Non-Profit Nonresident Rate (Max. Table Reservation 50%) Fee Per Hr. 2 Hr. Min.	82.00	\$ 85.00	3.00	-	Council Policy B-13	Rental	\$ 85.12		Yes		07/01/2022	
991	Picnic/Park Areas	Private Resident Rate (Max. Table Reservation 50%) Fee Per Hr. 2 Hr. Min.	47.00	\$ 49.00	2.00	-	Council Policy B-13	Rental	\$ 49.11		Yes		07/01/2022	
992	Picnic/Park Areas	Private Nonresident Rate (Max. Table Reservation 50%) Fee Per Hr. 2 Hr. Min.	94.00	\$ 98.00	4.00	-	Council Policy B-13	Rental	\$ 98.22		Yes		07/01/2022	
Registration and Contract Classes														
993	Classes	Per Person	see notes	see notes	-	-	M.C. 3.36.030	COS-Fee			No	R.S.S. Director negotiates contractor fee. 50-95% Recovery per M.C. 3.36.030 Exhibit A	07/01/2022	
994	Contract Camp Refund Fee	After camp has started	see notes	see notes	-	-	M.C. 3.36.030	COS-Fee			No	Fee is calculated based on number of days attended. 20-50% Recovery per M.C. 3.36.030 Exhibit A	07/01/2022	
995	Nonresident Additional Charge - Camps	Per Person, for fees \$124 and below	10.00	\$ 10.00	-	-	M.C. 3.36.030	COS-Fee			No	Applies to contract summer camps only. 20-50% Recovery per M.C. 3.36.030 Exhibit A	07/01/2022	
996	Nonresident Additional Charge - Camps	Per Person, for fees \$125 and above	20.00	\$ 20.00	-	-	M.C. 3.36.030	COS-Fee			No	Applies to contract summer camps only. 20-50% Recovery per M.C. 3.36.030 Exhibit A	07/01/2022	
997	Nonresident Additional Charge - Classes	Per Person Fee Less Than \$75.00	5.00	\$ 5.00	-	-	M.C. 3.36.030	COS-Fee			No	50-95% Recovery per M.C. 3.36.030 Exhibit A	07/01/2022	
998	Nonresident Additional Charge - Classes	Per Person Fee \$75.00 Or More	10.00	\$ 10.00	-	-	M.C. 3.36.030	COS-Fee			No	50-95% Recovery per M.C. 3.36.030 Exhibit A	07/01/2022	
Senior Services														
999	OASIS-WELLNESS Fitness Center	Annual-Resident	137.00	\$ 137.00	-	-	M.C. 3.36.030	COS-Fee			No	50-95% Recovery per M.C. 3.36.030 Exhibit A	07/01/2022	
1000	OASIS-WELLNESS Fitness Center	Annual-Non-Resident	192.00	\$ 192.00	-	-	M.C. 3.36.030	COS-Fee			No	50-95% Recovery per M.C. 3.36.030 Exhibit A	07/01/2022	
1001	Senior Recreation Classes		see notes	see notes	-	-	M.C. 3.36.030	Contract			No	R.S.S. Director negotiates contractor fee, 20-50% Recovery per M.C. 3.36.030 Exhibit A	07/01/2022	
1002	Transportation	Van Service	\$1 - \$3	\$1 - \$3	-	-	M.C. 3.36.030	COS-Fee			No	Total charge is based on destination. \$1-\$3 each way Recovery per M.C. 3.36.030 Exhibit A	07/01/2022	
Special Ball Field Services														
1003	Field Maintenance Fee	Per Player Per Season	10.00	\$ 10.00	-	-	Council Policy B-13	Rental	\$ 10.91		Yes		07/01/2022	
1004	Field Preparation	Additional Charge When Provided, Fee Per Field	50.00	\$ 52.00	2.00	-	Council Policy B-13	Rental	\$ 52.38		Yes		07/01/2022	
1005	Lights	Additional Charge When Provided, Fee Per Hour Per Field	33.00	\$ 34.00	1.00	-	Council Policy B-13	Rental	\$ 34.92		Yes		07/01/2022	
Ball Fields														
Insurance, Deposits And Set-up Fees May Be Required, Availability May Be Limited, Other Restrictions May Apply														
Bonita Creek Sports Complex, Buffalo Hills Park, East bluff Park, Grant Howald Park, Lincoln Athletic field,														
1006	Ball Fields	Commercial Resident Rate (Lights & Field Prep. Extra) Fee Per Hour 2 Hour Min.	167.00	\$ 173.00	6.00	-	Council Policy B-13	Rental	\$ 173.52		Yes		07/01/2022	
1007	Ball Fields	Commercial Nonresident Rate (Lights & Field Prep. Extra) Fee Per Hr. 2 Hr. Min.	332.00	\$ 344.00	12.00	-	Council Policy B-13	Rental	\$ 344.86		Yes		07/01/2022	
1008	Ball Fields	Non-Profit Resident Rate (Lights & Field Prep. Extra) Fee Per Hour 2 Hour Min.	74.00	\$ 77.00	3.00	-	Council Policy B-13	Rental	\$ 77.49		Yes		07/01/2022	
1009	Ball Fields	Non-Profit Nonresident Rate (Lights & Field Prep. Extra) Fee Per Hour 2 Hour Min.	118.00	\$ 123.00	5.00	-	Council Policy B-13	Rental	\$ 123.32		Yes		07/01/2022	
1010	Ball Fields	Private Resident Rate (Lights & Field Prep. Extra) Fee Per Hour 2 Hour Minimum	97.00	\$ 101.00	4.00	-	Council Policy B-13	Rental	\$ 101.49		Yes		07/01/2022	

City of Newport Beach Schedule of Rents, Fines, and Fees (SRFF) - Detailed

Note: The Consumer Price Index (CPI) percentage by which applicable fees will increase effective 7/1/23 is reflected in the SRFF.
 Note: The fees include a rounded down amount consistent with policy.

	SERVICE NAME	DESCRIPTION	Previous Charges		Current Charges				REFERENCE	TYPE	Full Cost/Market Value		CPI	Notes	Implementation Date
			Rounded down/ Fee @ Policy Level		Fee @ Policy Level		Variance From Previous Year				Total or Base Fee	Incremental - (if applicable)			
			Total or Base Fee	Incremental - (if applicable)	Total or Base Fee	Incremental - (if applicable)	Total or Base Fee	Incremental - (if applicable)			Total or Base Fee	Incremental - (if applicable)			
1011	Ball Fields	Private Nonresident Rate (Lights & Field Prep. Extra) Fee Per Hour 2 Hour Min.	165.00		\$ 171.00		6.00	-	Council Policy B-13	Rental	\$ 171.34		Yes		07/01/2022
1012	Ball Fields	Youth Sports Commission	1.00		\$ 1.00		-	-	Council Policy B-13	Rental	\$ 1.00		No		07/26/2016
1013	Ball Fields	Youth Sports Commission Club Rate, Fee Per Hour	15.00		\$ 15.00		-	-	Council Policy B-13	Rental	\$ 15.00		No		07/26/2016
	Special Events														
1014	Surf Contest-Amateur	Per Person Prior To Registration Deadline	33.00		\$ 33.00		-	-	M.C. 3.36.030	COS-Fee			No		07/01/2022
	Special Event Permits														
1015	Bundled Event Permit Fee	For every 20 events	3,260.00		\$ 3,380.00		120.00	-	M.C. 3.36.030	COS-Fee	\$ 5,690.82		Yes		07/01/2022
1016	Deposit - Level 2	Level 2	815.00		\$ 815.00		-	-	M.C. 3.36.030	Deposit			No		07/26/2016
1017	Deposit - Level 3	Level 3	1,746.00		\$ 1,746.00		-	-	M.C. 3.36.030	Deposit			No		07/26/2016
1018	Level 1 Permit Nonresident	Routed To Other Departments No Road Closures, Attachments Or Permits Required By Other Departments	974.00		\$ 1,010.00		36.00	-	M.C. 3.36.030	COS-Fee	\$ 4,519.76		Yes	20-50% Recovery per M.C. 3.36.030 Exhibit A	07/01/2022
1019	Level 1 Permit Nonresident Late Fee	Submitted Less Than 20 Calendar Days from Event Date	1,246.00		\$ 1,292.00		46.00	-	M.C. 3.36.030	COS-Fee			Yes	20-50% Recovery per M.C. 3.36.030 Exhibit A	07/01/2022
1020	Level 1 Permit Resident	Submitted Less Than 20 Calendar Days from Event Date	492.00		\$ 510.00		18.00	-	M.C. 3.36.030	COS-Fee	\$ 3,833.61		Yes	0-20% Recovery per M.C. 3.36.030 Exhibit A	07/01/2022
1021	Level 1 Permit Resident Late Fee	Submitted Less Than 20 Calendar Days from Event Date	621.00		\$ 643.00		22.00	-	M.C. 3.36.030	COS-Fee			Yes	0-20% Recovery per M.C. 3.36.030 Exhibit A	07/01/2022
1022	Level 2 Permit Nonresident	Submitted Less Than 20 Calendar Days from Event Date	2,200.00		\$ 2,281.00		81.00	-	M.C. 3.36.030	COS-Fee	\$ 4,455.23		Yes	20-50% Recovery per M.C. 3.36.030 Exhibit A	07/01/2022
1023	Level 2 Permit Nonresident Late Fee	Complex Events Requiring Road Closures, Attachments Or Permits By Other Departments Submitted Less Than 60 Calendar Days From Event Date	3,156.00		\$ 3,272.00		116.00	-	M.C. 3.36.030	COS-Fee			Yes	50-95% Recovery per M.C. 3.36.030 Exhibit A	07/01/2022
1024	Level 2 Permit Resident	Submitted Less Than 60 Calendar Days From Event Date	1,026.00		\$ 1,063.00		37.00	-	M.C. 3.36.030	COS-Fee	\$ 4,883.61		Yes	20-50% Recovery per M.C. 3.36.030 Exhibit A	07/01/2022
1025	Level 2 Permit Resident Late Fee	Complex Events Requiring Road Closures, Attachments Or Permits By Other Departments Submitted Less Than 60 Calendar Days From Event Date	1,582.00		\$ 1,640.00		58.00	-	M.C. 3.36.030	COS-Fee			Yes	20-50% Recovery per M.C. 3.36.030 Exhibit A	07/01/2022
1026	Level 3 Permit Nonresident	Submitted Less Than 60 Calendar Days From Event Date	5,573.00		\$ 5,779.00		206.00	-	M.C. 3.36.030	COS-Fee	\$ 10,978.91		Yes	50-95% Recovery per M.C. 3.36.030 Exhibit A	07/01/2022
1027	Level 3 Permit Nonresident Late Fee	Major Events Requiring Road Closures, Attachments Or Permits By Other Departments & 1 Pre-event Meeting Submitted Less Than 120 Calendar Days From Event Date	9,832.00		\$ 10,195.00		363.00	-	M.C. 3.36.030	COS-Fee			Yes	50-95% Recovery per M.C. 3.36.030 Exhibit A	07/01/2022
1028	Level 3 Permit Resident	Submitted Less Than 120 Calendar Days From Event Date	2,915.00		\$ 3,022.00		107.00	-	M.C. 3.36.030	COS-Fee	\$ 11,129.83		Yes	20-50% Recovery per M.C. 3.36.030 Exhibit A	07/01/2022
1029	Level 3 Permit Resident Late Fee	Submitted Less Than 120 Calendar Days From Event Date	4,915.00		\$ 5,096.00		181.00	-	M.C. 3.36.030	COS-Fee			Yes	20-50% Recovery per M.C. 3.36.030 Exhibit A	07/01/2022
1030	Special Events Appeal - to City Council - Appellant Unsuccessful	For levels 1, 2 and 3	1,823.00		\$ 1,890.00		67.00	-	M.C. 3.36.030	COS-Fee	\$ 2,856.73		Yes	50-95% Recovery per Municipal Code 3.36.030 Exhibit A	07/01/2022
1031	Special Events Appeal - to City Council - Appellant Successful	For levels 1, 2 and 3	-		\$ -		-	-	M.C. 3.36.030	COS-Fee	\$ 2,754.80		No	0% Recovery per Municipal Code 3.36.030 Exhibit A	07/01/2022
	Special Services														
1032	Relocation Of Sand Volleyball Court		800.00		\$ 800.00		-	-	M.C. 3.36.030	COS-Fee			No	Requires contractor	07/01/2022
	Youth Sports, After School/Camp Programs														
1033	After School Program	Late pickup charge - per minute	1.00		\$ 1.00		-	-	M.C. 3.36.030	COS-Fee			No		07/01/2022
1034	After School Programs	Per Child Trimester	390.00		\$ 390.00		-	-	M.C. 3.36.030	COS-Fee			No		07/01/2022
1035	Day Camp	Additional rash guard	15.00		\$ 15.00		-	-	M.C. 3.36.030	COS-Fee			No		07/01/2022
1036	Day Camp	Additional T-shirt	10.00		\$ 10.00		-	-	M.C. 3.36.030	COS-Fee			No		07/01/2022
1037	Day Camp Fee	Per child per week	176.00		\$ 176.00		-	-	M.C. 3.36.030	COS-Fee			No		07/01/2022
1038	Day Camp Fee- Hardship Fee	Per child per week	108.00		\$ 108.00		-	-	M.C. 3.36.030	COS-Fee			No		07/01/2022
1039	Day Camp/Pint Sized Campers Cancellation	6 days or less notice	50.00		\$ 50.00		-	-	M.C. 3.36.030	COS-Fee			No		07/01/2022
1040	Day Camp/Pint Sized Campers Cancellation	7+ days notice	25.00		\$ 25.00		-	-	M.C. 3.36.030	COS-Fee			No		07/01/2022
1041	Pint Size Campers		139.00		\$ 139.00		-	-	M.C. 3.36.030	COS-Fee			No		07/01/2022
1042	Preschool 101	Per session T/TH	330.00		\$ 330.00		-	-	M.C. 3.36.030	COS-Fee			No		07/01/2022
1043	Preschool 101	Per session M/W/F	487.00		\$ 487.00		-	-	M.C. 3.36.030	COS-Fee			No		07/01/2022
1044	Teen Leadership Program - Annual Pass		195.00		\$ 195.00		-	-	M.C. 3.36.030	COS-Fee			No		07/01/2022
1045	Teen Leadership Program - Summer		115.00		\$ 115.00		-	-	M.C. 3.36.030	COS-Fee			No		07/01/2022
1046	Youth Sports- Track and Field Late/Day of Registration Fee	Per Person	5.00		\$ 5.00		-	-	M.C. 3.36.030	COS-Fee			No		07/01/2022
1047	Youth Sports Classes	Per Person	see notes		see notes		-	-	M.C. 3.36.030	COS-Fee			No	R.S.S. Director negotiates contractor fee	07/01/2022
1048	Youth Sports-Track and Field Nonresident	Per Person	13.00		\$ 13.00		-	-	M.C. 3.36.030	COS-Fee			No		07/01/2022
1049	Youth Sports-Track and Field Resident	Per Person	10.00		\$ 10.00		-	-	M.C. 3.36.030	COS-Fee			No		07/01/2022
	UTILITIES														
	Miscellaneous														
1050	Annual Grease Disposal Mitigation Fee	Annual Fee	611.00		\$ 634.00		23.00	-	M.C.14.30.040	COS-Fee	\$ 634.07		Yes		07/01/2022
1051	FOG Annual Permit	Annual Fee	-		\$ -		-	-	M.C.14.30	COS-Fee	\$ 179.74		No	0% Recovery per M.C. 3.36.030 Exhibit A	07/01/2022
1052	FOG Non-Compliance	per additional inspection	71.00		\$ 74.00		3.00	-	M.C.14.30	COS-Fee	\$ 74.04		Yes	New Fee 2021	07/01/2022
1053	Re-inspection Fee	Hourly	168.00		\$ 175.00		7.00	-	M.C. 3.36.030	COS-Fee	\$ 175.25		Yes	New Fee 2021	07/01/2022
1054	Utilities Field Inspection	Sewer Connection/Water Service- Per Inspection	274.00		\$ 284.00		10.00	-	M.C. 3.36.030	COS-Fee	\$ 284.89		Yes		07/01/2022
	Recycled Water Related Fees														
1055	Commodity Charge - Recycled Water	Water Use Per Hundred Cubic Feet Of Water	2.13		\$ 2.13		-	-	M.C. 14.13.010	Rate Study	\$ 2.13		No	Rates adjusted every January, per Resolution 2019-103	01/01/2022
1056	Pump Station Charge - Recycled Water	Monthly Service Charge per Hundred Cubic Feet of Water	0.62		\$ 0.62		-	-	M.C. 14.13.010	Rate Study	\$ 0.62		No	Rates adjusted every January, per Resolution 2019-103	01/01/2022
1057	Recycled Water Service - Recycled Water Meter - Under 1 inch	Monthly Recycled Water Service Charge	11.94		\$ 11.94		-	-	M.C. 14.13.010	Rate Study	\$ 11.94		No	Rates adjusted every January, per Resolution 2019-103	01/01/2022
1058	Recycled Water Service - Recycled Water Meter - 1 inch	Monthly Recycled Water Service Charge	17.14		\$ 17.14		23	-	M.C. 14.13.010	Rate Study	\$ 17.14		No	Rates adjusted every January, per Resolution 2019-103	01/01/2022

City of Newport Beach Schedule of Rents, Fines, and Fees (SRFF) - Detailed

Note: The Consumer Price Index (CPI) percentage by which applicable fees will increase effective 7/1/23 is reflected in the SRFF.
 Note: The fees include a rounded down amount consistent with policy.

	SERVICE NAME	DESCRIPTION	Previous Charges		Current Charges				Full Cost/Market Value		CPI	Notes	Implementation Date		
			Rounded down/ Fee @ Policy Level		Fee @ Policy Level		Variance From Previous Year		Total or Base Fee	Incremental - (if applicable)					
			Total or Base Fee	Incremental - (if applicable)	Total or Base Fee	Incremental - (if applicable)	Total or Base Fee	Incremental - (if applicable)	REFERENCE	TYPE				Total or Base Fee	Incremental - (if applicable)
1059	Recycled Water Service - Recycled Water Meter - 1 1/2 inch	Monthly Recycled Water Service Charge	30.12		\$ 30.12		-	-	M.C. 14.13.010	Rate Study	\$ 30.12		No	Rates adjusted every January, per Resolution 2019-103	01/01/2022
1060	Recycled Water Service - Recycled Water Meter - 2 inch	Monthly Recycled Water Service Charge	45.70		\$ 45.70		-	-	M.C. 14.13.010	Rate Study	\$ 45.70		No	Rates adjusted every January, per Resolution 2019-103	01/01/2022
1061	Recycled Water Service - Recycled Water Meter - 3 inch	Monthly Recycled Water Service Charge	117.14		\$ 117.14		-	-	M.C. 14.13.010	Rate Study	\$ 117.14		No	Rates adjusted every January, per Resolution 2019-103	01/01/2022
1062	Recycled Water Service - Recycled Water Meter - 4 inch	Monthly Recycled Water Service Charge	198.95		\$ 198.95		-	-	M.C. 14.13.010	Rate Study	\$ 198.95		No	Rates adjusted every January, per Resolution 2019-103	01/01/2022
1063	Recycled Water Service - Recycled Water Meter - 6 inch	Monthly Recycled Water Service Charge	419.73		\$ 419.73		-	-	M.C. 14.13.010	Rate Study	\$ 419.73		No	Rates adjusted every January, per Resolution 2019-103	01/01/2022
1064	Recycled Water Service - Recycled Water Meter - 8 inch	Monthly Recycled Water Service Charge	731.42		\$ 731.42		-	-	M.C. 14.13.010	Rate Study	\$ 731.42		No	Rates adjusted every January, per Resolution 2019-103	01/01/2022
	Sewer Related Fees														
1065	New Sewer Connection Fee-City	Per New Connection	250.00		\$ 250.00		-	-	M.C. 14.24.050	COS-Fee	\$ 250.00		No	Rates are established by Municipal Code	07/26/2016
1066	Sewer 4TT Box (Main Line)	Sewer Clean Out	38.79		\$ 38.79		-	-	M.C. 3.36.030	Pass Thru	\$ 38.79		No	Actual costs	07/01/2021
1067	Sewer 4TT Box Lid (Main Line)	Sewer Clean Out	34.48		\$ 34.48		-	-	M.C. 3.36.030	Pass Thru	\$ 34.48		No	Actual costs	07/01/2021
1068	Sewer Only Establishment Fee		50		\$ 52.00		2.00	-	M.C. 3.36.030	COS-Fee	\$ 52.06		Yes	New Fee 2021	07/01/2022
1069	Sewer Service - Additional Living Units On Connection	Monthly connection fee / unit in excess of one - all customers	-		\$ -		-	-	M.C. 14.24.065	Rate Study	\$ -		No	Rates adjusted every January, per Resolution 2017-61	01/01/2021
1070	Sewer Service Fee - 5/8 inch	Monthly fee for connection to sewer system	8.55		\$ 8.55		-	-	M.C. 14.24.065	Rate Study	\$ 8.55		No	Rates adjusted every January, per Resolution 2017-61	01/01/2022
1071	Sewer Service Fee - 3/4 inch	Monthly fee for connection to sewer system	8.55		\$ 8.55		-	-	M.C. 14.24.065	Rate Study	\$ 8.55		No	Rates adjusted every January, per Resolution 2017-61	01/01/2022
1072	Sewer Service Fee - 1 inch	Monthly fee for connection to sewer system	8.55		\$ 8.55		-	-	M.C. 14.24.065	Rate Study	\$ 8.55		No	Rates adjusted every January, per Resolution 2017-61	01/01/2022
1073	Sewer Service Fee - 1.5 inch	Monthly fee for connection to sewer system	9.41		\$ 9.41		-	-	M.C. 14.24.065	Rate Study	\$ 9.41		No	Rates adjusted every January, per Resolution 2017-61	01/01/2022
1074	Sewer Service Fee - 2 inch	Monthly fee for connection to sewer system	12.83		\$ 12.83		-	-	M.C. 14.24.065	Rate Study	\$ 12.83		No	Rates adjusted every January, per Resolution 2017-61	01/01/2022
1075	Sewer Service Fee - 3 inch	Monthly fee for connection to sewer system	14.54		\$ 14.54		-	-	M.C. 14.24.065	Rate Study	\$ 14.54		No	Rates adjusted every January, per Resolution 2017-61	01/01/2022
1076	Sewer Service Fee - 4 inch	Monthly fee for connection to sewer system	17.11		\$ 17.11		-	-	M.C. 14.24.065	Rate Study	\$ 17.11		No	Rates adjusted every January, per Resolution 2017-61	01/01/2022
1077	Sewer Service Fee - 6 inch	Monthly fee for connection to sewer system	19.25		\$ 19.25		-	-	M.C. 14.24.065	Rate Study	\$ 19.25		No	Rates adjusted every January, per Resolution 2017-61	01/01/2022
1078	Sewer Service Fee - 8 inch	Monthly fee for connection to sewer system	21.39		\$ 21.39		-	-	M.C. 14.24.065	Rate Study	\$ 21.39		No	Rates adjusted every January, per Resolution 2017-61	01/01/2022
1079	Sewer Service Fee - 10 inch	Monthly fee for connection to sewer system	27.37		\$ 27.37		-	-	M.C. 14.24.065	Rate Study	\$ 27.37		No	Rates adjusted every January, per Resolution 2017-61	01/01/2022
1080	Sewer Service Fee - 12 inch	Monthly fee for connection to sewer system	34.22		\$ 34.22		-	-	M.C. 14.24.065	Rate Study	\$ 34.22		No	Rates adjusted every January, per Resolution 2017-61	01/01/2022
1081	Sewer Service Fee - No Water Use - 5/8 inch	Monthly connection to sewer system - water from another agency	13.10		\$ 13.10		-	-	M.C. 14.24.065	Rate Study	\$ 13.10		No	Rates adjusted every January, per Resolution 2017-61	01/01/2022
1082	Sewer Service Fee - No Water Use - 3/4 inch	Monthly connection to sewer system - water from another agency	13.10		\$ 13.10		-	-	M.C. 14.24.065	Rate Study	\$ 13.10		No	Rates adjusted every January, per Resolution 2017-61	01/01/2022
1083	Sewer Service Fee - No Water Use - 1 inch	Monthly connection to sewer system - water from another agency	15.34		\$ 15.34		-	-	M.C. 14.24.065	Rate Study	\$ 15.34		No	Rates adjusted every January, per Resolution 2017-61	01/01/2022
1084	Sewer Service Fee - No Water Use - 1.5 inch	Monthly connection to sewer system - water from another agency	46.14		\$ 46.14		-	-	M.C. 14.24.065	Rate Study	\$ 46.14		No	Rates adjusted every January, per Resolution 2017-61	01/01/2022
1085	Sewer Service Fee - No Water Use - 2 inch	Monthly connection to sewer system - water from another agency	47.54		\$ 47.54		-	-	M.C. 14.24.065	Rate Study	\$ 47.54		No	Rates adjusted every January, per Resolution 2017-61	01/01/2022
1086	Sewer Service Fee - No Water Use - 3 inch	Monthly connection to sewer system - water from another agency	122.10		\$ 122.10		-	-	M.C. 14.24.065	Rate Study	\$ 122.10		No	Rates adjusted every January, per Resolution 2017-61	01/01/2022
1087	Sewer Service Fee - No Water Use - 4 inch	Monthly connection to sewer system - water from another agency	216.25		\$ 216.25		-	-	M.C. 14.24.065	Rate Study	\$ 216.25		No	Rates adjusted every January, per Resolution 2017-61	01/01/2022
1088	Sewer Service Fee - No Water Use - 6 inch	Monthly connection to sewer system - water from another agency	381.07		\$ 381.07		-	-	M.C. 14.24.065	Rate Study	\$ 381.07		No	Rates adjusted every January, per Resolution 2017-61	01/01/2022
1089	Sewer Service Fee - No Water Use - 8 inch	Monthly connection to sewer system - water from another agency	383.21		\$ 383.21		-	-	M.C. 14.24.065	Rate Study	\$ 383.21		No	Rates adjusted every January, per Resolution 2017-61	01/01/2022
1090	Sewer Service Fee - No Water Use - 10 inch	Monthly connection to sewer system - water from another agency	389.20		\$ 389.20		-	-	M.C. 14.24.065	Rate Study	\$ 389.20		No	Rates adjusted every January, per Resolution 2017-61	01/01/2022
1091	Sewer Use Fee	Per Hundred Cubic Feet Of Water Used	0.54		\$ 0.54		-	-	M.C. 14.24.065	Rate Study	\$ 0.54		No	Rates adjusted every January, per Resolution 2017-61	01/01/2022
1092	Wastewater Surcharge All Non-irrigation Connections	Monthly Fee Per Connection For Meters 2 Inches Or Larger	-		\$ -		-	-	M.C. 14.24.065	Rate Study	\$ -		No	Rates adjusted every January, per Resolution 2017-61	01/01/2022
	Water Related Fees														
1093	3/4 Inch Meter Box	DFW, Multi Purpose	52.79		\$ 52.79		-	-	M.C. 3.36.030	Pass Thru	\$ 52.79		No	Actual costs	07/01/2021
1094	3/4 Inch Meter Box Lid	DFW, Multi Purpose	25.86		\$ 25.86		-	-	M.C. 3.36.030	Pass Thru	\$ 25.86		No	Actual costs	07/01/2021
1095	5/8 & 3/4 Inch Water Meter	Mueller AMI	172.40		\$ 172.40		-	-	M.C. 3.36.030	Pass Thru	\$ 172.40		No	Actual costs	07/01/2021
1096	1 Inch Meter Box	DFW, Multi Purpose	78.32		\$ 78.32		-	-	M.C. 3.36.030	Pass Thru	\$ 78.32		No	Actual costs	07/01/2021
1097	1 Inch Meter Box Lid	DFW, Multi Purpose	42.02		\$ 42.02		-	-	M.C. 3.36.030	Pass Thru	\$ 42.02		No	Actual costs	07/01/2021
1098	1 Inch Water Meter	Mueller AMI	193.95		\$ 193.95		-	-	M.C. 3.36.030	Pass Thru	\$ 193.95		No	Actual costs	07/01/2021
1099	1.5 Inch Turbine Water Meter	Mueller AMI	491.34		\$ 491.34		-	-	M.C. 3.36.030	Pass Thru	\$ 491.34		No	Actual costs	07/01/2021
1100	1.5 Inch Water Meter	Mueller AMI	463.33		\$ 463.33		-	-	M.C. 3.36.030	Pass Thru	\$ 463.33		No	Actual costs	07/01/2021
1101	2 Inch Meter Box	DFW, Multi Purpose	138.69		\$ 138.69		-	-	M.C. 3.36.030	Pass Thru	\$ 138.69		No	Actual costs	07/01/2021
1102	2 Inch Meter Box Lid	DFW, Multi Purpose	72.19		\$ 72.19		-	-	M.C. 3.36.030	Pass Thru	\$ 72.19		No	Actual costs	07/01/2021
1103	2 Inch Turbine Water Meter	Mueller AMI	573.23		\$ 573.23		-	-	M.C. 3.36.030	Pass Thru	\$ 573.23		No	Actual costs	07/01/2021
1104	2 Inch Water Meter	Mueller AMI	565.69		\$ 565.69		-	-	M.C. 3.36.030	Pass Thru	\$ 565.69		No	Actual costs	07/01/2021
1105	Commodity Charge - Potable Water	Water Use Per Hundred Cubic Feet Of Water	3.60		\$ 3.60		-	-	M.C. 14.12.020	Rate Study	\$ 3.60		No	Rates adjusted every January, per Resolution 2019-103	01/01/2021
1106	Construction Water Meter	Establishment Charge	102.00		\$ 106.00		4.00	-	M.C.14.20.070	COS-Fee	\$ 212.06		Yes	50% Recovery per M.C. 3.36.030 Exhibit A	07/01/2022
1107	Construction Water Meter	Meter Deposit	1,250.00		\$ 1,250.00		-	-	M.C.14.20.070	Deposit	\$ 1,250.00		No		07/01/2021
1108	Construction Water Meter	Monthly Charge	See Notes		See Notes		-	-	M.C.14.20.070	COS-Fee			See	Same cost as 2" domestic meter set by rate study	07/01/2021
1109	Delinquent Water Service Discontinuance		143.00		\$ 148.00		5.00	-	M.C. 14.12.090	COS-Fee	\$ 148.31		Yes		07/01/2022
1110	Delinquent Water Service Restoration	Business Hours	263.00		\$ 269.00		6.00	-	M.C. 14.12.125	COS-Fee Punitive	\$ 169.49		Yes	A fine of \$100 is included in the total amount.	07/01/2022
1111	Delinquent Water Service Restoration - Low Income Household (below 200% of the federal poverty line)	Business Hours	50.00		\$ 50.00		-	-	M.C. 14.12.125	COS-Fee Punitive	\$ 195.36		No	\$50 recovery per CA Health and Safety Code 116914(a)(1)	07/01/2022
1112	Delinquent Water Service Restoration	Non Business Hours	282.00		\$ 289.00		7.00	-	M.C. 14.12.125	COS-Fee Punitive	\$ 189.35		Yes	A fine of \$100 is included in the total amount.	07/01/2022

City of Newport Beach Schedule of Rents, Fines, and Fees (SRFF) - Detailed

Note: The Consumer Price Index (CPI) percentage by which applicable fees will increase effective 7/1/23 is reflected in the SRFF.
 Note: The fees include a rounded down amount consistent with policy.

	SERVICE NAME	DESCRIPTION	Previous Charges		Current Charges				REFERENCE	TYPE	Full Cost/Market Value		CPI	Notes	Implementation Date
			Rounded down/ Fee @ Policy Level		Fee @ Policy Level		Variance From Previous Year				Total or Base Fee	Incremental - (if applicable)			
			Total or Base Fee	Incremental - (if applicable)	Total or Base Fee	Incremental - (if applicable)	Total or Base Fee	Incremental - (if applicable)			Total or Base Fee	Incremental - (if applicable)			
1113	Delinquent Water Service Restoration - Low Income Household (below 200% of the federal poverty line)	Non Business Hours	150.00	\$ 150.00	-	-	M.C. 14.12.125	COS-Fee Punitive	\$ 214.13		No	\$150 recovery per CA Health and Safety Code 116914(a)(1)	07/01/2022		
1114	Hydrant Flow Test - Highway Test (Night Time)		516.00	\$ 535.00	19.00	-	M.C. 3.36.030	COS-Fee	\$ 535.61		Yes		07/01/2022		
1115	Hydrant Flow Test - Non-Highway (Regular Hours)		458.00	\$ 475.00	17.00	-	M.C. 3.36.030	COS-Fee	\$ 475.11		Yes		07/01/2022		
1116	Main Line Valve Box	Water Valve Box	38.79	\$ 38.79	-	-	M.C. 3.36.030	Pass Thru	\$ 38.79		No	Actual costs	07/01/2021		
1117	Main Line Valve Box Lid	Water Valve Box Lid	34.48	\$ 34.48	-	-	M.C. 3.36.030	Pass Thru	\$ 34.48		No	Actual costs	07/01/2021		
1118	Private Fire Line Service - .625 inch	Monthly Water Service Charge	12.02	\$ 12.91	0.89	-	M.C. 14.12.080	Rate Study	\$ 12.02		No	Rates adjusted every January, per Resolution 2019-103	01/01/2022		
1119	Private Fire Line Service - .75 inch	Monthly Water Service Charge	12.23	\$ 13.14	0.91	-	M.C. 14.12.080	Rate Study	\$ 12.23		No	Rates adjusted every January, per Resolution 2019-103	01/01/2022		
1120	Private Fire Line Service - 1 inch	Monthly Water Service Charge	12.77	\$ 13.72	0.95	-	M.C. 14.12.080	Rate Study	\$ 12.77		No	Rates adjusted every January, per Resolution 2019-103	01/01/2022		
1121	Private Fire Line Service - 1.5 inch	Monthly Water Service Charge	13.70	\$ 14.72	1.02	-	M.C. 14.12.080	Rate Study	\$ 13.70		No	Rates adjusted every January, per Resolution 2019-103	01/01/2022		
1122	Private Fire Line Service - 2 inch	Monthly Water Service Charge	15.11	\$ 16.23	1.12	-	M.C. 14.12.080	Rate Study	\$ 15.11		No	Rates adjusted every January, per Resolution 2019-103	01/01/2022		
1123	Private Fire Line Service - 3 inch	Monthly Water Service Charge	17.04	\$ 18.31	1.27	-	M.C. 14.12.080	Rate Study	\$ 17.04		No	Rates adjusted every January, per Resolution 2019-103	01/01/2022		
1124	Private Fire Line Service - 4 inch	Monthly Water Service Charge	22.83	\$ 24.52	1.69	-	M.C. 14.12.080	Rate Study	\$ 22.83		No	Rates adjusted every January, per Resolution 2019-103	01/01/2022		
1125	Private Fire Line Service - 6 inch	Monthly Water Service Charge	43.52	\$ 46.75	3.23	-	M.C. 14.12.080	Rate Study	\$ 43.52		No	Rates adjusted every January, per Resolution 2019-103	01/01/2022		
1126	Private Fire Line Service - 8 inch	Monthly Water Service Charge	79.26	\$ 85.13	5.87	-	M.C. 14.12.080	Rate Study	\$ 79.26		No	Rates adjusted every January, per Resolution 2019-103	01/01/2022		
1127	Private Fire Line Service - 10 inch	Monthly Water Service Charge	132.99	\$ 142.84	9.85	-	M.C. 14.12.080	Rate Study	\$ 132.99		No	Rates adjusted every January, per Resolution 2019-103	01/01/2022		
1128	Private Fire Line Service - 12 inch	Monthly Water Service Charge	207.46	\$ 222.82	15.36	-	M.C. 14.12.080	Rate Study	\$ 207.46		No	Rates adjusted every January, per Resolution 2019-103	01/01/2022		
1129	Water Service - Additional Bedrooms Or Units	Monthly fee /unit in excess of one - hotel/motel/hospital/care home	-	\$ -	-	-	M.C. 14.12.020	Rate Study	\$ -		No	Rates adjusted every January, per Resolution 2019-103	01/01/2021		
1130	Water Service - Additional Single/Multi-Family Units	Monthly Fee Per Unit In Excess Of One	-	\$ -	-	-	M.C. 14.12.020	Rate Study	\$ -		No	Rates adjusted every January, per Resolution 2019-103	01/01/2021		
1131	Water Service - Domestic Meter - Under 1 inch	Monthly Water Service Charge	23.48	\$ 25.22	1.74	-	M.C. 14.12.020	Rate Study	\$ 23.48		No	Rates adjusted every January, per Resolution 2019-103	01/01/2022		
1132	Water Service - Domestic Meter - 1 inch	Monthly Water Service Charge	36.39	\$ 39.09	2.70	-	M.C. 14.12.020	Rate Study	\$ 36.39		No	Rates adjusted every January, per Resolution 2019-103	01/01/2022		
1133	Water Service - Domestic Meter - 1 1/2 inch	Monthly Water Service Charge	68.61	\$ 73.69	5.08	-	M.C. 14.12.020	Rate Study	\$ 68.61		No	Rates adjusted every January, per Resolution 2019-103	01/01/2022		
1134	Water Service - Domestic Meter - 2 inch	Monthly Water Service Charge	107.29	\$ 115.23	7.94	-	M.C. 14.12.020	Rate Study	\$ 107.29		No	Rates adjusted every January, per Resolution 2019-103	01/01/2022		
1135	Water Service - Domestic Meter - 3 inch	Monthly Water Service Charge	284.55	\$ 305.61	21.06	-	M.C. 14.12.020	Rate Study	\$ 284.55		No	Rates adjusted every January, per Resolution 2019-103	01/01/2022		
1136	Water Service - Domestic Meter - 4 inch	Monthly Water Service Charge	487.60	\$ 523.69	36.09	-	M.C. 14.12.020	Rate Study	\$ 487.60		No	Rates adjusted every January, per Resolution 2019-103	01/01/2022		
1137	Water Service - Domestic Meter - 6 inch	Monthly Water Service Charge	1,035.52	\$ 1,112.15	76.63	-	M.C. 14.12.020	Rate Study	\$ 1,035.52		No	Rates adjusted every January, per Resolution 2019-103	01/01/2022		
1138	Water Service - Domestic Meter - 8 inch	Monthly Water Service Charge	1,809.04	\$ 1,942.91	133.87	-	M.C. 14.12.020	Rate Study	\$ 1,809.04		No	Rates adjusted every January, per Resolution 2019-103	01/01/2022		
1139	Water Service - Domestic Meter - 10 inch	Monthly Water Service Charge	2,711.49	\$ 2,912.15	200.66	-	M.C. 14.12.020	Rate Study	\$ 2,711.49		No	Rates adjusted every January, per Resolution 2019-103	01/01/2022		
1140	Water Service - Domestic Meter - 12 inch	Monthly Water Service Charge	3,420.58	\$ 3,673.71	253.13	-	M.C. 14.12.020	Rate Study	\$ 3,420.58		No	Rates adjusted every January, per Resolution 2019-103	01/01/2022		
1141	Water and Sewer Service Establishment Fee - Business Hours		122.00	\$ 127.00	5.00	-	M.C. 14.12.085	COS-Fee	\$ 127.19		Yes		07/01/2022		
1142	Water and Sewer Service Establishment Fee - Business Hours	Online	118.00	\$ 123.00	5.00	-	M.C. 14.12.085	COS-Fee	\$ 123.40		Yes		07/01/2022		
1143	Water and Sewer Service Establishment Fee - Non-Business Hours		327.00	\$ 339.00	12.00	-	M.C. 14.12.085	COS-Fee	\$ 339.85		Yes	New Fee 2021	07/01/2022		
1144	Water Service Installation Fee	New Or Enlarged Water Service	727.00	\$ 754.00	27.00	-	M.C. 14.12.010	COS-Fee	\$ 754.50		Yes		07/01/2022		
1145	Water Shut Off-Tag Placement	Pink Notice	32.00	\$ 33.00	1.00	-	M.C.14.12.120	COS-Fee	\$ 33.89		Yes		07/01/2022		